

US00D765642S

(12) **United States Design Patent** (10) **Patent No.:** **US D765,642 S**
Bulkley (45) **Date of Patent:** **** Sep. 6, 2016**

(54) **SMARTPHONE CASE**
(71) Applicant: **OTTER PRODUCTS, LLC**, Fort Collins, CO (US)
(72) Inventor: **Ross V. Bulkley**, Fort Collins, CO (US)
(73) Assignee: **OTTER PRODUCTS, LLC**, Fort Collins, CO (US)
(**) Term: **15 Years**
(21) Appl. No.: **29/534,298**
(22) Filed: **Jul. 28, 2015**
(51) **LOC (10) Cl.** **14-03**
(52) **U.S. Cl.**
USPC **D14/250**
(58) **Field of Classification Search**
USPC D14/238.1, 248, 250, 440, 203.3–203.7, D14/217, 240, 251–253, 447, 496; D3/201, D3/218, 247, 269, 273, 301, 303; D13/103, 107–108, 119
CPC A45C 1/06; A45C 11/00; A45C 13/02; A45C 2011/002; A45F 2005/026; A45F 2200/0525; A45F 2200/0516; H04B 1/3888; H04M 1/0283; H04M 1/0202
See application file for complete search history.

(56) **References Cited**
U.S. PATENT DOCUMENTS
D539,259 S * 3/2007 Wang D14/138 AA
7,337,565 B2 * 3/2008 Tsutsumi G02F 1/134327
340/815.53
D574,819 S 8/2008 Andre et al.
D575,056 S 8/2008 Tan
D597,089 S 7/2009 Khan et al.
D602,894 S * 10/2009 Lepoultier D14/138 AB
7,609,512 B2 10/2009 Richardson et al.
D606,532 S 12/2009 Jong et al.
D618,230 S 6/2010 Brown et al.

D628,567 S * 12/2010 Du D14/248
D654,043 S * 2/2012 Pan D14/138 AA
8,186,514 B2 5/2012 Bowers
D667,783 S 9/2012 Zhang et al.
D668,245 S 10/2012 Bau
D671,745 S * 12/2012 Wyner D3/301
D671,932 S 12/2012 Azoulay
D673,159 S 12/2012 McCarthy et al.
D673,551 S 1/2013 Chang et al.
D674,792 S * 1/2013 Magness D14/250
D674,801 S 1/2013 Wharram
D681,020 S 4/2013 Magness et al.
D681,621 S 5/2013 Magness
D681,622 S 5/2013 Melanson et al.
D682,239 S * 5/2013 Yeh D14/138 G
8,443,971 B1 5/2013 Green et al.
D684,149 S 6/2013 Chang et al.
D684,358 S 6/2013 Pegg
D685,358 S 7/2013 Armstrong et al.
D685,785 S 7/2013 Seoc et al.
D686,607 S 7/2013 Hong
D687,427 S * 8/2013 Peterson D14/250
D697,060 S * 1/2014 Yang D14/250

(Continued)

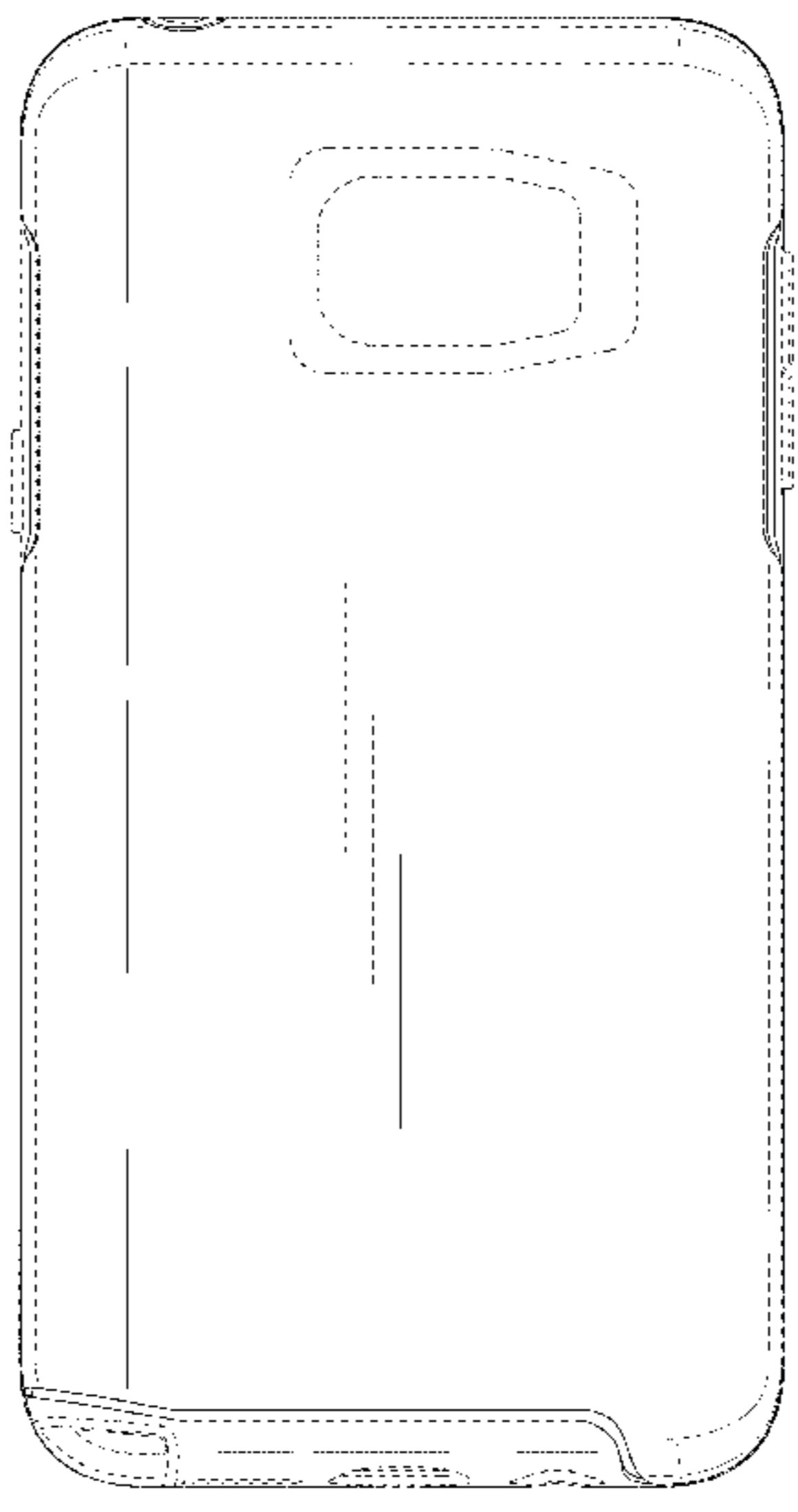
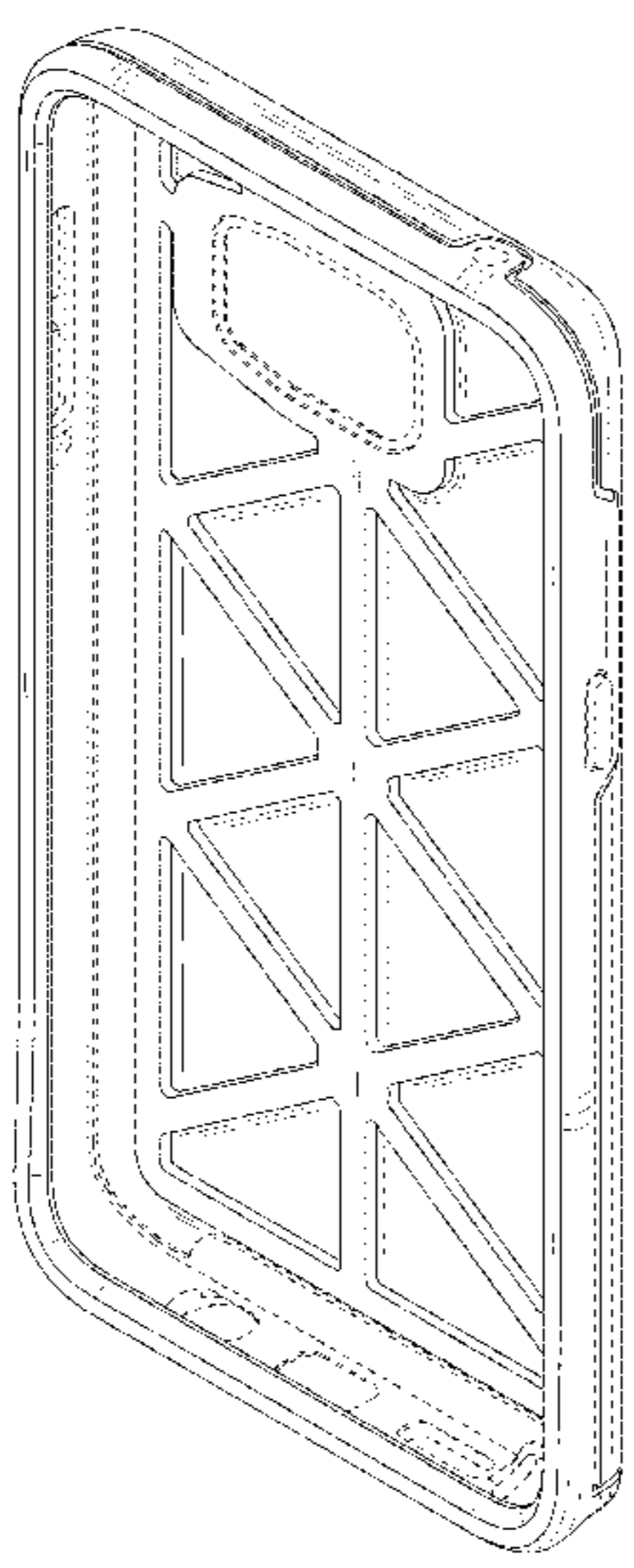
Primary Examiner — Carla Jobe Wright

(57) **CLAIM**
The ornamental design for a smartphone case, as shown and described.

DESCRIPTION

FIG. 1 is a front isometric view of a smartphone case showing my new design;
FIG. 2 is a rear isometric view thereof;
FIG. 3 is a front view thereof;
FIG. 4 is a rear view thereof;
FIG. 5 is a left view thereof;
FIG. 6 is a right view thereof;
FIG. 7 is a top view thereof; and,
FIG. 8 is a bottom view thereof.
The broken lines depict portions of the smartphone case that form no part of the claimed design.

1 Claim, 6 Drawing Sheets



(56)

References Cited

U.S. PATENT DOCUMENTS

D703,654 S 4/2014 Melanson et al.
 D703,656 S 4/2014 Witter et al.
 D704,684 S * 5/2014 Yeh D14/248
 D704,685 S * 5/2014 Yeh D14/248
 D706,256 S * 6/2014 Ward D14/250
 D709,058 S 7/2014 Hemesath et al.
 D709,869 S 7/2014 Witter et al.
 D710,346 S 8/2014 Smith et al.
 D712,389 S * 9/2014 Namminga D14/250
 D716,280 S * 10/2014 Macrina D14/250
 D716,284 S * 10/2014 Melanson D14/250
 D721,071 S 1/2015 Nelson et al.
 D737,522 S * 8/2015 Lavigne D28/76

D741,845 S * 10/2015 Kim D14/250
 D742,868 S * 11/2015 Odhwani D14/250
 D742,869 S * 11/2015 Odhwani D14/250
 D747,303 S * 1/2016 Su D14/250
 9,295,174 B2 * 3/2016 Witter H05K 5/03
 2012/0043235 A1 2/2012 Klement
 2013/0098788 A1 4/2013 McCarville et al.
 2013/0118934 A1 * 5/2013 Green A45C 11/00
 206/320
 2013/0257240 A1 10/2013 Hong
 2014/0049142 A1 2/2014 Magness
 2015/0195938 A1 * 7/2015 Witter H05K 5/03
 206/521
 2015/0270734 A1 * 9/2015 Davison H02J 7/0054
 320/103

* cited by examiner




FIG. 1

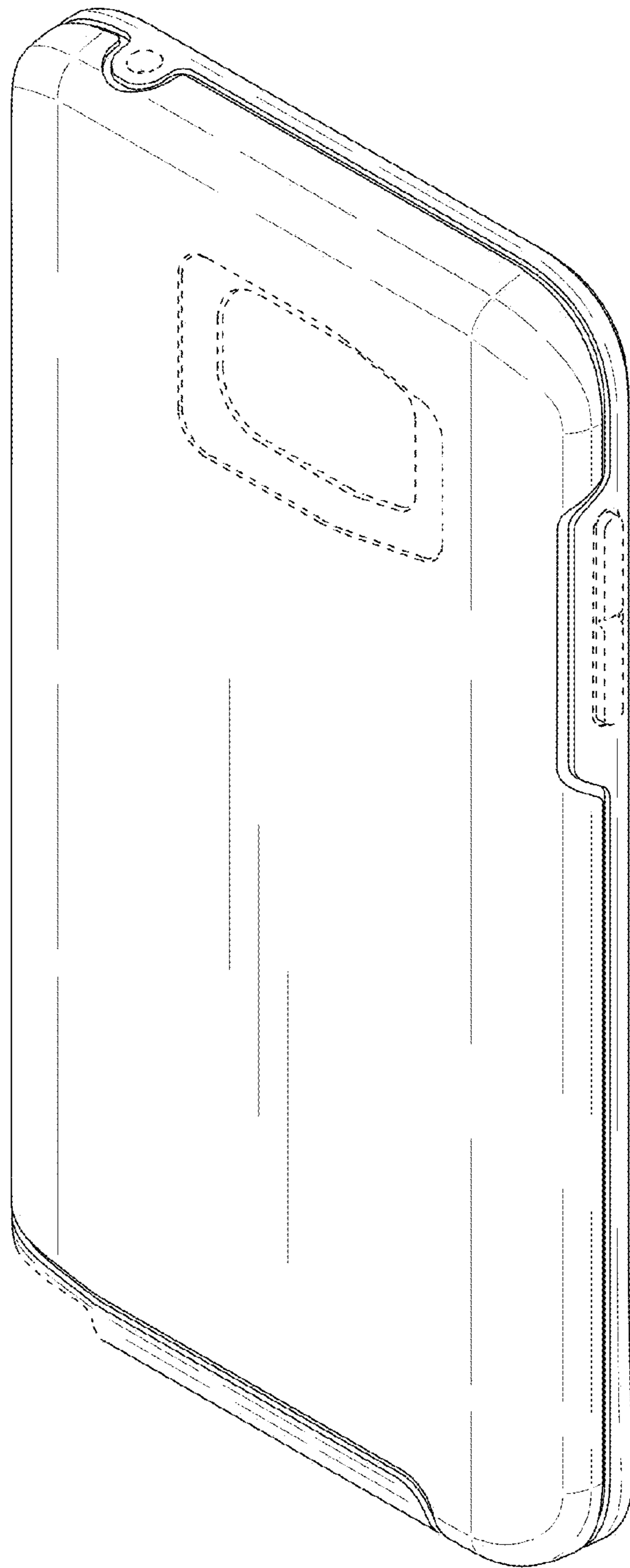


FIG. 2




FIG. 3

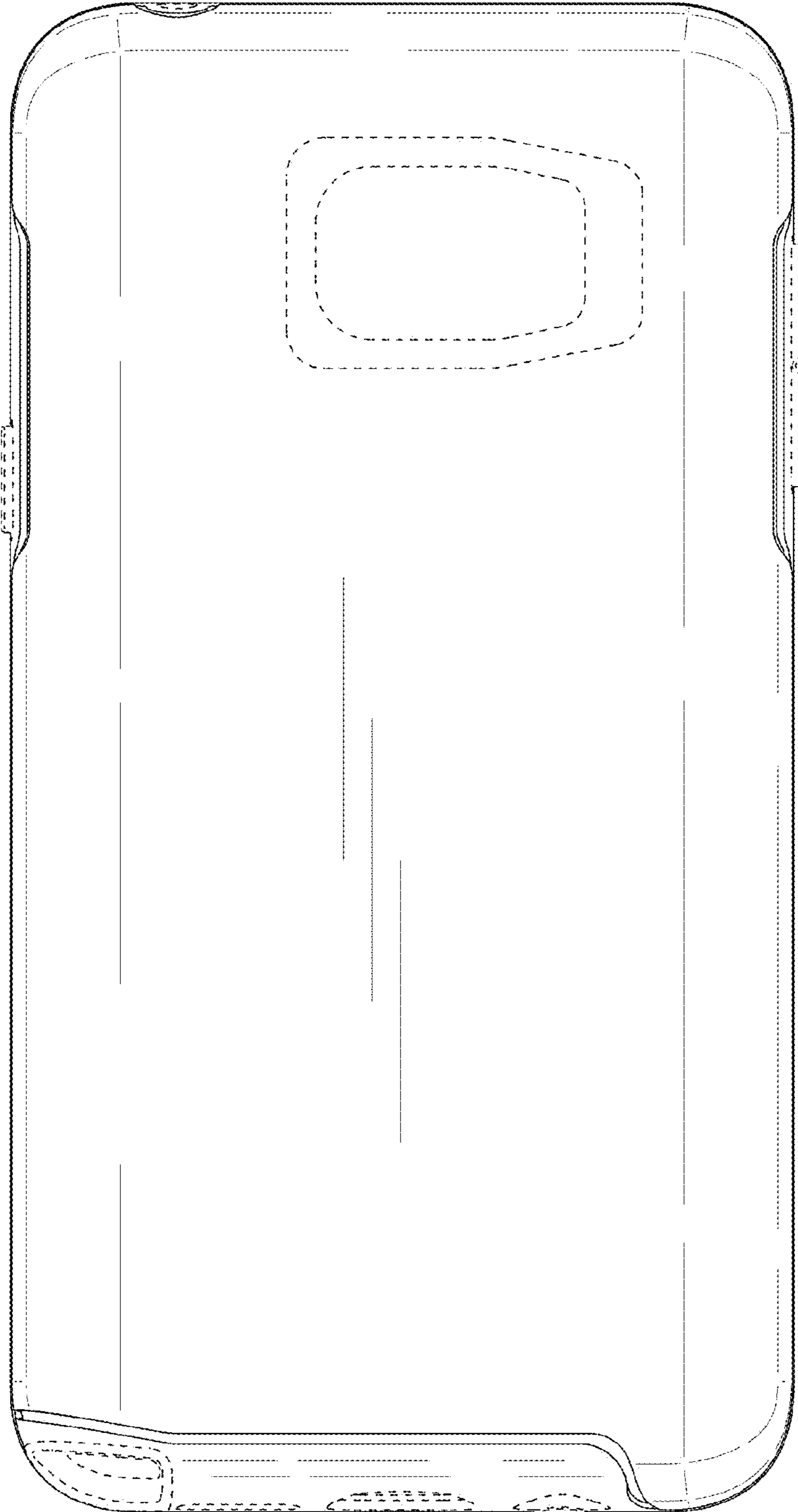


FIG. 4




FIG. 5

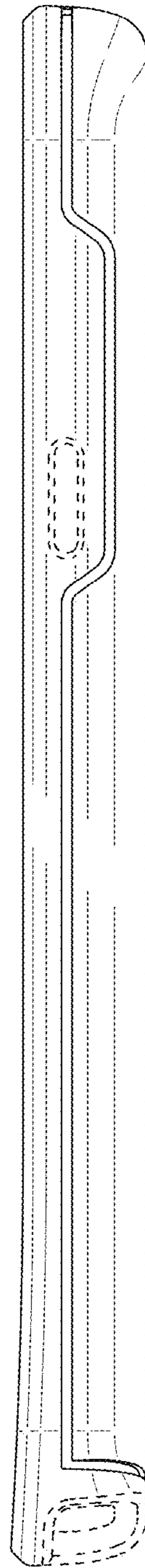


FIG. 6

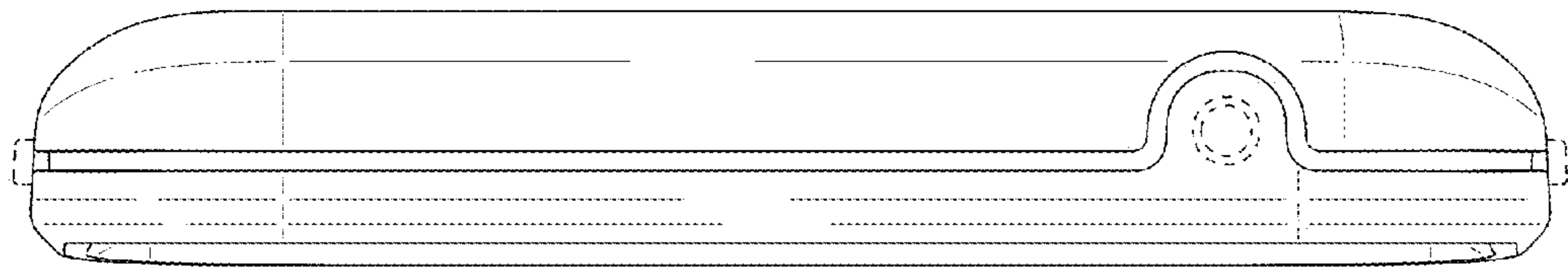


FIG. 7

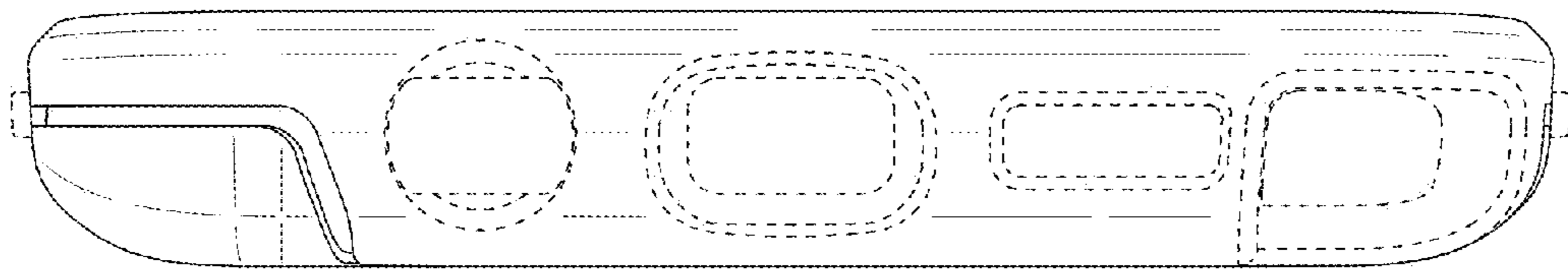


FIG. 8