



US00D765638S

(12) **United States Design Patent** (10) **Patent No.:** **US D765,638 S**
Gaylord et al. (45) **Date of Patent:** **** Sep. 6, 2016**

- (54) **SMARTPHONE CASE**
- (71) Applicant: **OTTER PRODUCTS, LLC**, Fort Collins, CO (US)
- (72) Inventors: **Aaron M. Gaylord**, Fort Collins, CO (US); **Ross V. Bulkley**, Loveland, CO (US)
- (73) Assignee: **OTTER PRODUCTS, LLC**, Fort Collins, CO (US)
- (**) Term: **15 Years**
- (21) Appl. No.: **29/530,552**
- (22) Filed: **Jun. 17, 2015**
- (51) **LOC (10) Cl.** **14-03**
- (52) **U.S. Cl.**
USPC **D14/250**
- (58) **Field of Classification Search**
USPC D14/238.1, 248, 250, 440, 203.3–203.7, D14/217, 240, 251–253, 447, 496; D3/201, D3/218, 247, 269, 273, 301, 303; D13/103, 107–108, 119
CPC A45C 1/06; A45C 11/00; A45C 13/02; A45C 2011/002; A45F 2005/026; A45F 2200/0525; A45F 2200/0516; H04B 1/3888; H04M 1/0283; H04M 1/0202
See application file for complete search history.

- (56) **References Cited**
- U.S. PATENT DOCUMENTS
- D539,259 S * 3/2007 Wang D14/138 AA
7,337,565 B2 * 3/2008 Tsutsumi G02F 1/134327
340/815.53
- D574,819 S 8/2008 Andre et al.
D575,056 S 8/2008 Tan
D597,089 S 7/2009 Khan et al.
D602,894 S * 10/2009 Lepoultier D14/138 AB
7,609,512 B2 10/2009 Richardson et al.

- D606,532 S 12/2009 Jong et al.
D618,230 S 6/2010 Brown et al.
D628,567 S * 12/2010 Du D14/248
D654,043 S * 2/2012 Pan D14/138 AA
8,186,514 B2 5/2012 Bowers
D667,783 S 9/2012 Zhang et al.
D668,245 S 10/2012 Bau
D671,745 S * 12/2012 Wyner D3/301
D671,932 S 12/2012 Azoulay
D673,159 S 12/2012 McCarthy et al.
D673,551 S 1/2013 Chang et al.
D674,792 S * 1/2013 Magness D14/250
D674,801 S 1/2013 Wharram
D681,020 S 4/2013 Magness et al.
D681,621 S 5/2013 Magness
D681,622 S 5/2013 Melanson et al.
D682,239 S * 5/2013 Yeh D14/138 G
8,443,971 B1 5/2013 Green et al.
D684,149 S 6/2013 Chang et al.
D684,358 S 6/2013 Pegg
D685,358 S 7/2013 Armstrong et al.
D685,785 S 7/2013 Seoc et al.
D686,607 S 7/2013 Hong

(Continued)

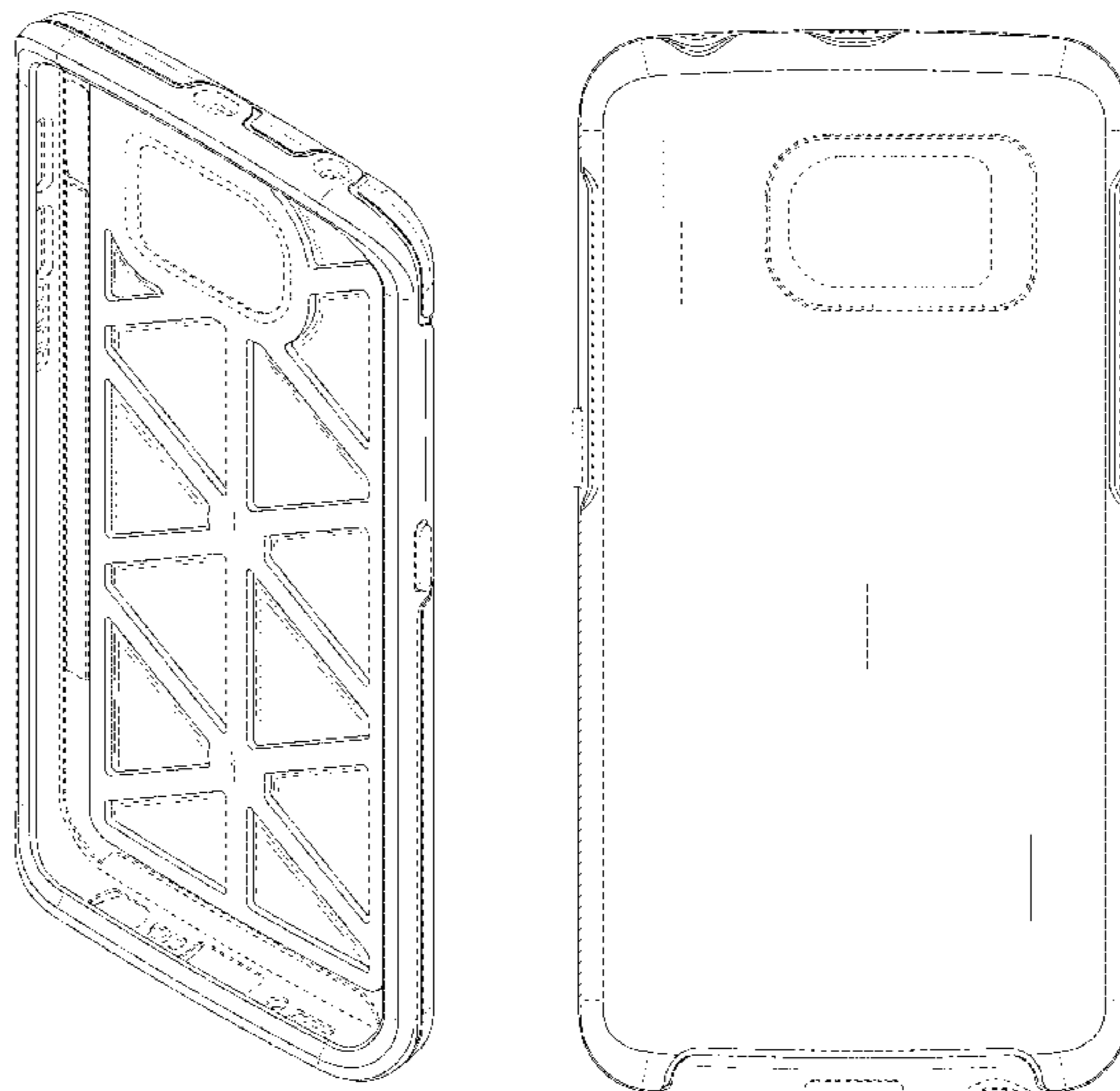
Primary Examiner — Carla Jobe Wright

(57) **CLAIM**
The ornamental design for a smartphone case, as shown and described.

DESCRIPTION

FIG. 1 is a front isometric view of a smartphone case showing our new design;
 FIG. 2 is a rear isometric view thereof;
 FIG. 3 is a front view thereof;
 FIG. 4 is a rear view thereof;
 FIG. 5 is a left view thereof;
 FIG. 6 is a right view thereof;
 FIG. 7 is a top view thereof; and,
 FIG. 8 is a bottom view thereof.
 The broken lines depict portions of the smartphone case that form no part of the claimed design.

1 Claim, 6 Drawing Sheets



(56)

References Cited

U.S. PATENT DOCUMENTS

D687,427 S *	8/2013	Peterson	D14/250	D737,522 S *	8/2015	Lavigne	D28/76
D697,060 S *	1/2014	Yang	D14/250	D741,845 S *	10/2015	Kim	D14/250
D703,654 S	4/2014	Melanson et al.			D742,868 S *	11/2015	Odhwani	D14/250
D703,656 S	4/2014	Witter et al.			D742,869 S *	11/2015	Odhwani	D14/250
D704,684 S *	5/2014	Yeh	D14/248	D747,303 S *	1/2016	Su	D14/250
D704,685 S *	5/2014	Yeh	D14/248	9,295,174 B2 *	3/2016	Witter	H05K 5/03
D706,256 S *	6/2014	Ward	D14/250	2012/0043235 A1	2/2012	Klement		
D709,058 S	7/2014	Hemesath et al.			2013/0098788 A1	4/2013	McCarville et al.		
D709,869 S	7/2014	Witter et al.			2013/0118934 A1 *	5/2013	Green	A45C 11/00 206/320
D710,346 S	8/2014	Smith et al.			2013/0257240 A1	10/2013	Hong		
D712,389 S *	9/2014	Namminga	D14/250	2014/0049142 A1	2/2014	Magness		
D716,280 S *	10/2014	Macrina	D14/250	2015/0195938 A1 *	7/2015	Witter	H05K 5/03 206/521
D716,284 S *	10/2014	Melanson	D14/250	2015/0270734 A1 *	9/2015	Davison	H02J 7/0054 320/103
D721,071 S	1/2015	Nelson et al.							

* cited by examiner




FIG. 1

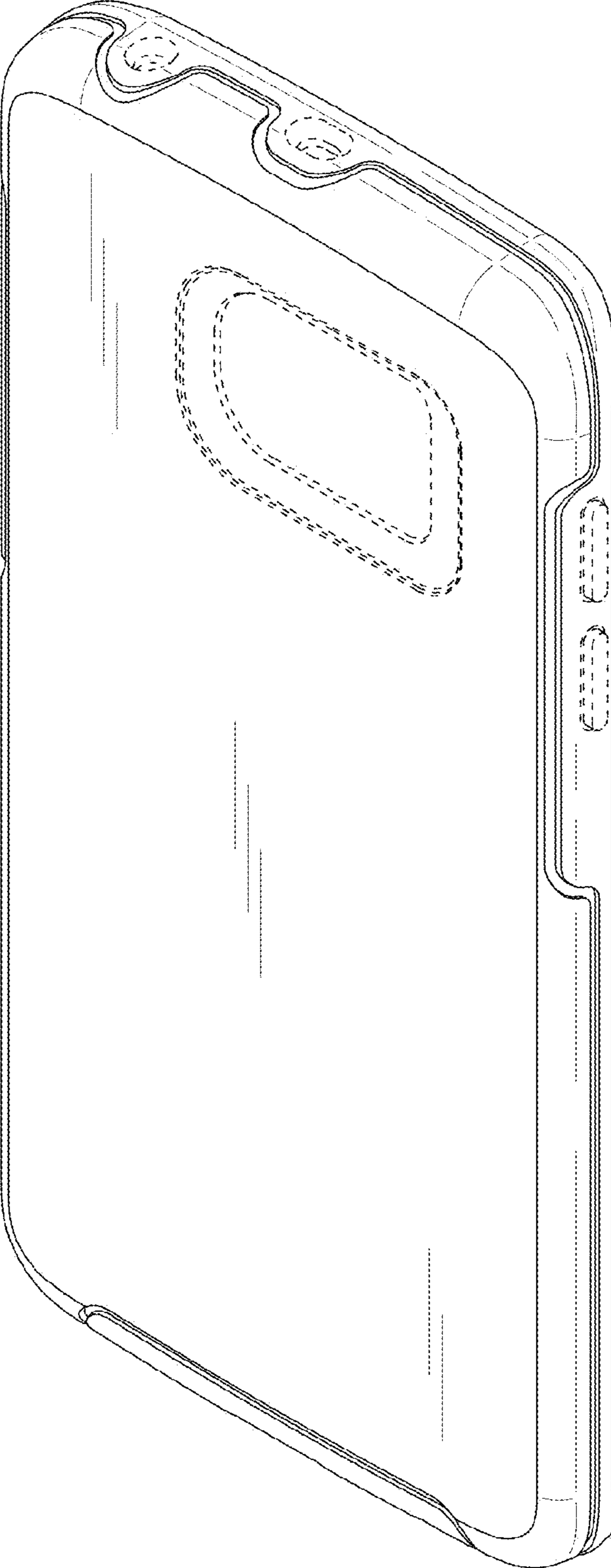


FIG. 2




FIG. 3

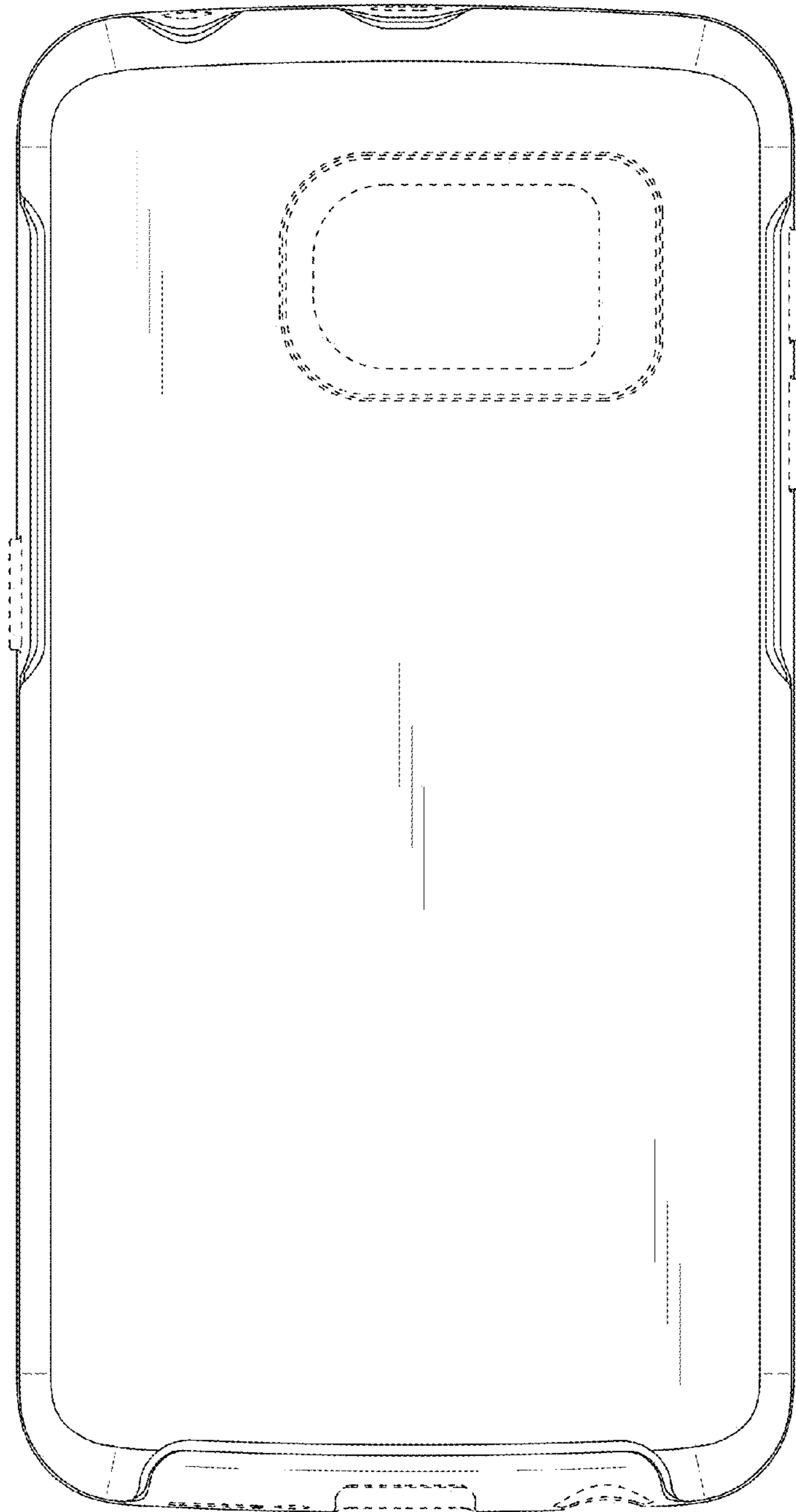


FIG. 4

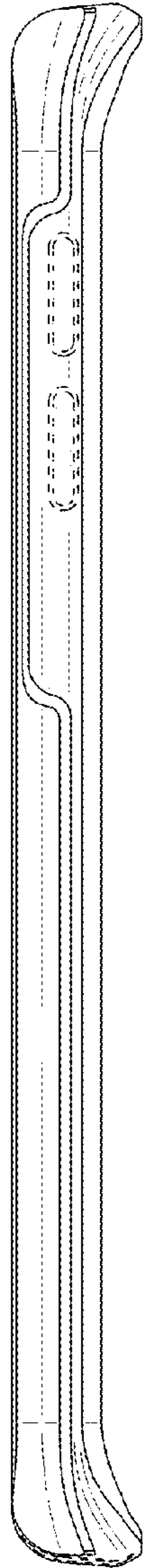


FIG. 5




FIG. 6

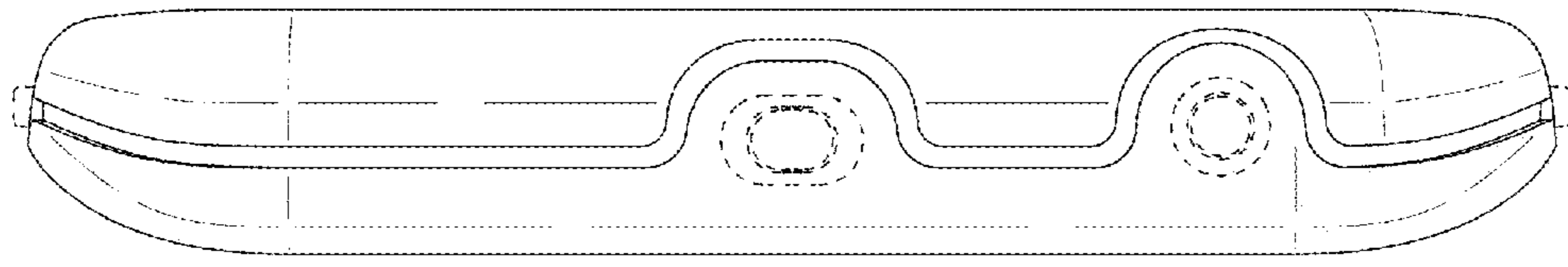


FIG. 7

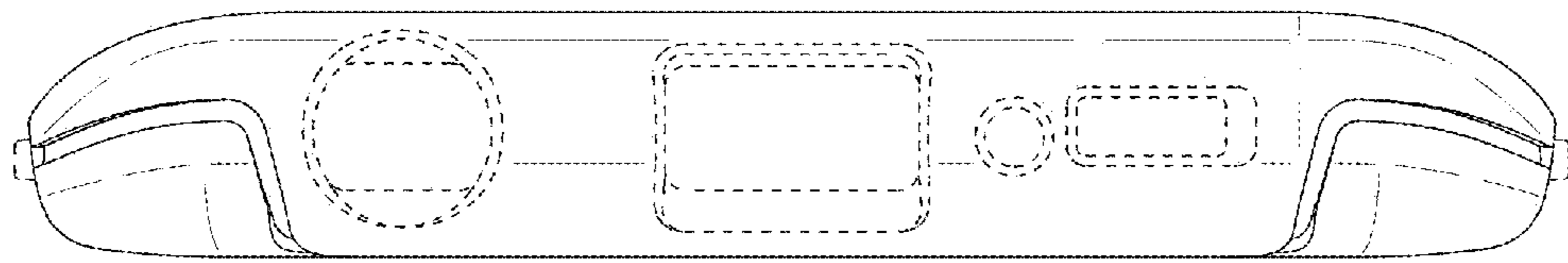


FIG. 8