



US00D765635S

(12) **United States Design Patent** (10) **Patent No.:** **US D765,635 S**
Chang et al. (45) **Date of Patent:** **** Sep. 6, 2016**

- (54) **CASE FOR ELECTRONIC DEVICE**
- (71) Applicant: **OTTER PRODUCTS, LLC**, Fort Collins, CO (US)
- (72) Inventors: **Tao-Wei Chang**, Arvada, CO (US); **Ross V. Bulkley**, Fort Collins, CO (US)
- (73) Assignee: **OTTER PRODUCTS, LLC**, Fort Collins, CO (US)
- (**) Term: **14 Years**
- (21) Appl. No.: **29/518,991**
- (22) Filed: **Mar. 1, 2015**
- (51) **LOC (10) Cl.** **14-03**
- (52) **U.S. Cl.**
USPC **D14/250**
- (58) **Field of Classification Search**
USPC D14/138 AA, 138 C, 138 G, 138 R, 143, D14/189, 203.2-203.7, 217, 238.1, 240, D14/248, 250-253, 341, 345, 347, 440, 447, D14/496, 507; D13/103, 108; D3/201, 218, D3/247, 269, 273, 303
CPC .. A45C 1/06; A45C 11/00; A45C 2011/002; A14C 13/02; A14C 13/002; A45F 2005/026; A45F 2200/0525; A45F 2200/516; H04B 1/3888; H04M 1/0283; H04M 1/0202
See application file for complete search history.

- (56) **References Cited**
U.S. PATENT DOCUMENTS
7,609,512 B2 10/2009 Richardson et al.
D621,821 S * 8/2010 Richardson D14/250
D623,639 S 9/2010 Richardson et al.
D632,686 S 2/2011 Magness et al.
D634,741 S 3/2011 Richardson et al.
D637,589 S 5/2011 Willes et al.
D638,411 S 5/2011 Willes et al.
D638,413 S 5/2011 Magness et al.

- D638,828 S 5/2011 Melanson et al.
- D641,013 S 7/2011 Richardson et al.
- D642,171 S 7/2011 Melanson et al.
- D643,422 S 8/2011 Smith et al.
- D643,837 S 8/2011 Smith et al.
- D644,637 S 9/2011 Smith et al.
- D644,639 S 9/2011 Weller et al.
- D651,203 S 12/2011 Michie et al.
- D651,594 S 1/2012 Melanson et al.
- D654,485 S 2/2012 Chang et al.
- D654,487 S 2/2012 Weller et al.
- D654,492 S 2/2012 Melanson et al.
- D673,542 S 1/2013 Melanson et al.
- D673,543 S 1/2013 Melanson et al.
- D673,545 S 1/2013 Magness et al.
- D673,569 S 1/2013 Smith et al.
- D673,940 S 1/2013 Chang et al.
- D673,941 S 1/2013 Melanson et al.
- D674,791 S 1/2013 Melanson et al.

(Continued)

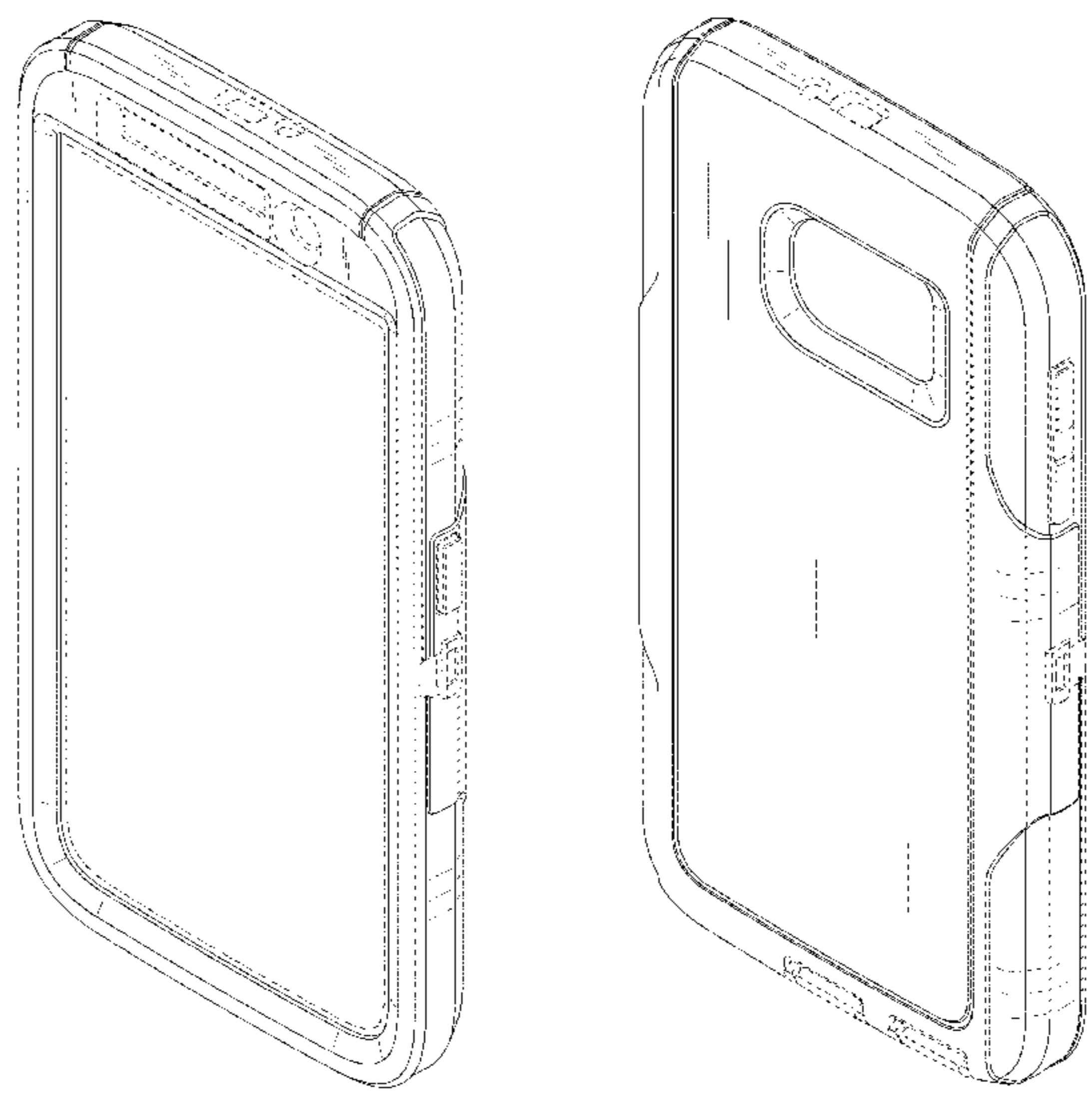
Primary Examiner — Eric Goodman
Assistant Examiner — Amy Wierenga

(57) **CLAIM**
The ornamental design for a case for electronic device, as shown and described.

DESCRIPTION

FIG. 1 is a front isometric view of a case for electronic device showing our new design; FIG. 2 is a rear isometric view thereof; FIG. 3 is a front view thereof; FIG. 4 is a rear view thereof; FIG. 5 is a left view thereof; FIG. 6 is a right view thereof; FIG. 7 is a top view thereof; and, FIG. 8 is a bottom view thereof. The dot-dash-dot broken lines represent a boundary of the claimed design. The dash-dash-dash broken lines depict unclaimed environment. The broken lines form no part of the claimed design.

1 Claim, 6 Drawing Sheets



(56)

References Cited

U.S. PATENT DOCUMENTS

D675,603 S	2/2013	Melanson et al.	D703,199 S	4/2014	Smith
D676,435 S	2/2013	Chang et al.	D703,211 S	4/2014	Weller et al.
D676,838 S	2/2013	Magness et al.	D703,652 S	4/2014	Melanson et al.
D676,845 S *	2/2013	Melanson D14/250	D703,653 S *	4/2014	Brubaker D14/250
D677,251 S	3/2013	Melanson et al.	D703,654 S	4/2014	Melanson et al.
D680,522 S	4/2013	Melanson	D704,687 S	5/2014	Northrup et al.
D681,023 S	4/2013	Weller et al.	D709,063 S *	7/2014	Chang D14/250
D681,613 S	5/2013	Magness et al.	D709,488 S *	7/2014	Bulkley D14/250
D681,623 S *	5/2013	Chang D14/250	D709,868 S *	7/2014	Witter D14/250
D683,341 S	5/2013	Melanson et al.	D716,281 S	10/2014	Melanson et al.
D684,568 S	6/2013	Fitzgerald et al.	D721,069 S	1/2015	Havens et al.
D694,244 S	11/2013	Magness et al.	D721,070 S *	1/2015	Pickett D14/250
D695,297 S	12/2013	Sun et al.	D721,358 S *	1/2015	Pickett D14/250
D695,744 S	12/2013	Weller et al.	2014/0049142 A1	2/2014	Magness
D697,903 S	1/2014	Witter et al.	2014/0247235 A1 *	9/2014	Lee A45C 11/00 345/173
D697,905 S	1/2014	Chang et al.	2014/0360892 A1 *	12/2014	Lin A45C 11/00 206/37
D698,344 S	1/2014	Weller et al.	2015/0244407 A1 *	8/2015	Peral H04B 1/3888 455/575.8
D698,345 S	1/2014	Chang et al.			

* cited by examiner




FIG. 1

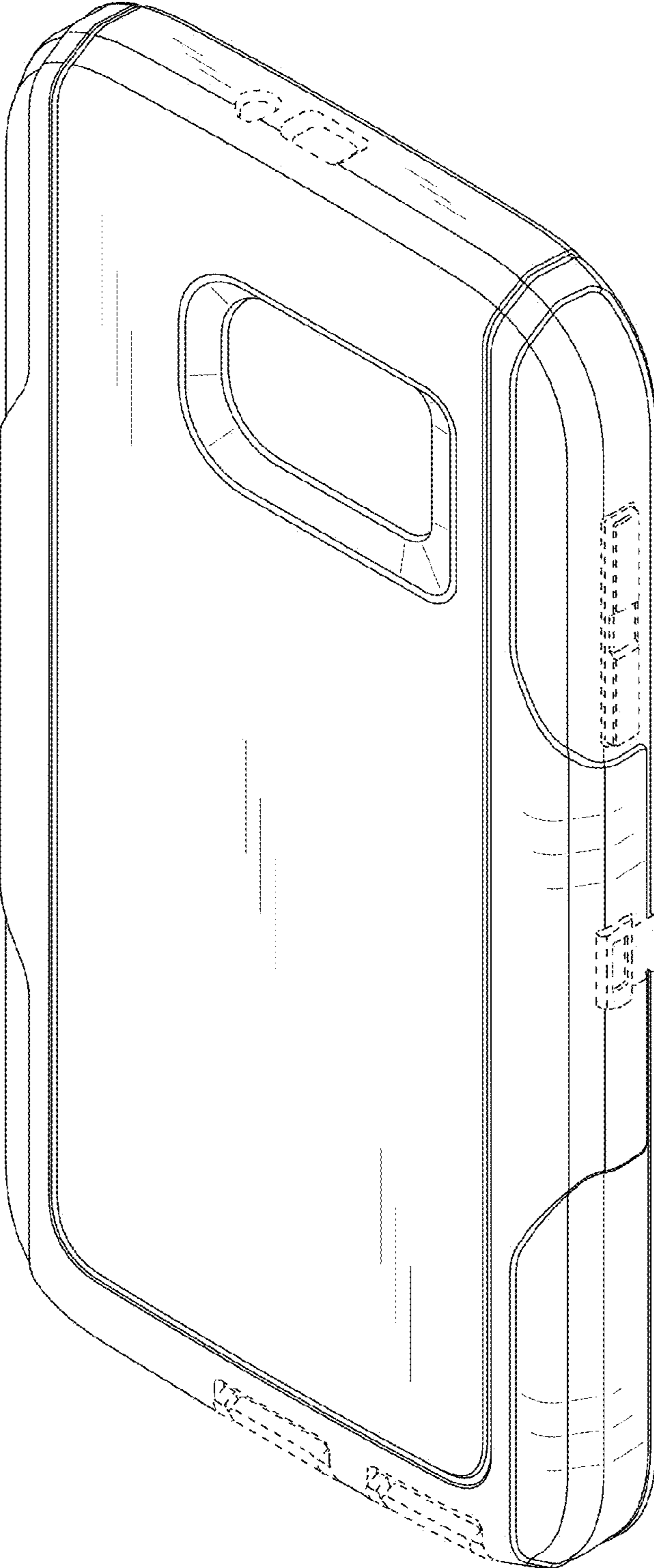


FIG. 2




FIG. 3

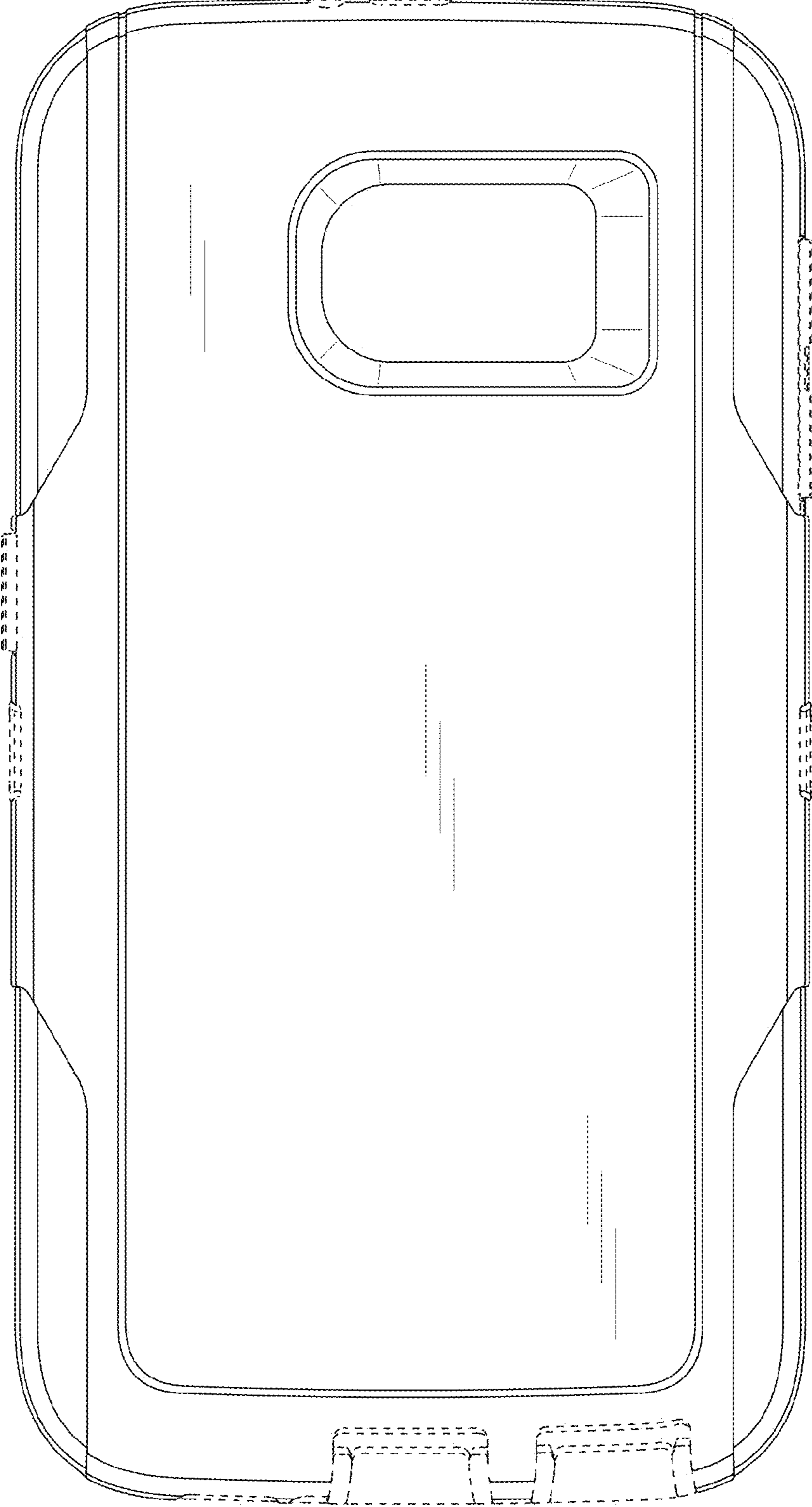


FIG. 4

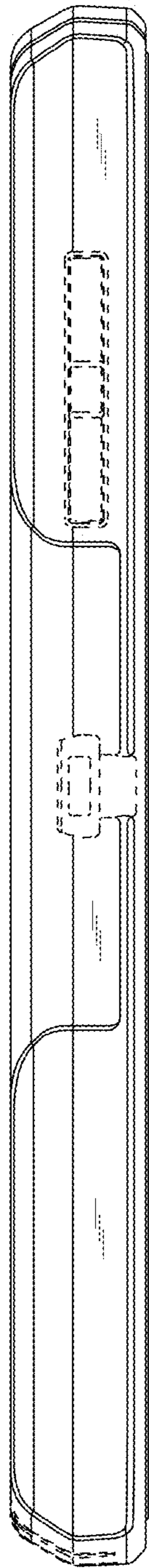


FIG. 5

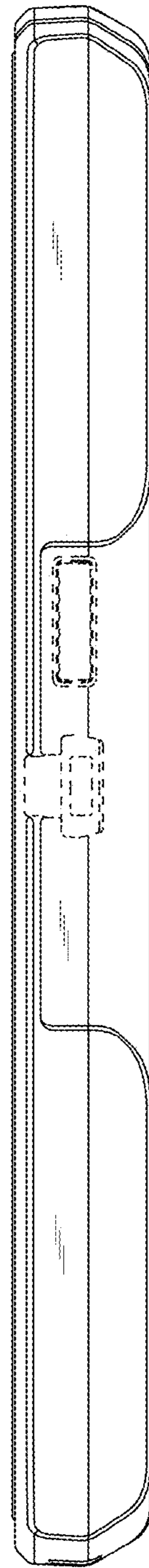


FIG. 6

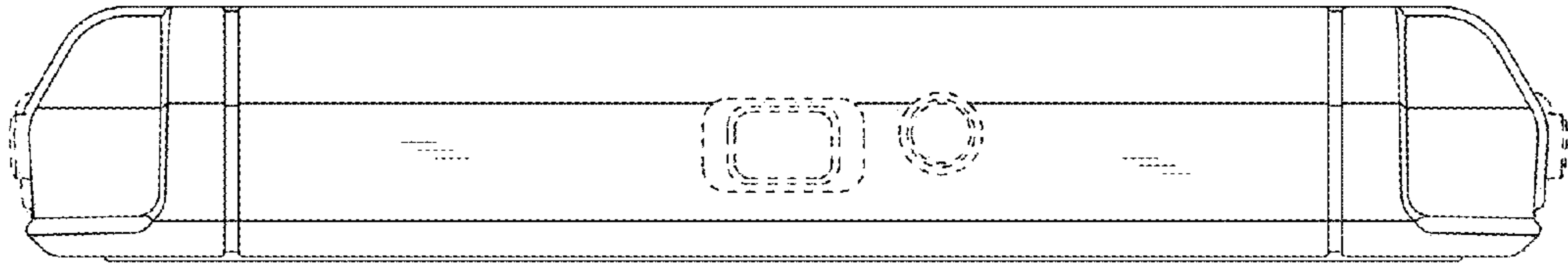


FIG. 7

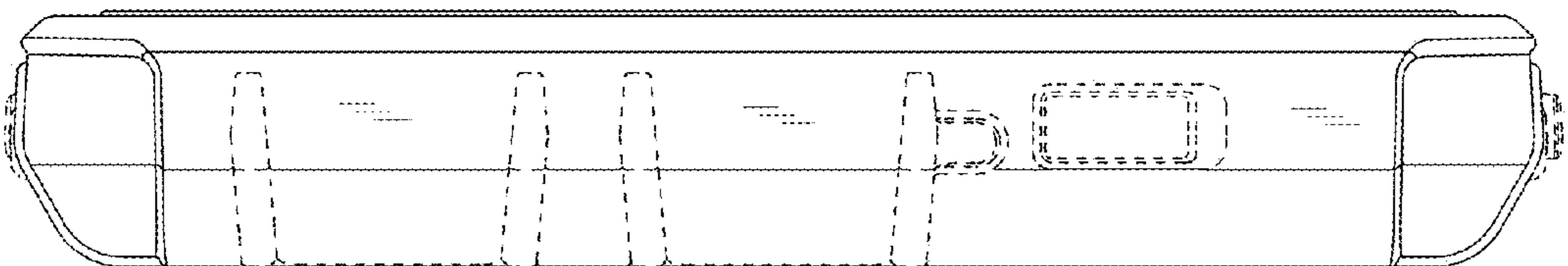


FIG. 8