



US00D765632S

(12) **United States Design Patent** (10) **Patent No.:** **US D765,632 S**
Northrup et al. (45) **Date of Patent:** **** Sep. 6, 2016**

- (54) **SMARTPHONE CASE**
- (71) Applicant: **OTTER PRODUCTS, LLC**, Fort Collins, CO (US)
- (72) Inventors: **Nathan Northrup**, Fort Collins, CO (US); **Kevin W. Witter**, Fort Collins, CO (US); **James M. Prestien**, Loveland, CO (US); **David C. Russell**, Fort Collins, CO (US); **Erika E. Johnson**, Fort Collins, CO (US)
- (73) Assignee: **OTTER PRODUCTS, LLC**, Fort Collins, CO (US)
- (**) Term: **14 Years**
- (21) Appl. No.: **29/517,733**
- (22) Filed: **Feb. 16, 2015**
- (51) **LOC (10) Cl.** **14-03**
- (52) **U.S. Cl.**
USPC **D14/250**
- (58) **Field of Classification Search**
USPC D14/143, 189, 203.2–203.7, 217, 238.1, D14/240, 248, 250, 251–253, 440, 447, D14/496; D13/103, 107–108, 119; D3/201, D3/218, 247, 269, 273, 301, 303
CPC A45C 1/06; A45C 11/00; A45C 13/02; A45C 2011/002; A45F 2005/026; A45F 2200/0525; A45F 2200/0516; H04B 1/3888; H04M 1/0283; H04M 1/0202
See application file for complete search history.

(56) **References Cited**

U.S. PATENT DOCUMENTS

- D574,819 S 8/2008 Andre et al.
- D575,056 S 8/2008 Tan
- D597,089 S 7/2009 Khan et al.
- 7,609,512 B2 10/2009 Richardson et al.
- D606,532 S 12/2009 Jong et al.

- D618,230 S 6/2010 Brown et al.
- 8,186,514 B2 5/2012 Bowers
- D667,783 S 9/2012 Zhang et al.
- D668,245 S 10/2012 Bau
- D671,493 S * 11/2012 Hasbrook D13/108
- D671,932 S 12/2012 Azoulay
- D673,159 S 12/2012 McCarthy et al.
- D673,551 S 1/2013 Chang et al.
- D674,801 S 1/2013 Wharram
- D680,522 S * 4/2013 Melanson D14/250
- D681,020 S 4/2013 Magness et al.

(Continued)

OTHER PUBLICATIONS

http://www.otterbox.com/en-us/iphone-6-6s/mysymmetry-series-clear-case/apI41-amp600.html?dwvar_apI41-amp600_color=CW—Earliest review date of Jan. 21, 2016.*

(Continued)

Primary Examiner — Manpreet Matharu
Assistant Examiner — Mojtaba Tehrani

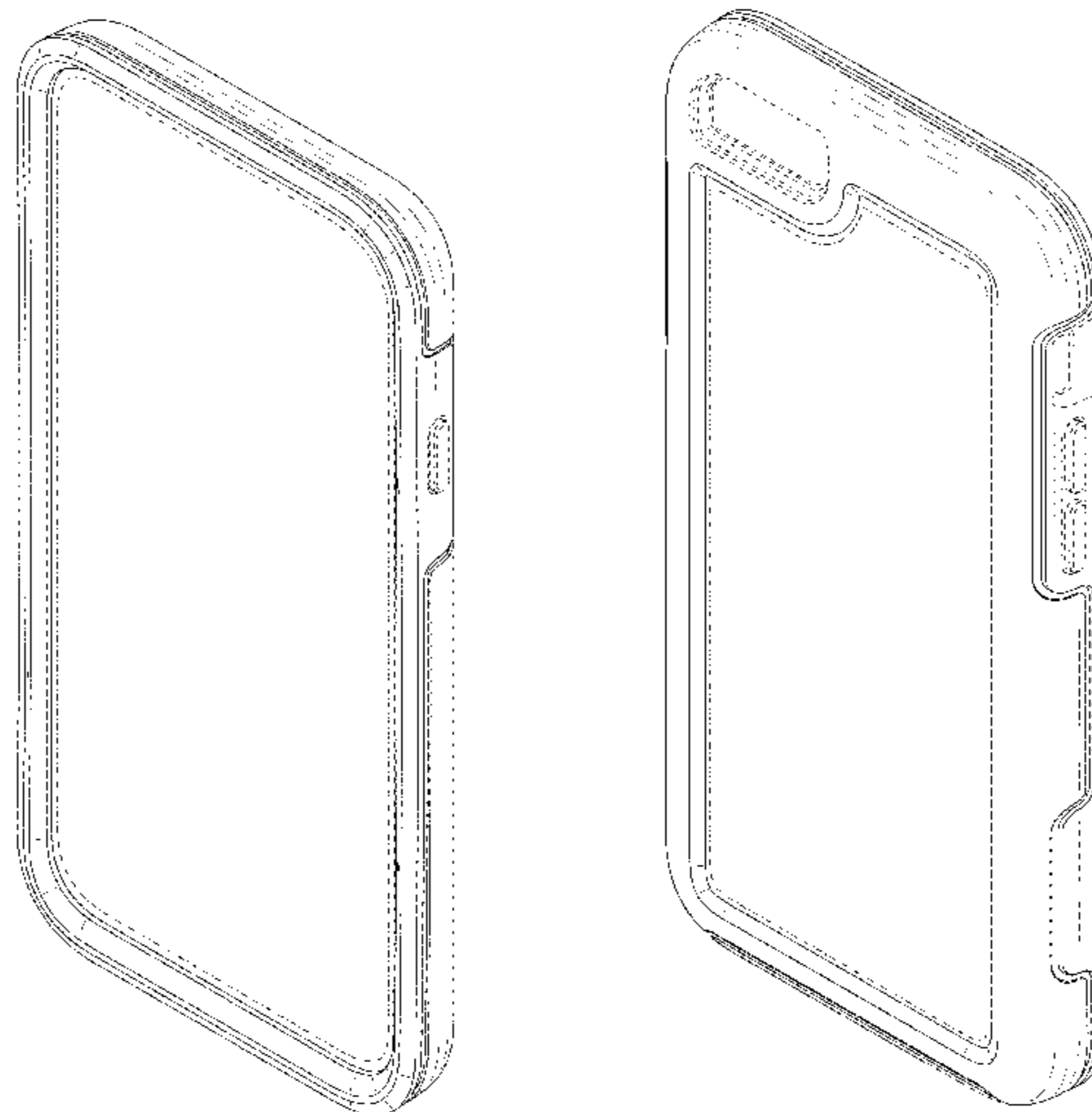
(57) **CLAIM**

The ornamental design for a smartphone case, as shown and described.

DESCRIPTION

FIG. 1 is a front isometric view of a smartphone case showing our new design;
FIG. 2 is a rear isometric view thereof;
FIG. 3 is a front view thereof;
FIG. 4 is a rear view thereof;
FIG. 5 is a left view thereof;
FIG. 6 is a right view thereof;
FIG. 7 is a top view thereof; and,
FIG. 8 is a bottom view thereof.
The dot-dash-dot broken lines represent a boundary of the claimed design. The dash-dash-dash broken lines depict unclaimed environment. The broken lines form no part of the claimed design.

1 Claim, 6 Drawing Sheets



(56)

References Cited

U.S. PATENT DOCUMENTS

D681,621 S 5/2013 Magness
 D681,622 S 5/2013 Melanson et al.
 8,443,971 B1 5/2013 Green et al.
 D684,149 S 6/2013 Chang et al.
 D684,358 S 6/2013 Pegg
 D685,358 S 7/2013 Armstrong et al.
 D685,785 S 7/2013 Seoc et al.
 D686,607 S 7/2013 Hong
 D687,027 S * 7/2013 Melanson D14/250
 D697,903 S * 1/2014 Witter D14/250
 D703,653 S * 4/2014 Brubaker D14/250
 D703,654 S 4/2014 Melanson et al.
 D703,656 S 4/2014 Witter et al.
 D709,058 S 7/2014 Hemesath et al.
 D709,869 S 7/2014 Witter et al.
 D710,346 S 8/2014 Smith et al.
 D711,312 S * 8/2014 Tien D13/103
 D720,342 S * 12/2014 Starrett D14/252
 D720,740 S * 1/2015 Wicks D14/250
 D722,952 S * 2/2015 Hu D13/103
 D740,798 S * 10/2015 Poon D14/250

D744,472 S * 12/2015 Lerenthal D14/250
 D744,995 S * 12/2015 Lerenthal D14/250
 D746,273 S * 12/2015 Herbst D14/250
 D746,805 S * 1/2016 Kim D14/250
 D747,708 S * 1/2016 Roberts D14/250
 D749,557 S * 2/2016 Feng D14/250
 D750,056 S * 2/2016 Lee D14/250
 2012/0043235 A1 2/2012 Klement
 2013/0098788 A1 4/2013 McCarville et al.
 2013/0257240 A1 10/2013 Hong
 2014/0049142 A1 2/2014 Magness
 2015/0189963 A1 * 7/2015 Lai A45C 13/008
 224/191

OTHER PUBLICATIONS

http://www.amazon.com/OtterBox-MYSYMMETRY-Series-iPhone-Case/dp/B00X53TD5W/ref=cm_cr_arp_d_product_top?ie=UTF8—Earliest review date of Jul. 8, 2015.*
http://www.amazon.com/OtterBox-SYMMETRY-Series-iPhone-Case/dp/B00N1UH112/ref=cm_cr_arp_d_product_top?ie=UTF8—Earliest review date of Sep. 21, 2014.*

* cited by examiner




FIG. 1

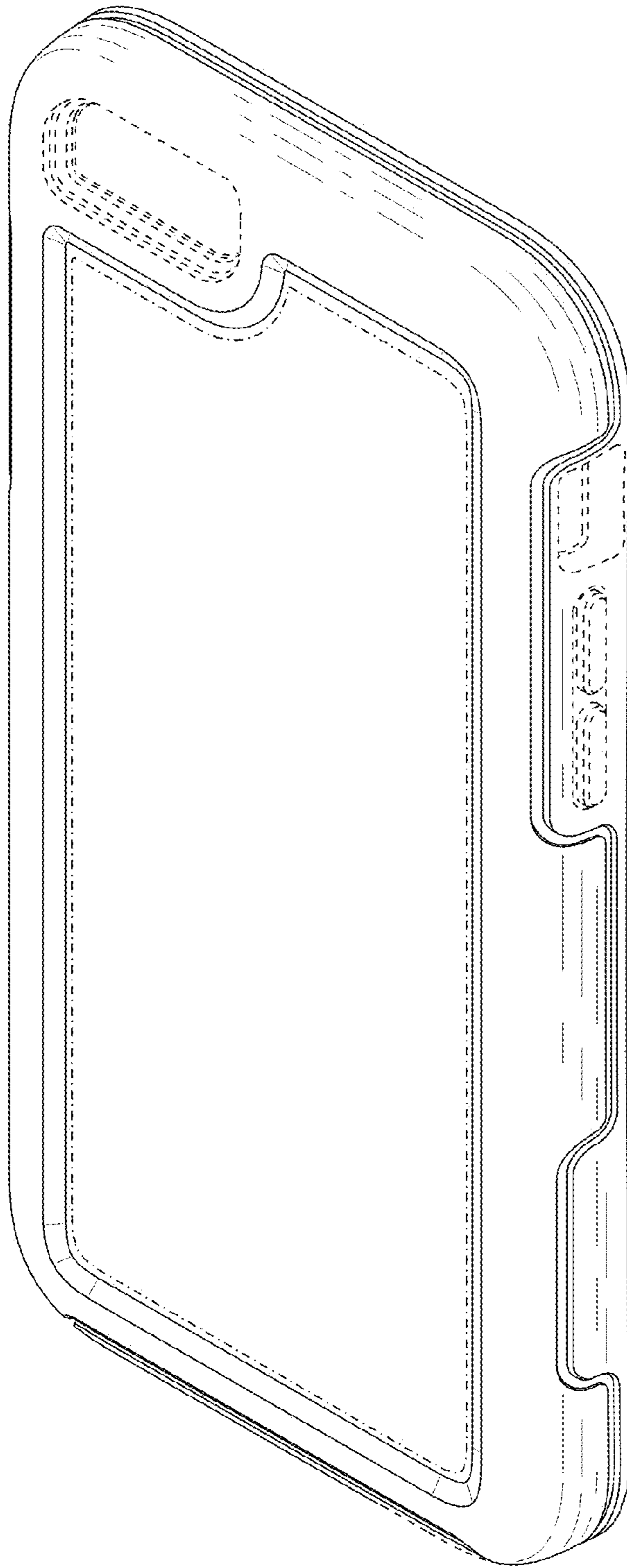


FIG. 2




FIG. 3




FIG. 4




FIG. 5




FIG. 6

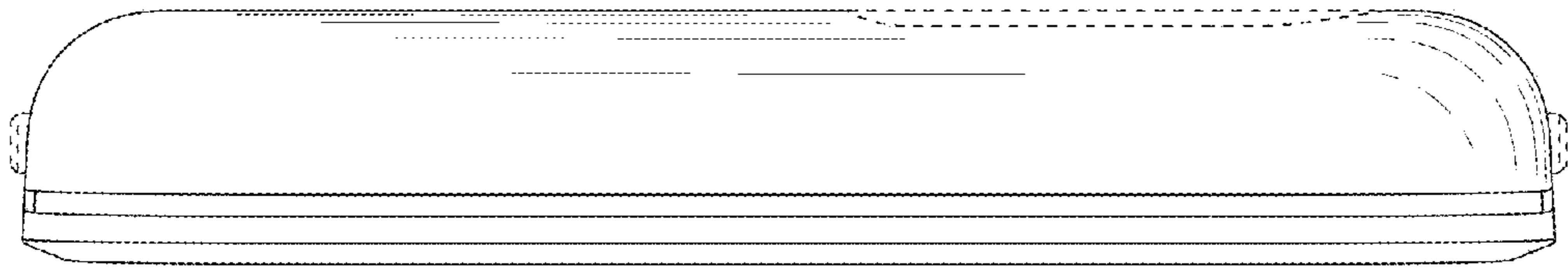


FIG. 7

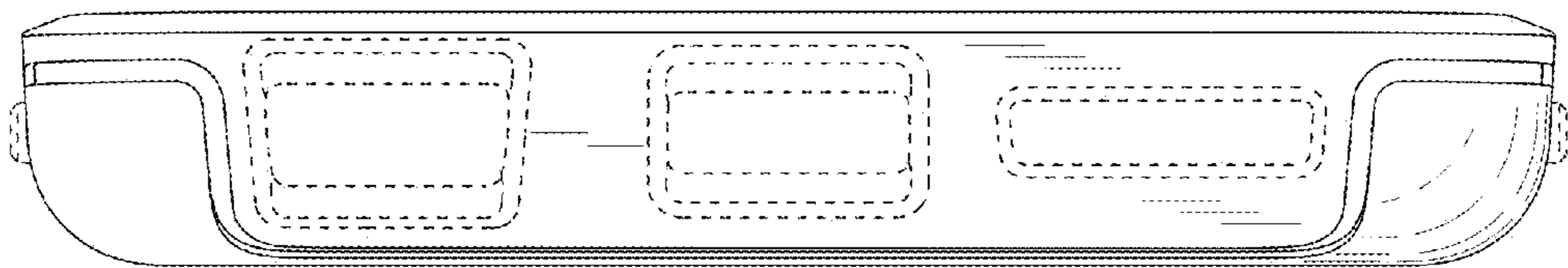


FIG. 8