



US00D765631S

(12) **United States Design Patent** (10) **Patent No.:** **US D765,631 S**
Harata et al. (45) **Date of Patent:** **** Sep. 6, 2016**

(54) **COVER FOR PORTABLE ELECTRONIC DEVICE**

(71) Applicant: **Samsung Electronics Co., Ltd.**, Suwon-si (KR)

(72) Inventors: **Tomohiro Harata**, Seoul (KR); **Iksang Kim**, Seoul (KR); **Jiwoong Hwang**, Seoul (KR)

(73) Assignee: **SAMSUNG ELECTRONICS CO., LTD.**, Suwon-Si (KR)

(**) Term: **14 Years**

(21) Appl. No.: **29/517,124**

(22) Filed: **Feb. 10, 2015**

(30) **Foreign Application Priority Data**

Sep. 5, 2014 (KR) 30-2014-0043776

(51) **LOC (10) Cl.** **14-03**

(52) **U.S. Cl.**
USPC **D14/250**

(58) **Field of Classification Search**
USPC D14/143, 189, 203.2-203.8, 217, 240, D14/248, 250-253, 440, 447, 496; D13/103, 107, 108, 119; D3/201, 218, D3/247, 269, 271.5, 273, 302, 303
CPC A45C 1/06; A45C 11/00; A45C 13/02; A45C 2011/002; A45F 2005/026; A45F 2200/0516; H04B 1/3888; H04M 1/0283; H04M 1/0202

See application file for complete search history.

(56) **References Cited**

U.S. PATENT DOCUMENTS

D582,405 S * 12/2008 Andre D3/299
D624,304 S * 9/2010 Danze D3/201

D657,354 S * 4/2012 Kim D14/250
8,490,783 B1 * 7/2013 Fan H04M 1/185
206/45.23
D713,834 S * 9/2014 Almstrom D14/250
D723,038 S * 2/2015 Kim D14/440
D727,331 S * 4/2015 Curran-Blaney D14/440
D750,608 S * 3/2016 Kim D14/250
D752,569 S * 3/2016 Lee D14/250
2015/0015443 A1 * 1/2015 Lee H01Q 1/243
343/702
2015/0229754 A1 * 8/2015 Won H04M 1/72563
455/575.8

* cited by examiner

Primary Examiner — Eric Goodman

Assistant Examiner — Amy Wierenga

(74) *Attorney, Agent, or Firm* — McAndrews Held & Malloy, Ltd.

(57) **CLAIM**

The ornamental design for a cover for portable electronic device, as shown and described.

DESCRIPTION

FIG. 1 is a bottom right front perspective view of a cover for portable electronic device showing our new design; FIG. 2 is a front elevation view thereof; FIG. 3 is a rear elevation view thereof; FIG. 4 is a left side elevation view thereof; FIG. 5 is a right side elevation view thereof; FIG. 6 is a top plan view thereof; FIG. 7 is a bottom plan view thereof; and, FIG. 8 is a bottom left rear perspective view thereof. The broken lines in the figures represent unclaimed portions of the cover for portable electronic device and form no part of the claimed design.

1 Claim, 8 Drawing Sheets

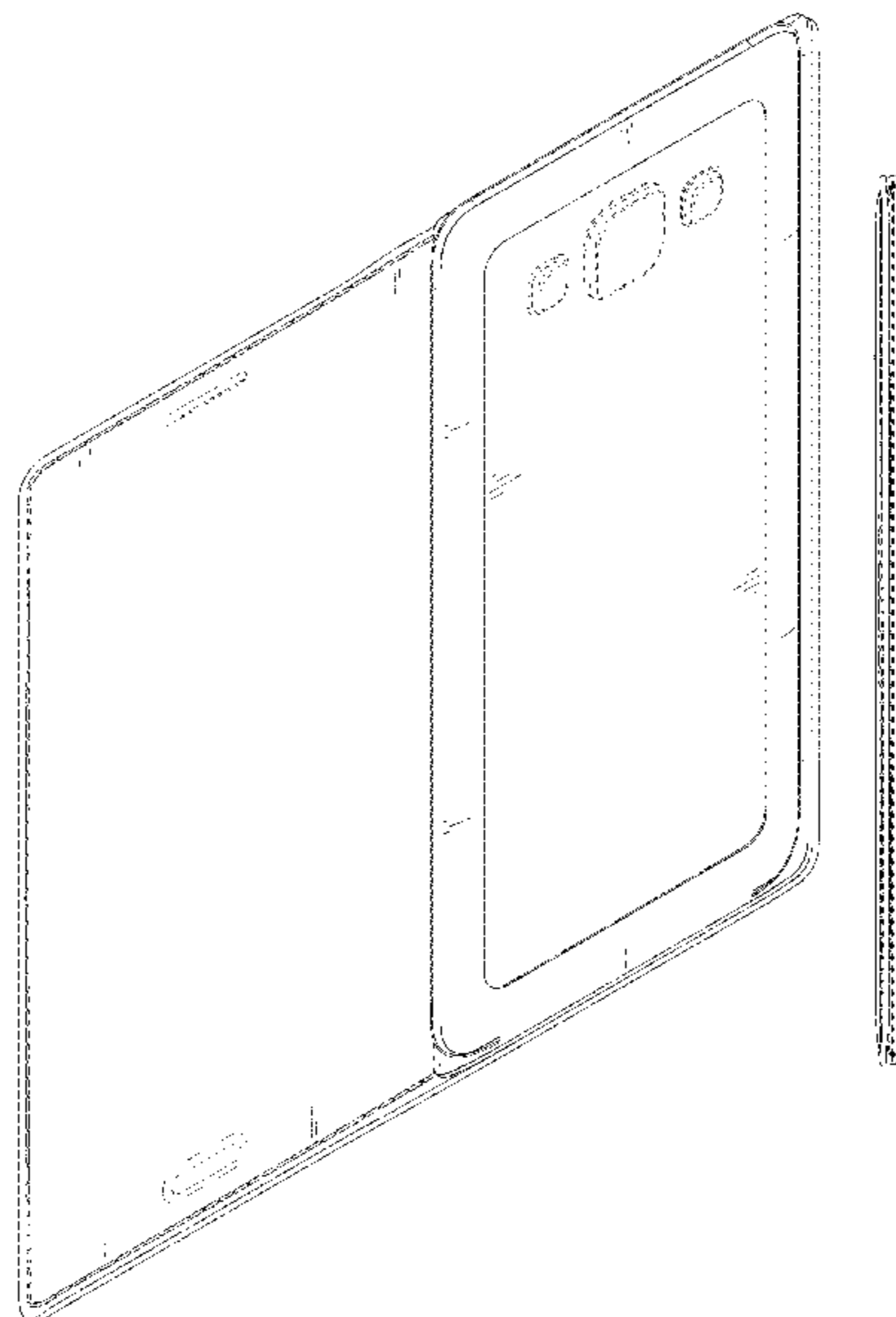


FIG. 1

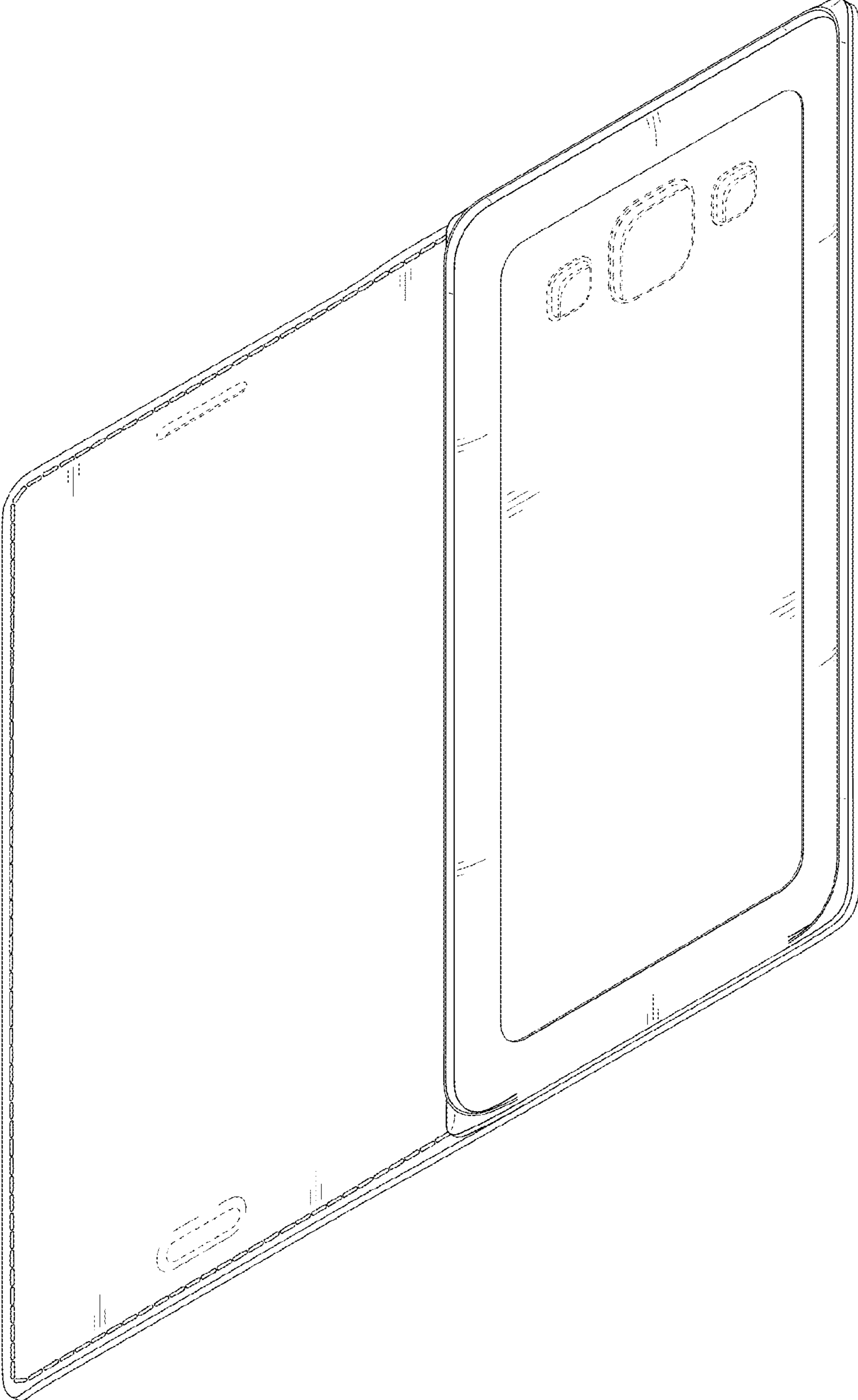


FIG. 2

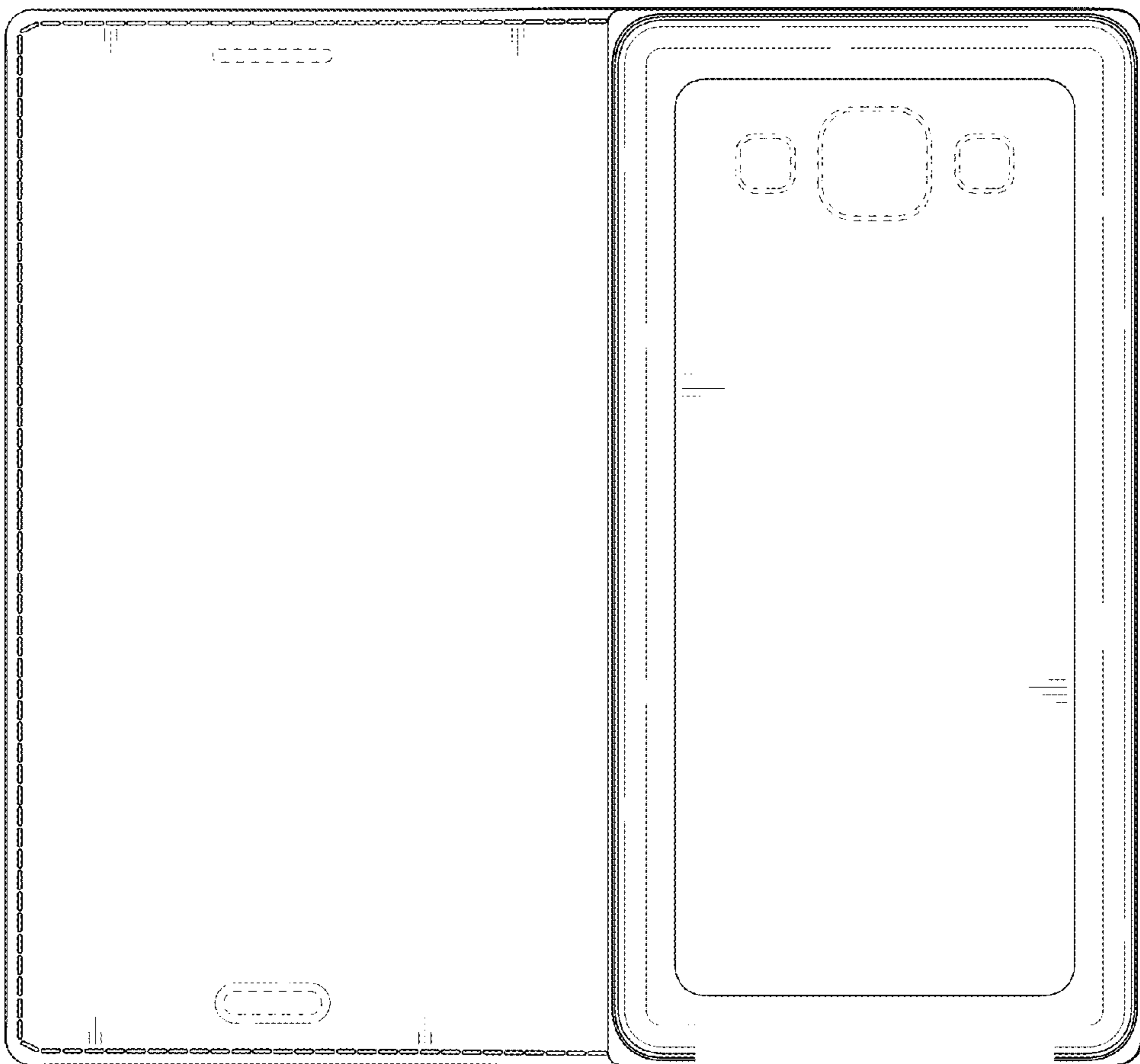


FIG. 3




FIG. 4

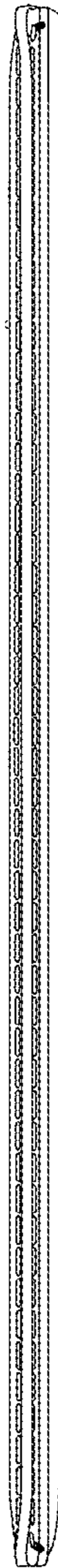


FIG. 5

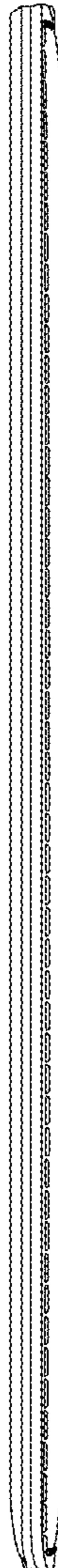


FIG. 6




FIG. 7




FIG. 8

