



US00D765627S

(12) **United States Design Patent** (10) **Patent No.:** **US D765,627 S**  
**Watt** (45) **Date of Patent:** **\*\* Sep. 6, 2016**

(54) **SMARTPHONE CASE**  
(71) Applicant: **OTTER PRODUCTS, LLC**, Fort Collins, CO (US)  
(72) Inventor: **Gareth F. Watt**, San Diego, CA (US)  
(73) Assignee: **OTTER PRODUCTS, LLC**, Fort Collins, CO (US)  
(\*\*) Term: **14 Years**  
(21) Appl. No.: **29/510,863**  
(22) Filed: **Dec. 3, 2014**  
(51) **LOC (10) Cl.** ..... **14-03**  
(52) **U.S. Cl.**  
USPC ..... **D14/250**  
(58) **Field of Classification Search**  
USPC ..... D14/238.1, 250, 440, 203.3–203.7, 217, D14/240, 248, 251–253, 447, 496; D3/201, D3/218, 247, 269, 273, 301, 303; D13/103, 107–108, 119  
CPC ..... A45C 1/06; A45C 11/00; A45C 13/02; A45C 2011/002; A45F 2005/026; A45F 2200/0525; A45F 2200/0516; H04B 1/3888; H04M 1/0283; H04M 1/0202  
See application file for complete search history.

D710,839 S \* 8/2014 Chang ..... D14/250  
D714,769 S 10/2014 Rayner  
D714,770 S 10/2014 Nolan et al.  
D714,771 S 10/2014 Rayner  
D722,312 S \* 2/2015 Tages ..... D14/250  
D739,394 S \* 9/2015 Rayner ..... D14/250  
D741,844 S \* 10/2015 Rayner ..... D14/250  
D748,612 S \* 2/2016 Chan ..... D14/250  
2012/0018323 A1\* 1/2012 Johnson ..... H04B 1/3888  
206/320  
2012/0103844 A1\* 5/2012 Piedra ..... A45F 5/021  
206/320  
2012/0118773 A1\* 5/2012 Rayner ..... G06F 1/1626  
206/320  
2012/0211382 A1\* 8/2012 Rayner ..... G06F 1/1626  
206/320  
2014/0332417 A1\* 11/2014 Wicks ..... H04B 1/3888  
206/37  
2015/0173229 A1\* 6/2015 Chao ..... B65D 81/02  
206/524.2  
2016/0015138 A1\* 1/2016 Poon ..... A45C 11/00  
224/191

\* cited by examiner

*Primary Examiner* — Carla Jobe Wright

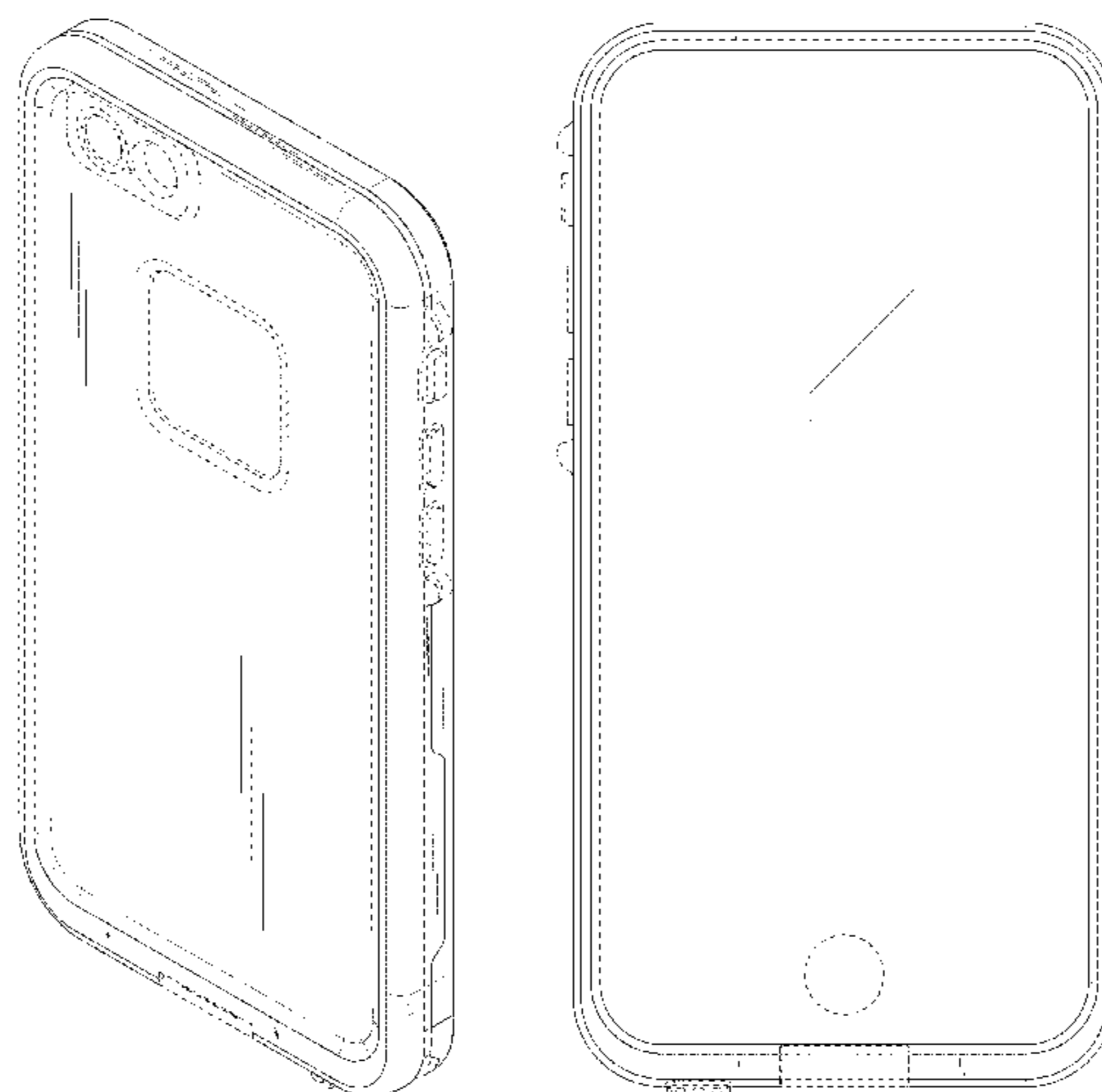
(57) **CLAIM**  
The ornamental design for a smartphone case, as shown and described.

**DESCRIPTION**

FIG. 1 is a front isometric view of a smartphone case showing our new design;  
FIG. 2 is a rear isometric view thereof;  
FIG. 3 is a front view thereof;  
FIG. 4 is a rear view thereof;  
FIG. 5 is a left view thereof;  
FIG. 6 is a right view thereof;  
FIG. 7 is a top view thereof; and,  
FIG. 8 is a bottom view thereof.  
The broken lines depict portions of the smartphone case that form no part of the claimed design.

**1 Claim, 6 Drawing Sheets**

(56) **References Cited**  
U.S. PATENT DOCUMENTS  
D662,923 S \* 7/2012 Piedra ..... D14/250  
D670,280 S 11/2012 Rayner  
D691,990 S 10/2013 Rayner  
D692,419 S 10/2013 Rayner  
D693,801 S \* 11/2013 Rayner ..... D14/250  
D694,227 S 11/2013 Rayner  
D703,652 S \* 4/2014 Melanson ..... D14/250  
D703,654 S \* 4/2014 Melanson ..... D14/250  
D709,059 S \* 7/2014 Kim ..... D14/250  
D709,061 S \* 7/2014 Borra ..... D14/250  
D710,345 S \* 8/2014 Chang ..... D14/250






FIG. 1

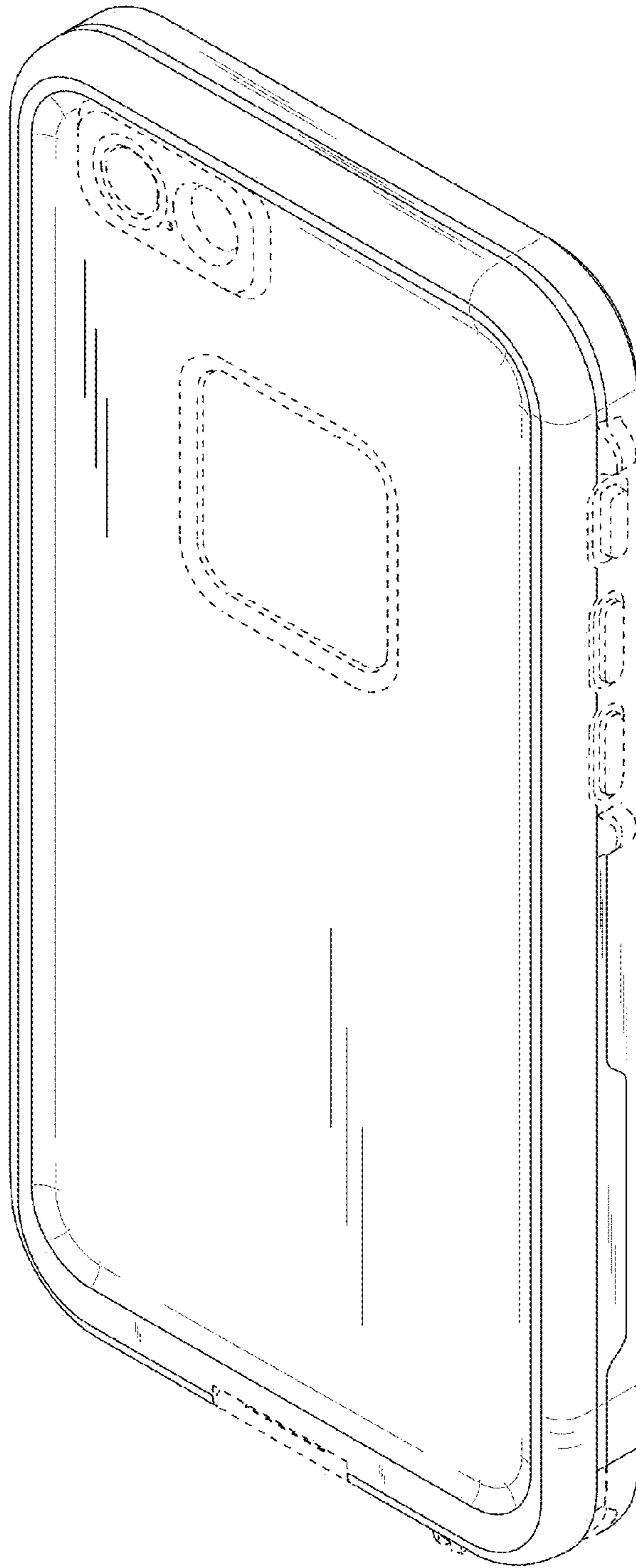


FIG. 2




FIG. 3

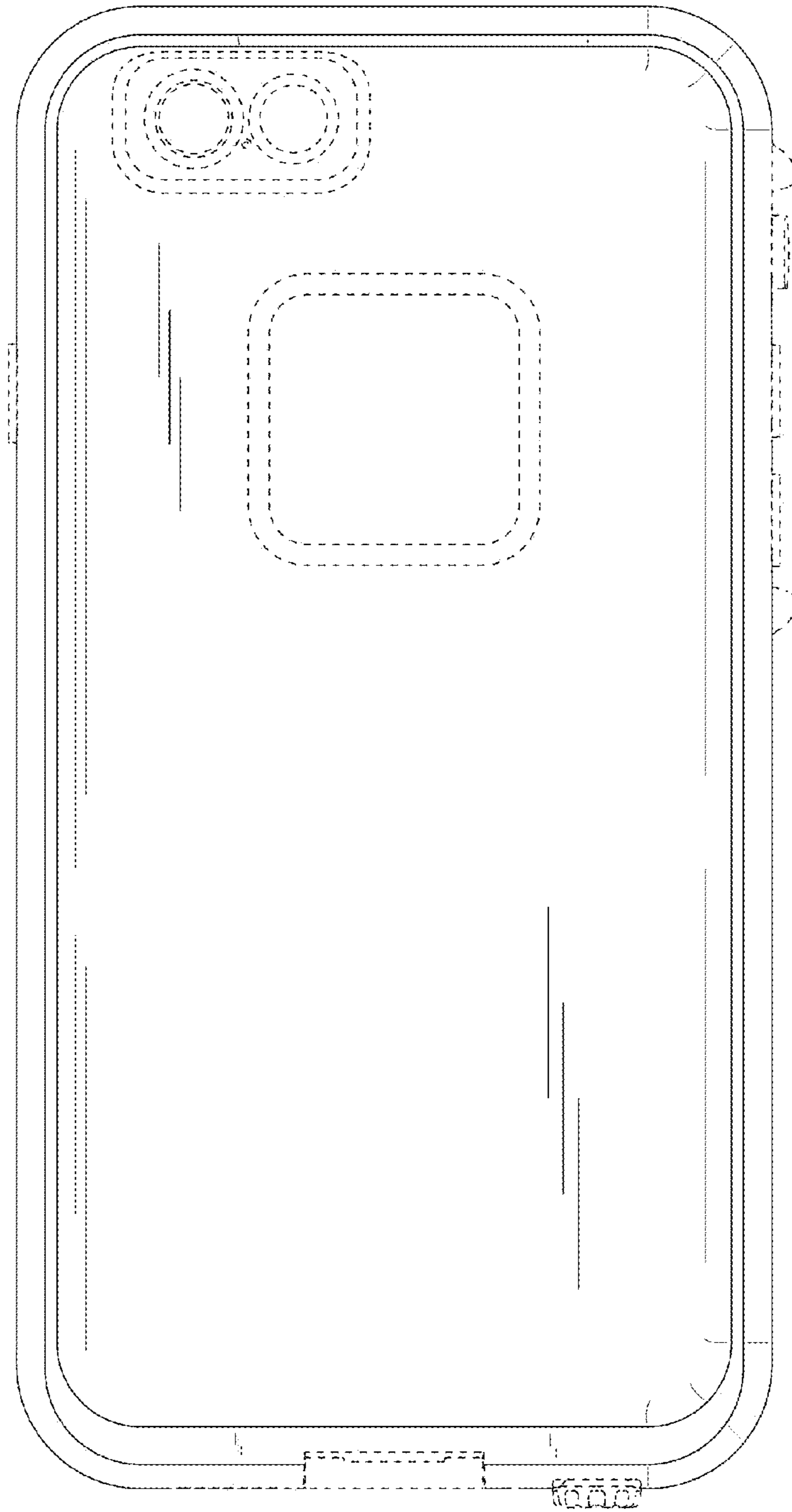


FIG. 4




FIG. 5




FIG. 6

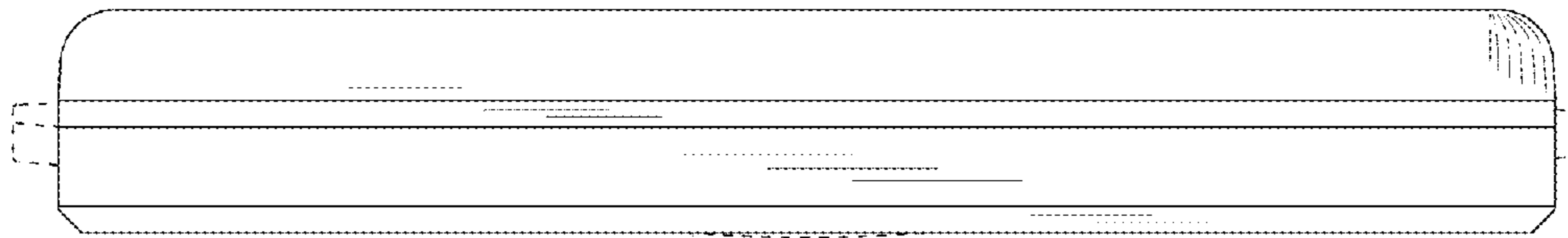


FIG. 7

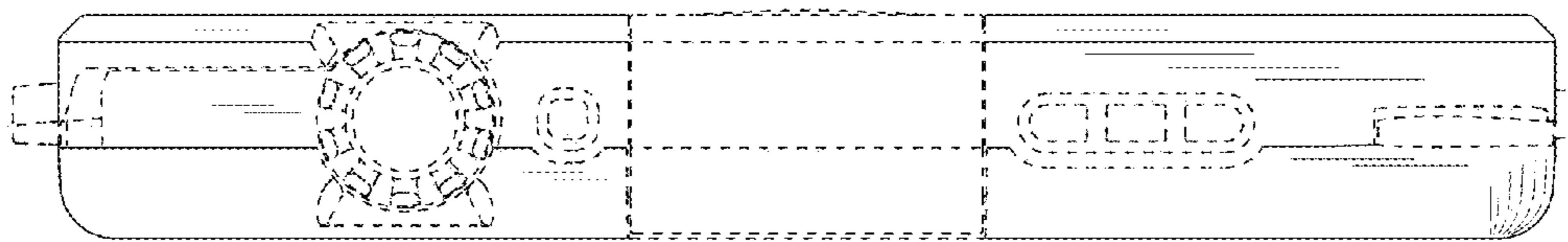


FIG. 8