



US00D765626S

(12) **United States Design Patent**
Tattari

(10) **Patent No.:** **US D765,626 S**

(45) **Date of Patent:** **** Sep. 6, 2016**

(54) **HANDSET COVER**

(71) Applicant: **Nokia Corporation**, Espoo (FI)

(72) Inventor: **Jouko Tattari**, Helsinki (FI)

(73) Assignee: **MICROSOFT MOBILE OY**, Espoo (FI)

(**) Term: **14 Years**

(21) Appl. No.: **29/465,240**

(22) Filed: **Aug. 26, 2013**

(51) **LOC (10) Cl.** **14-03**

(52) **U.S. Cl.**

USPC **D14/250**

(58) **Field of Classification Search**

USPC D14/238.1, 250, 440, 203.3–203.7, 217,
D14/240, 248, 251–253, 447, 496, 144, 149,
D14/159, 172, 194, 204, 221, 224.1;
D3/201, 218, 247, 269, 273, 301, 303;
D13/103, 107–108, 119

CPC A45C 1/06; A45C 11/00; A45C 13/02;
A45C 2011/002; A45F 5/02; A45F 2005/026;
A45F 2200/0525; A45F 2200/0516; H04B
1/3888; H04M 1/0283; H04M 1/0202

See application file for complete search history.

(56) **References Cited**

U.S. PATENT DOCUMENTS

D620,931 S *	8/2010	Opman	D14/250
D625,303 S *	10/2010	Kim	D14/250
D658,188 S *	4/2012	Diebel	D14/440
D668,458 S *	10/2012	Lee et al.	D3/303
D672,353 S *	12/2012	Liu	D14/440
D678,260 S *	3/2013	Bau	D14/250
D682,817 S *	5/2013	Murchison et al.	D14/250
D688,251 S *	8/2013	Akana et al.	D14/440
D691,611 S *	10/2013	Kirzinger	D14/440
D702,673 S *	4/2014	Murchison et al.	D14/250

D706,270 S *	6/2014	Akana et al.	D14/440
D709,509 S *	7/2014	Kim	D14/440
8,807,333 B1 *	8/2014	Cooper et al.	206/45.23
D712,413 S *	9/2014	Fukai	D14/440
D713,848 S *	9/2014	Akana et al.	D14/440
D720,756 S *	1/2015	Stavrakakis	D14/440
D721,376 S *	1/2015	Lee	D14/440

(Continued)

FOREIGN PATENT DOCUMENTS

EM	002065029-0001	*	7/2012
KR	300663434.0000	*	10/2012

(Continued)

OTHER PUBLICATIONS

Office Action received in corresponding Russian Application No. 2014500065 issued Sep. 8, 2014. 5 pages.

(Continued)

Primary Examiner — Carla Jobe Wright

(74) *Attorney, Agent, or Firm* — Banner & Witcoff, Ltd.

(57)

CLAIM

The ornamental design for a handset cover, as shown and described.

DESCRIPTION

FIG. 1 is a front perspective view of a handset cover showing my new design;

FIG. 2 is a front view thereof;

FIG. 3 is a rear view thereof;

FIG. 4 is a left side view thereof;


FIG. 5 is a right side view thereof;

FIG. 6 is a top view thereof; and,

FIG. 7 is a bottom view thereof.

The broken line showing of a handset cover and the unshaded regions therein are for environmental purposes only and form no part of the claimed design.

1 Claim, 5 Drawing Sheets



(56)

References Cited

U.S. PATENT DOCUMENTS

D721,688 S * 1/2015 Du D14/250
D729,253 S * 5/2015 Nyholm et al. D14/440
D734,760 S * 7/2015 Brunner et al. D14/440
2011/0240662 A1* 10/2011 Han 220/660
2011/0290687 A1* 12/2011 Han 206/320
2013/0093304 A1* 4/2013 Childs et al. 312/240
2014/0202889 A1* 7/2014 Kim et al. 206/45.23
2014/0246340 A1* 9/2014 Jiang et al. 206/45.23
2015/0065208 A1* 3/2015 Balaji et al. 455/575.8

FOREIGN PATENT DOCUMENTS

KR 3006670940000 11/2012
KR 3006780300000 1/2013

OTHER PUBLICATIONS

Office Action received in corresponding Russian Application No. 2014500064 issued on Sep. 8, 2014. 5 pages.
Office Action received in corresponding Russian Application No. 2014500062 issued on Sep. 8, 2014. 5 pages.

* cited by examiner




FIG. 1




FIG. 2




FIG. 3

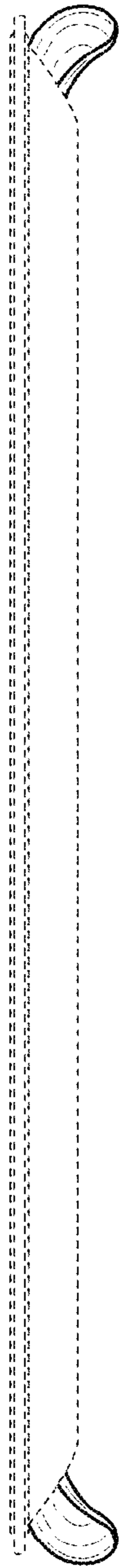


FIG. 4



FIG. 5



FIG. 6



FIG. 7