



US00D765623S

(12) **United States Design Patent**
Yang et al.

(10) **Patent No.:** **US D765,623 S**

(45) **Date of Patent:** **** Sep. 6, 2016**

(54) **BASE CRADLE FOR A COMMUNICATIONS HEADSET**

(71) Applicant: **Plantronics, Inc.**, Santa Cruz, CA (US)

(72) Inventors: **Joseph W Yang**, San Jose, CA (US);
Soohyun Ham, San Francisco, CA (US); **Oliver W Henderson**, Santa Cruz, CA (US); **John Kelley**, Santa Cruz, CA (US); **Gary T Brint**, Scotts Valley, CA (US)

(73) Assignee: **Plantronics, Inc.**, Santa Cruz, CA (US)

(**) Term: **14 Years**

(21) Appl. No.: **29/523,223**

(22) Filed: **Apr. 7, 2015**

(51) **LOC (10) Cl.** **14-01**

(52) **U.S. Cl.**
USPC **D14/224**

(58) **Field of Classification Search**
USPC D14/224, 224.1, 205, 206, 223, 434, D14/251, 217, 142, 447; D13/107, 108, D13/110; D24/185, 186; 379/449, 454, 466, 379/455; 320/2, 113; 381/168, 381, 374; 361/686; 439/357, 534; 455/575.2
CPC G06F 1/16; H01R 13/60; H04R 25/00
See application file for complete search history.

(56) **References Cited**

U.S. PATENT DOCUMENTS

D215,311 S *	9/1969	Boru	D6/541
D251,426 S *	3/1979	Molyneux	D14/229
D277,662 S *	2/1985	Huntington	D13/107
D335,861 S *	5/1993	Tattari	D13/108
D361,070 S *	8/1995	Wall	D14/251
5,619,397 A *	4/1997	Honda	G06F 1/1632 361/679.43
5,659,236 A *	8/1997	Hahn	H02J 7/0042 320/111

D431,809 S *	10/2000	McBroom	D13/107
D433,005 S *	10/2000	McGugan	D14/142
D454,131 S *	3/2002	Lord	D14/434
D462,337 S *	9/2002	Schmidt	D14/149
D462,342 S *	9/2002	Polito	D14/224
D482,674 S *	11/2003	Rath	D14/206
D486,492 S *	2/2004	Sheu	D14/434
6,711,005 B2 *	3/2004	Martin	F21L 4/005 361/679.3
D496,029 S *	9/2004	Skulley	D14/224
D500,022 S *	12/2004	Rath	D14/206
D507,526 S *	7/2005	Ohta	D13/108
D518,477 S *	4/2006	Chen	D14/205
D519,975 S *	5/2006	Skulley	D13/108
D520,013 S *	5/2006	Yang	D14/434
D523,412 S *	6/2006	Ham	D13/108
D535,615 S *	1/2007	Iwai	D13/108
D553,106 S *	10/2007	Griffin	D14/217
D554,116 S *	10/2007	Liu	D13/108
D564,501 S *	3/2008	Rath	D14/224
D566,697 S *	4/2008	Nielsen	D14/224
D593,998 S *	6/2009	Bentley	D14/224
D595,697 S *	7/2009	Mao	D14/205
D597,939 S *	8/2009	Tkachuk	D13/108
D599,331 S *	9/2009	Bentley	D14/224
D602,008 S *	10/2009	Bentley	D14/205

(Continued)

Primary Examiner — Paula Greene

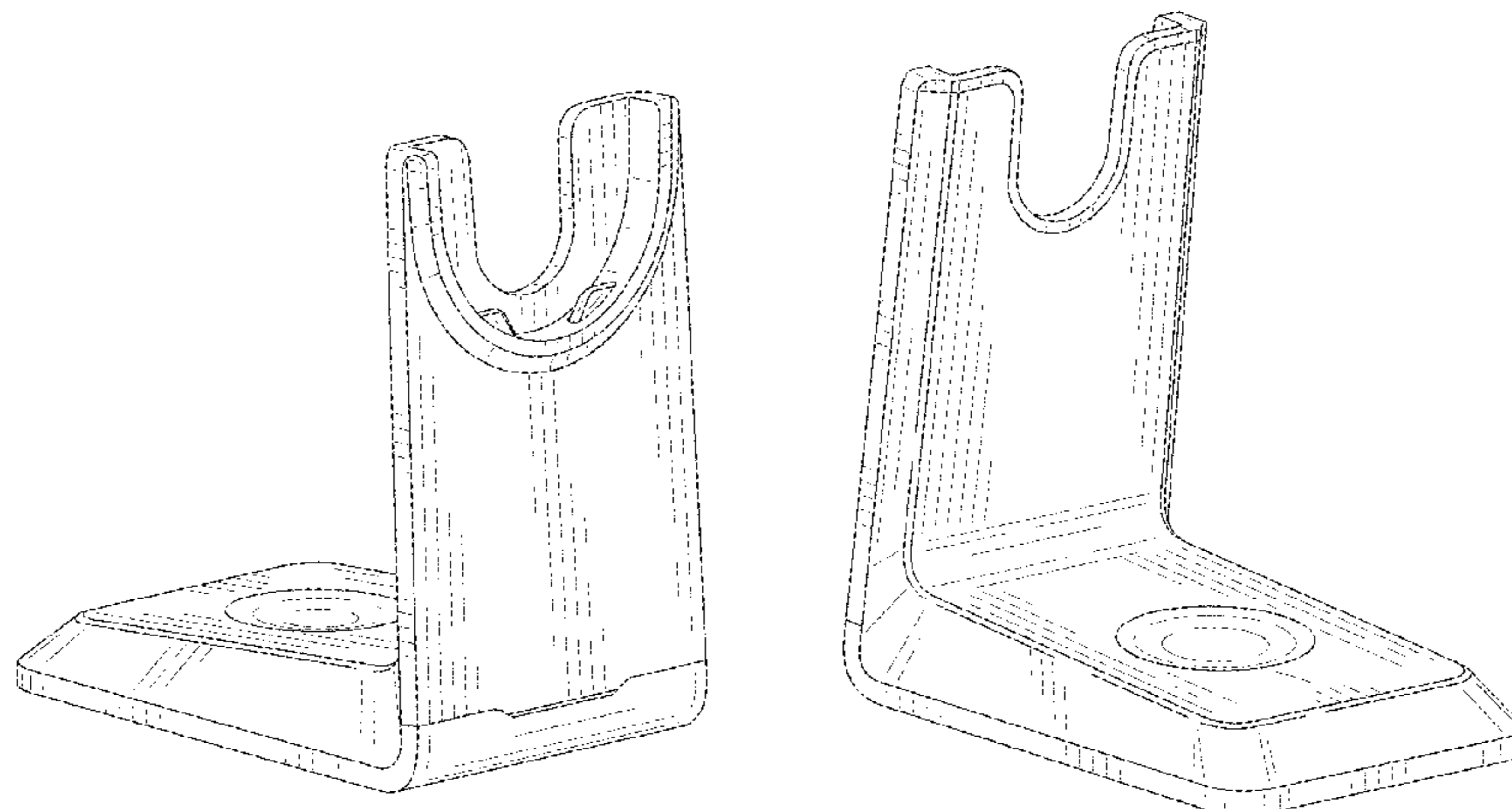
(57) **CLAIM**

The ornamental design for a base cradle for a communications headset, as shown and described.

DESCRIPTION

FIG. 1 is a front-right-perspective view of a base cradle for a communications headset showing my new design; FIG. 2 is a back-left-perspective view thereof; FIG. 3 is a front view thereof; FIG. 4 is a back view thereof; FIG. 5 is a right side view thereof; FIG. 6 is a left side view thereof; FIG. 7 is a top view thereof; and, FIG. 8 is a bottom view thereof.

1 Claim, 4 Drawing Sheets



(56)

References Cited

U.S. PATENT DOCUMENTS

D602,917 S *	10/2009	Bentley	D14/224	D664,958 S *	8/2012	McManigal	D14/434
D606,545 S *	12/2009	Salmon	D13/108	D669,888 S	10/2012	Gougherty et al.	
D645,027 S *	9/2011	Gougherty	D14/223	D684,145 S *	6/2013	Rath	D14/206
D662,089 S *	6/2012	Gougherty	D14/224	D692,009 S *	10/2013	Ashida	D14/447
				8,838,029 B2 *	9/2014	Goldman	H04M 1/04 455/41.2

* cited by examiner

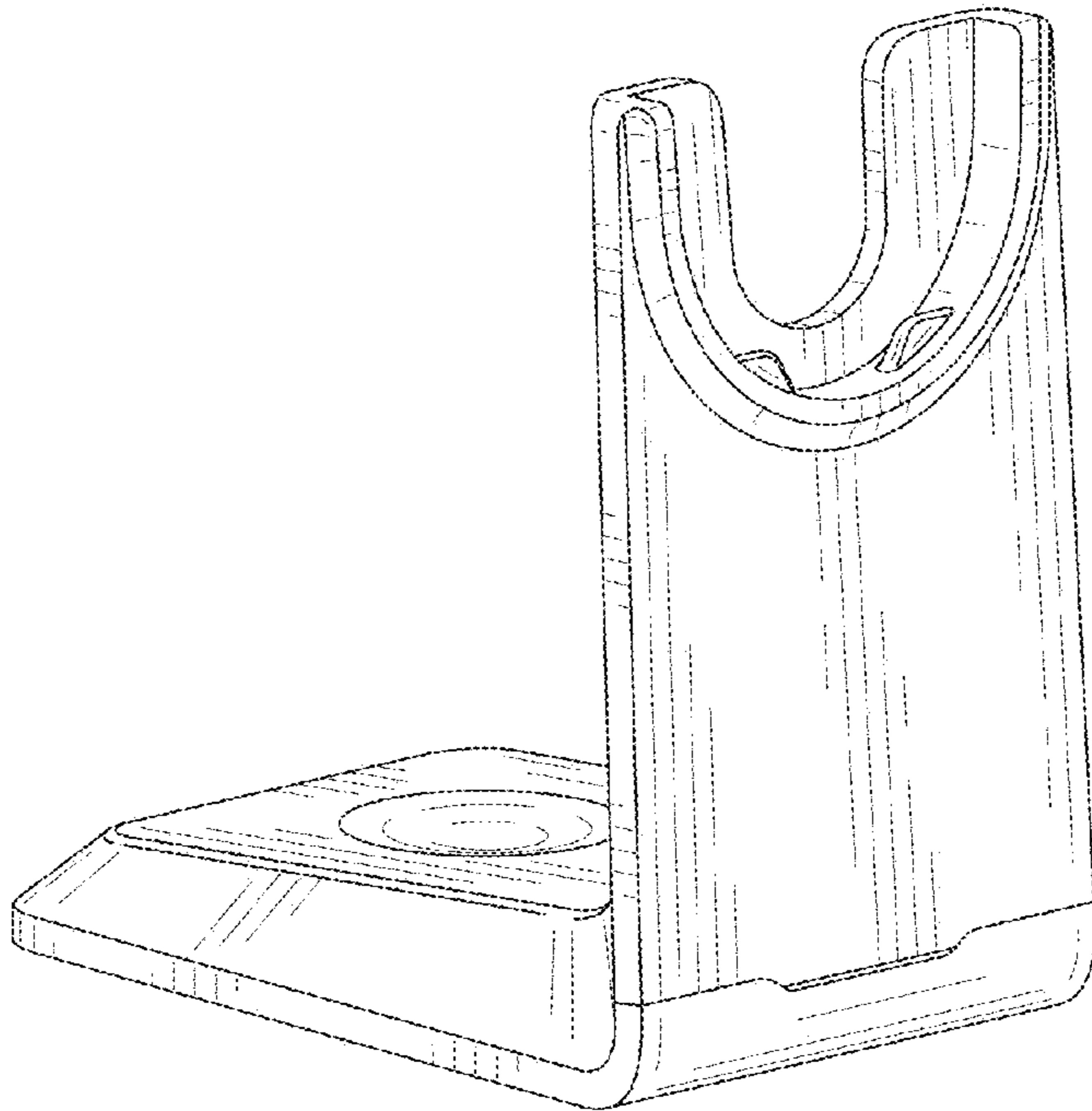


FIG. 1

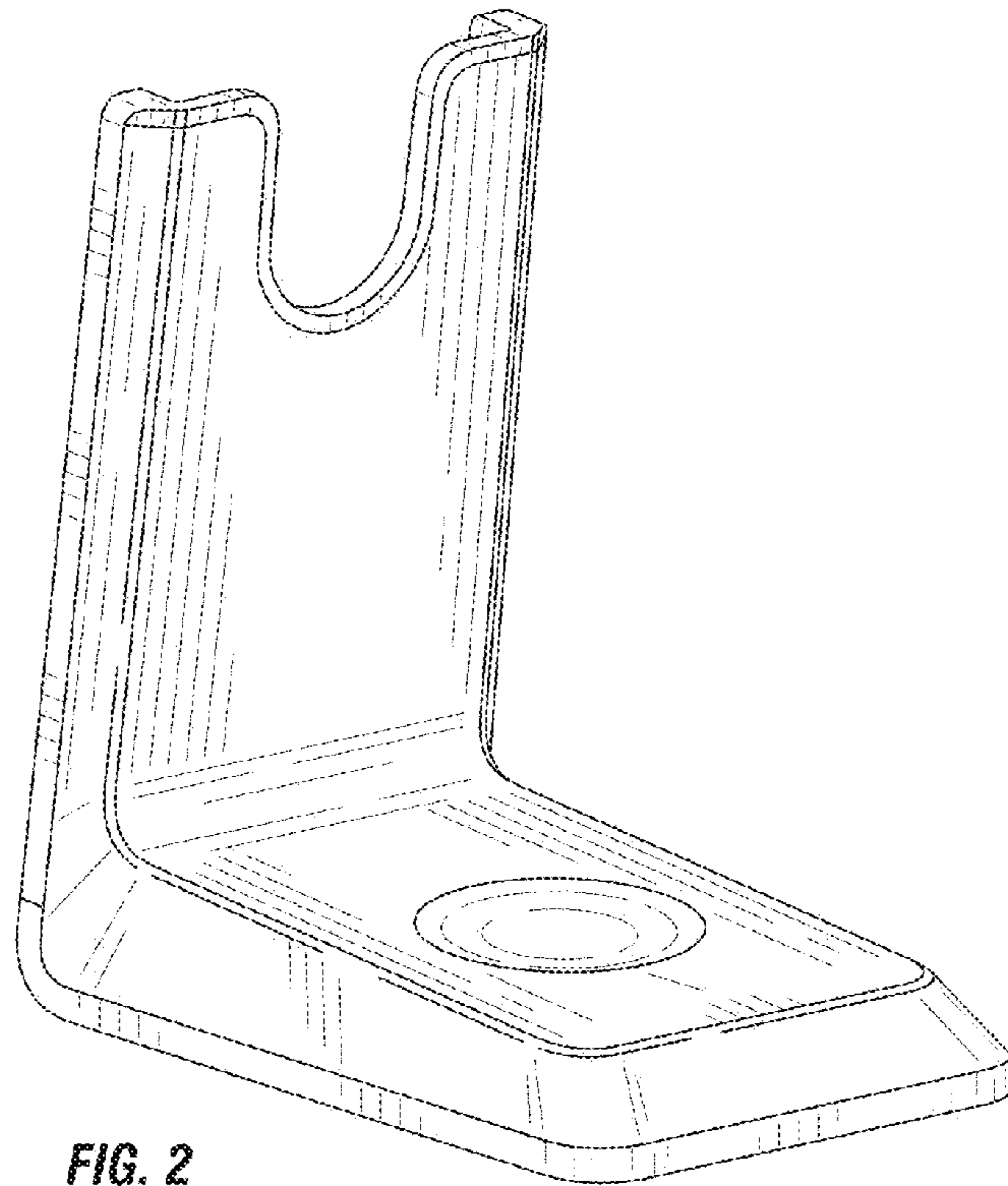


FIG. 2

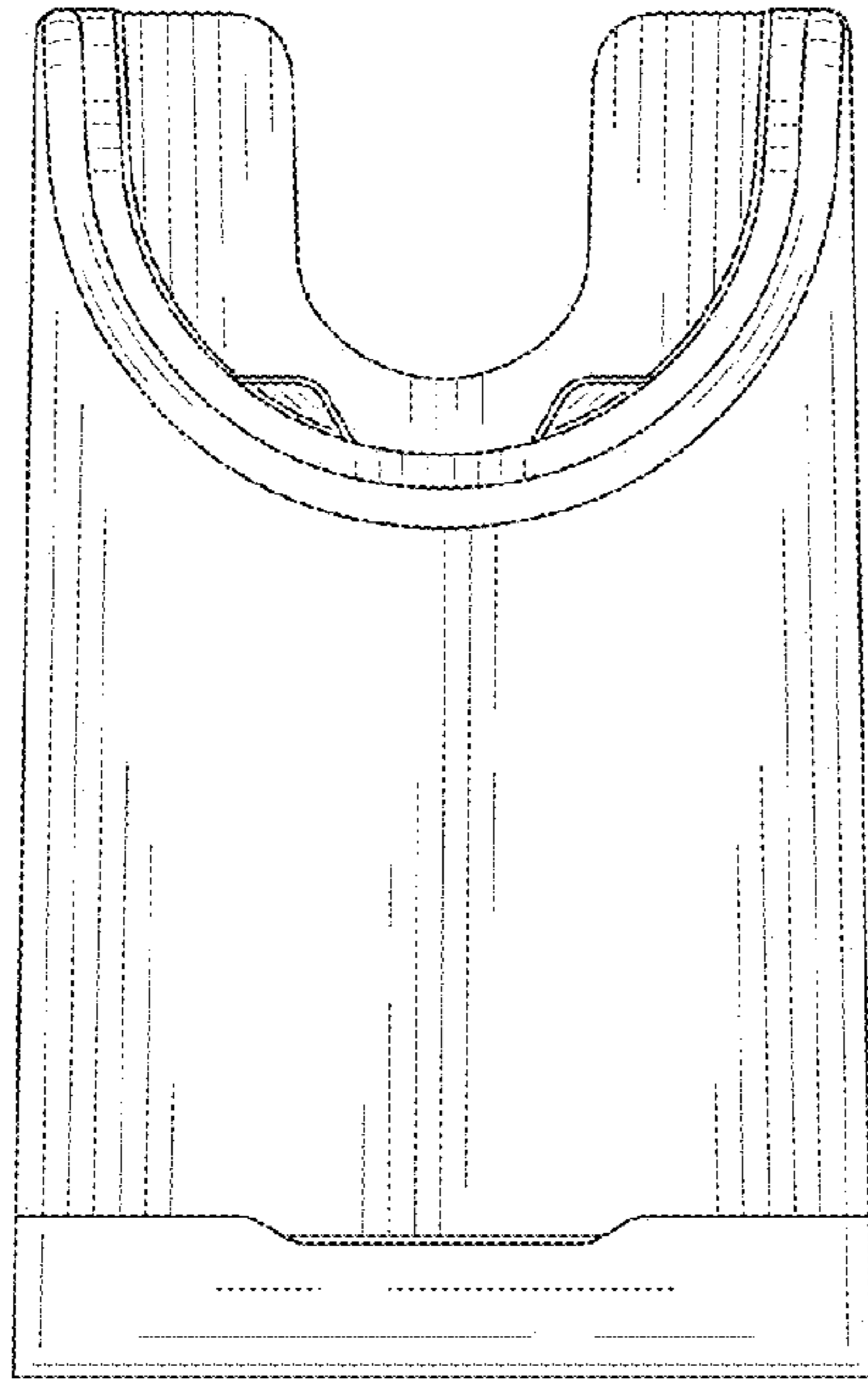


FIG. 3

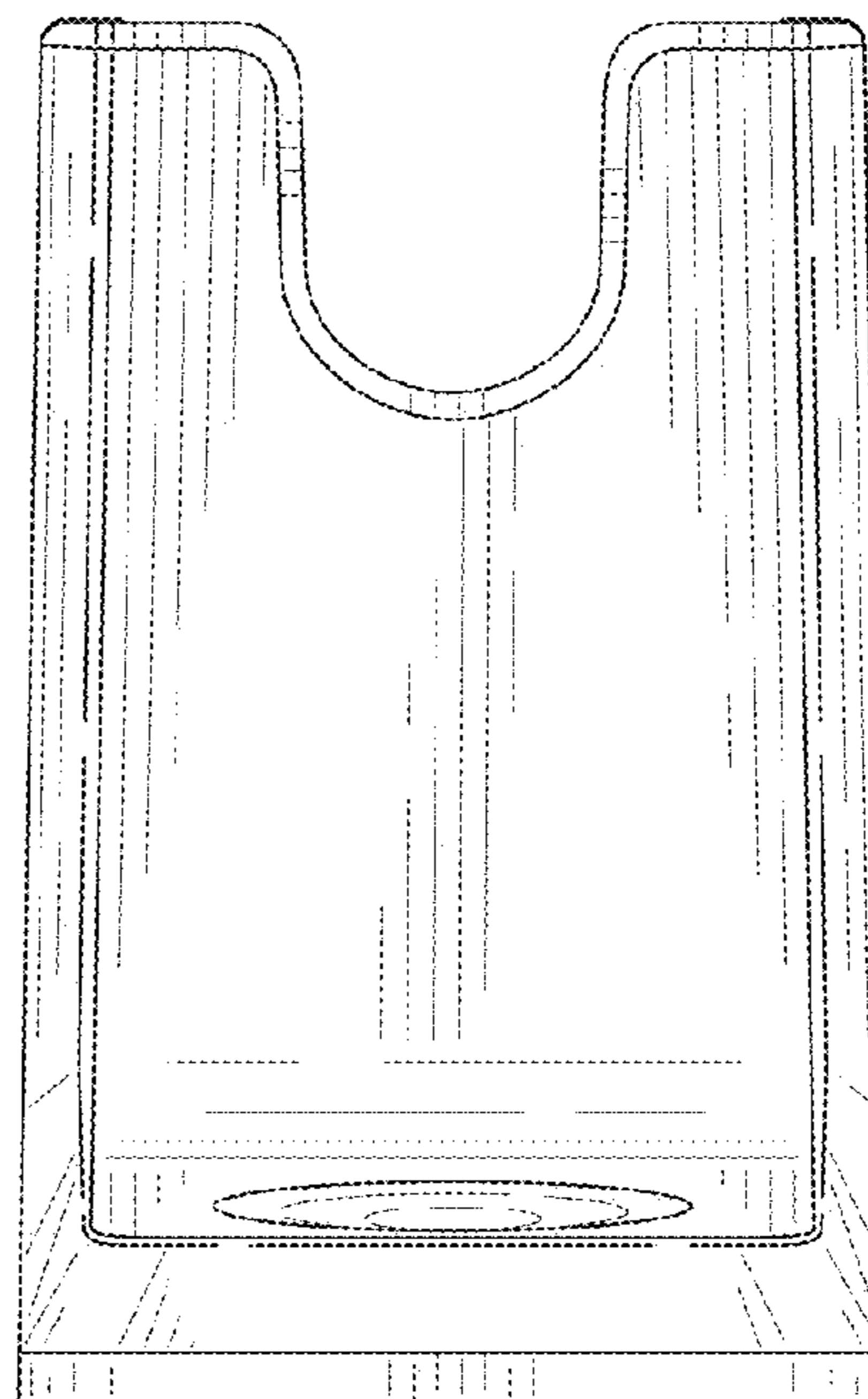


FIG. 4

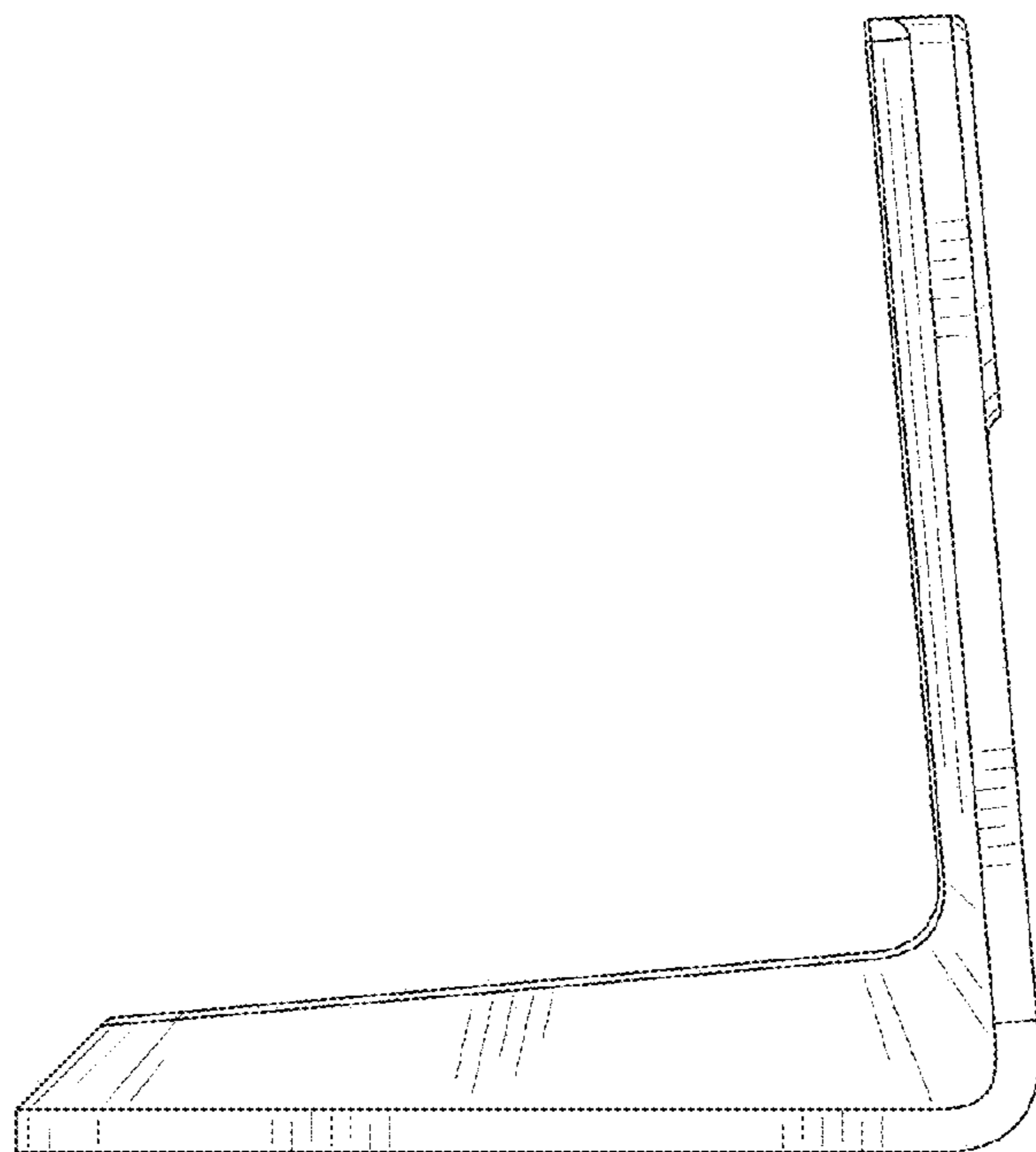


FIG. 5

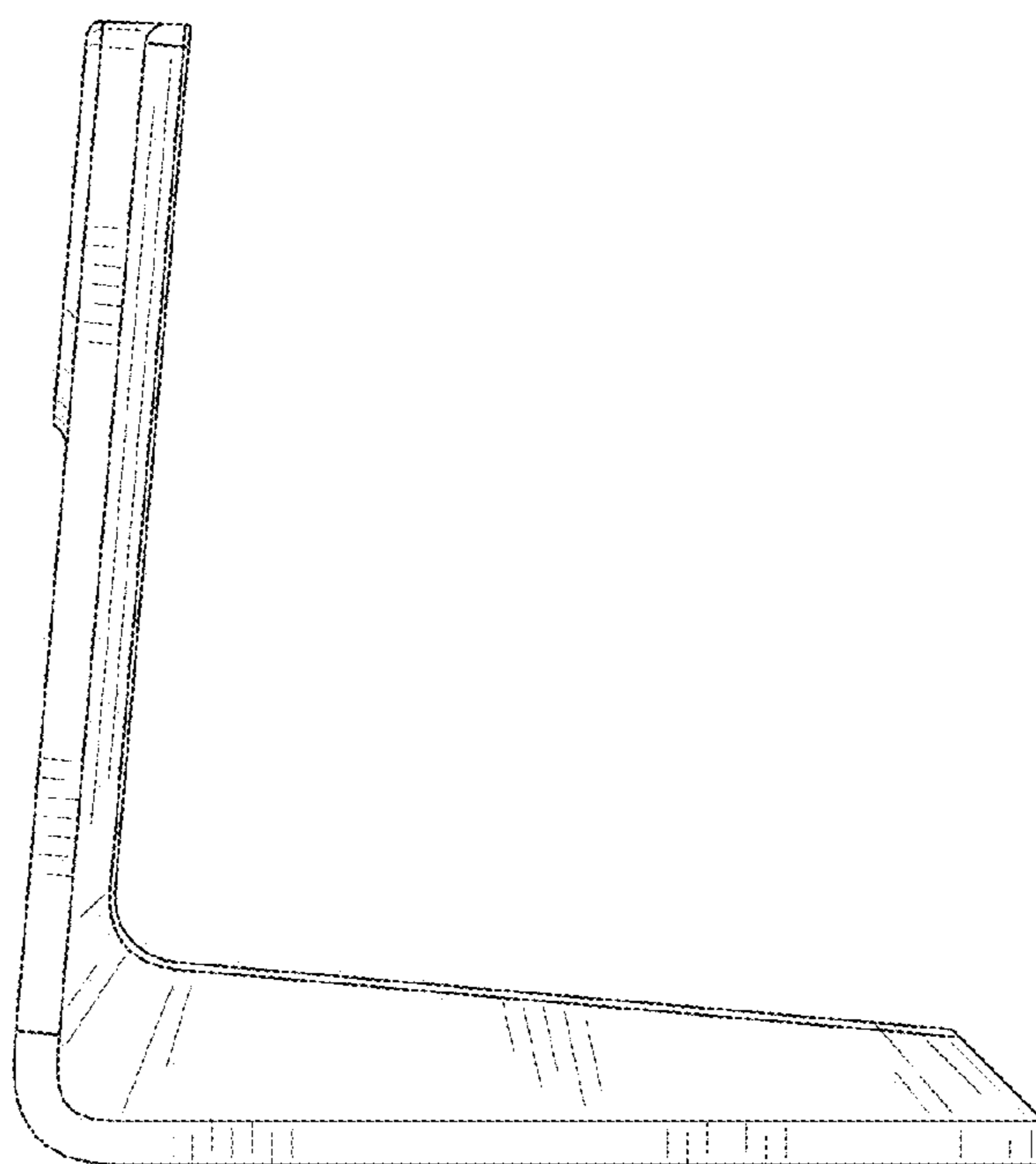


FIG. 6

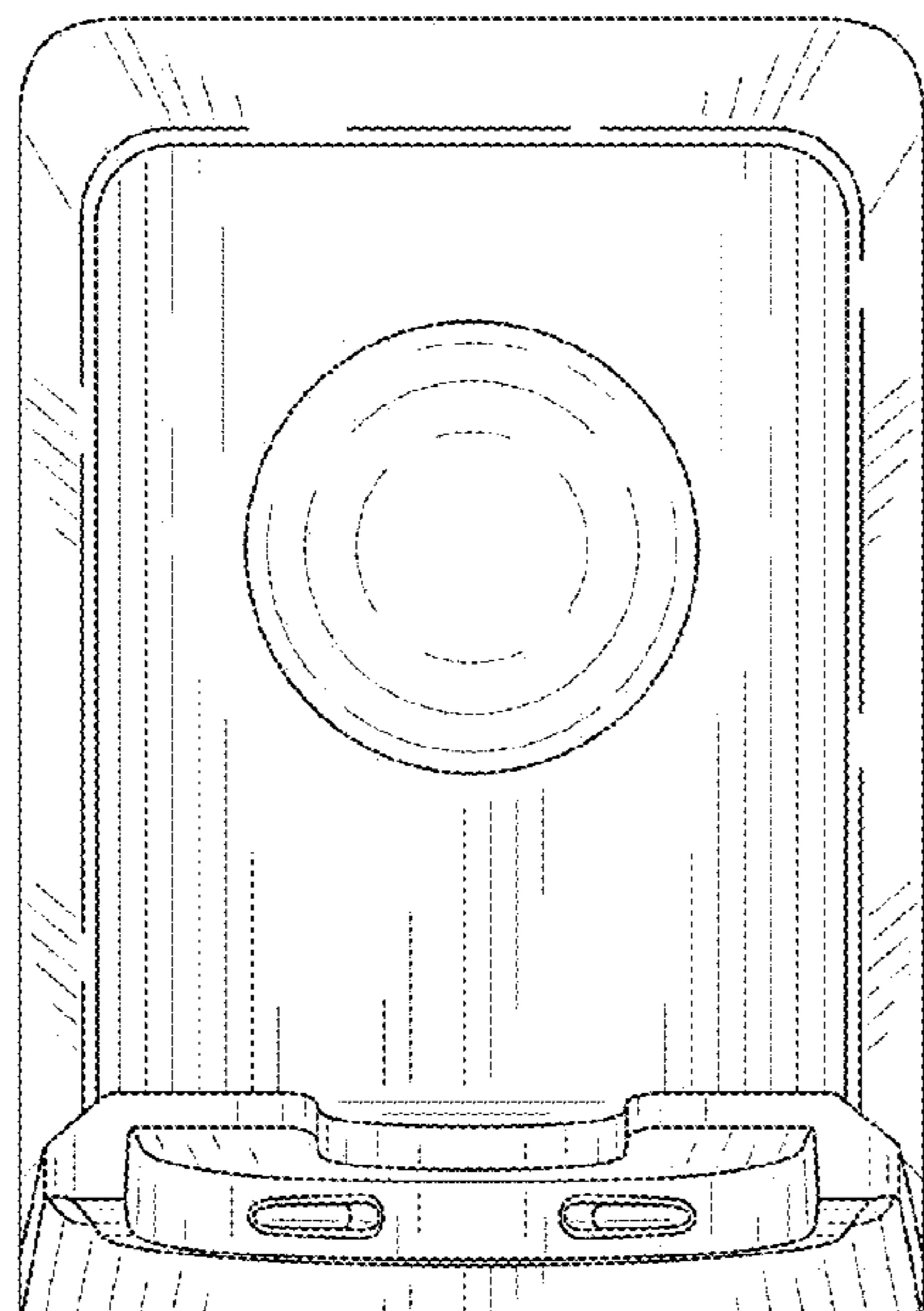


FIG. 7




FIG. 8