

US00D765619S

(12) **United States Design Patent**
Kuramoto

(10) **Patent No.:** **US D765,619 S**

(45) **Date of Patent:** **** Sep. 6, 2016**

(54) **CONTROLLER FOR A DIGITAL AUDIO
PLAYER**

H04H 3/186; H04H 60/04; H04H 60/05;
H04H 60/91; H04R 3/00; H04R 3/005;
H04R 5/04; H04R 2205/021; H04R 2499/11
See application file for complete search history.

(71) Applicant: **PIONEER DJ CORPORATION**,
Kawasaki-shi, Kanagawa (JP)

(72) Inventor: **Takahiro Kuramoto**, Kawasaki (JP)

(73) Assignee: **Pioneer DJ CORPORATION**,
Kawasaki-shi, Kanagawa (JP)

(**) Term: **15 Years**

(21) Appl. No.: **29/532,429**

(22) Filed: **Jul. 7, 2015**

(30) **Foreign Application Priority Data**

Jan. 9, 2015 (JP) 2015-000345

(51) **LOC (10) Cl.** **14-03**

(52) **U.S. Cl.**
USPC **D14/217**

(58) **Field of Classification Search**
USPC D14/217, 257, 258, 434, 496, 162, 167,
D14/175, 188, 196-198

CPC G06F 1/1626; G06F 1/1688; G10H 1/46;
G10H 1/0008; G10H 1/0025; G10H 3/186;
G10H 2210/125; G10H 2240/131; G10H
2240/175; G10H 2250/035; G10L 19/008;
G10L 19/167; H03G 3/00; H03G 3/04;
H03G 3/3005; H03G 3/3089; H03G 5/00;
H03G 5/005; H03G 5/025; H03G 9/18;
G11B 19/02; G11B 20/10527; G11B 27/00;
G11B 27/34; G11B 27/031; G11B 27/034;
G11B 27/038; G11B 27/105; G11B 33/025;

(56) **References Cited**

U.S. PATENT DOCUMENTS

D500,307 S	*	12/2004	Ishizaki	D14/217
D687,019 S	*	7/2013	O'Donnell	D14/217
D715,264 S	*	10/2014	Iijima	D14/217
D715,265 S	*	10/2014	Kuramoto	D14/217
D723,005 S	*	2/2015	Ohashi	D13/163

* cited by examiner

Primary Examiner — Daniel Bui

Assistant Examiner — Khawaja Anwar

(74) *Attorney, Agent, or Firm* — Drinker Biddle & Reath
LLP

(57) **CLAIM**

I claim the ornamental design for a controller for a digital audio player, as shown and described.

DESCRIPTION

FIG. 1 is a perspective view of a controller for a digital audio player, showing my new design.
FIG. 2 is a front view thereof.
FIG. 3 is a rear view thereof.
FIG. 4 is a left-side view thereof.
FIG. 5 is a right-side view thereof.
FIG. 6 is a top view thereof; and,
FIG. 7 is a bottom view thereof.

1 Claim, 7 Drawing Sheets

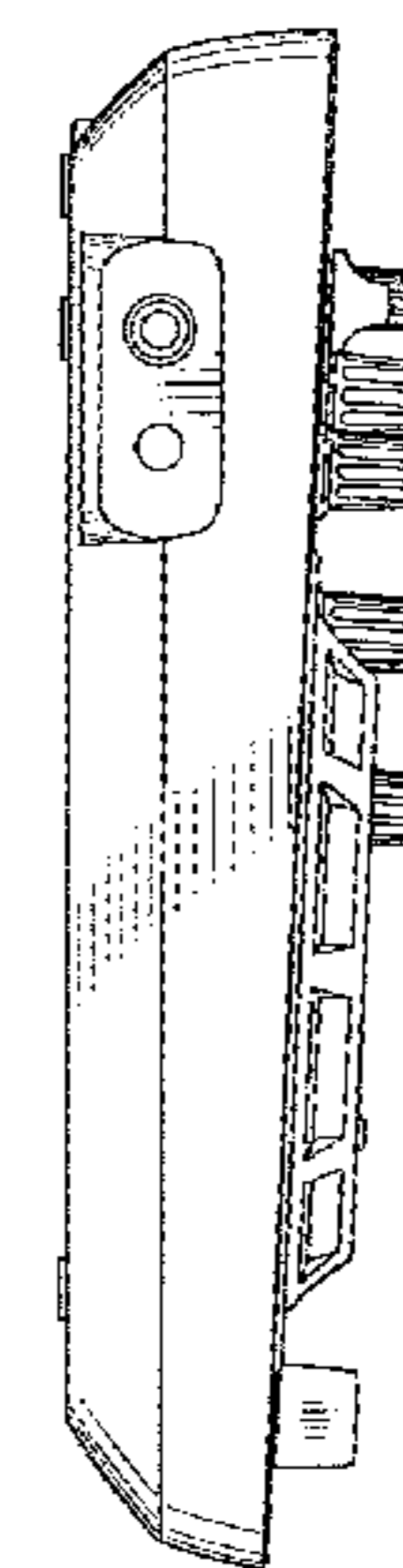
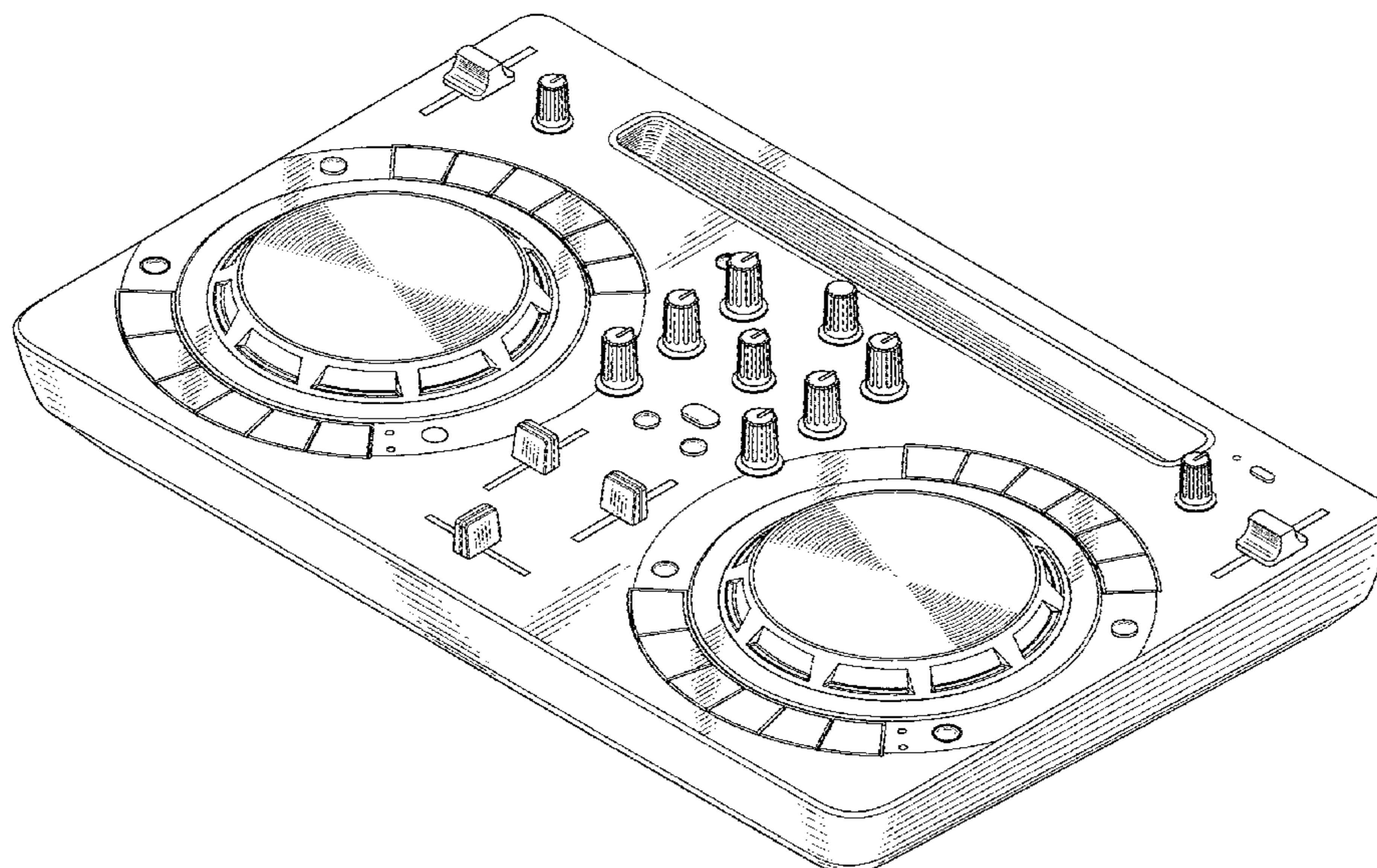


FIG. 1

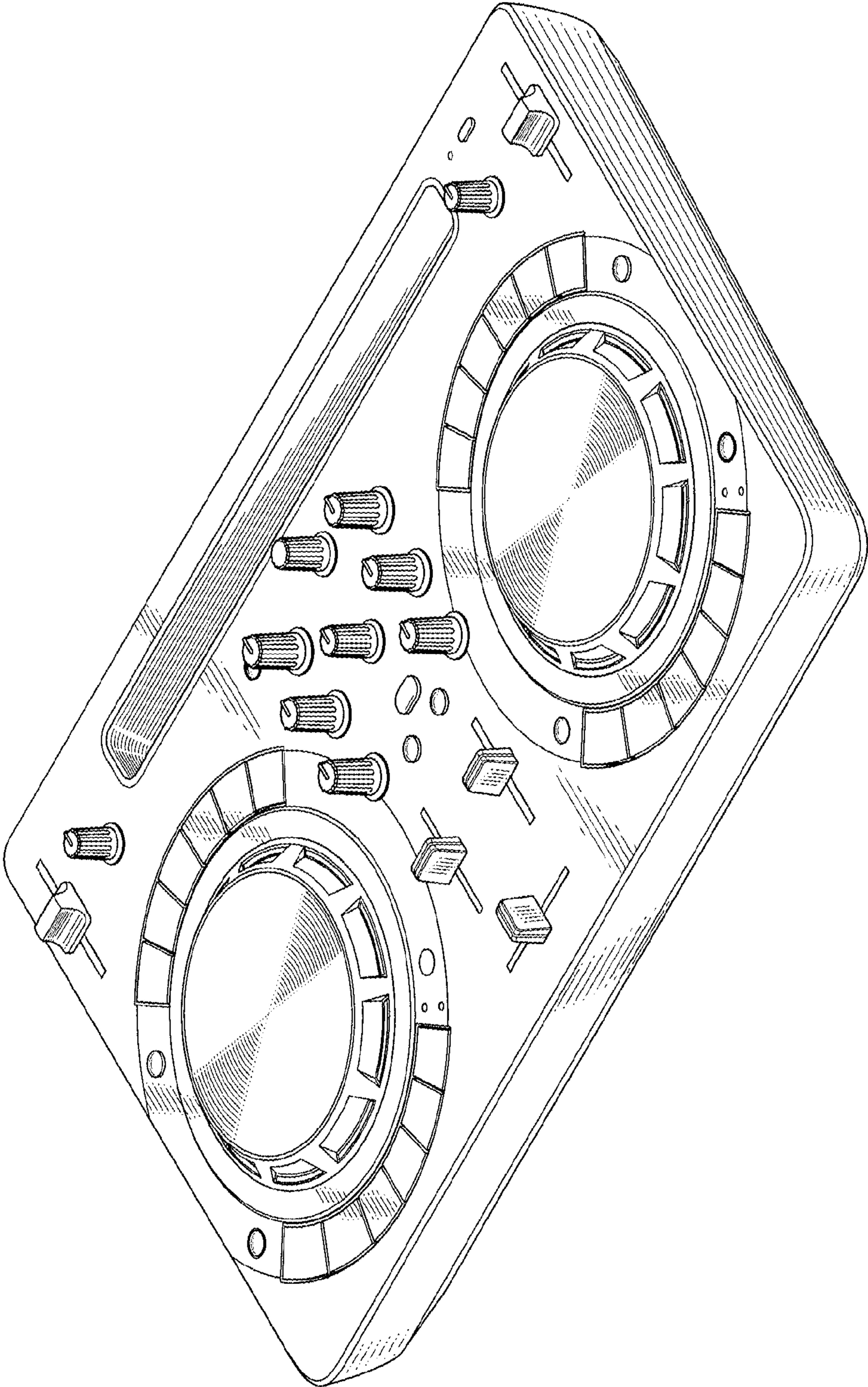


FIG. 2

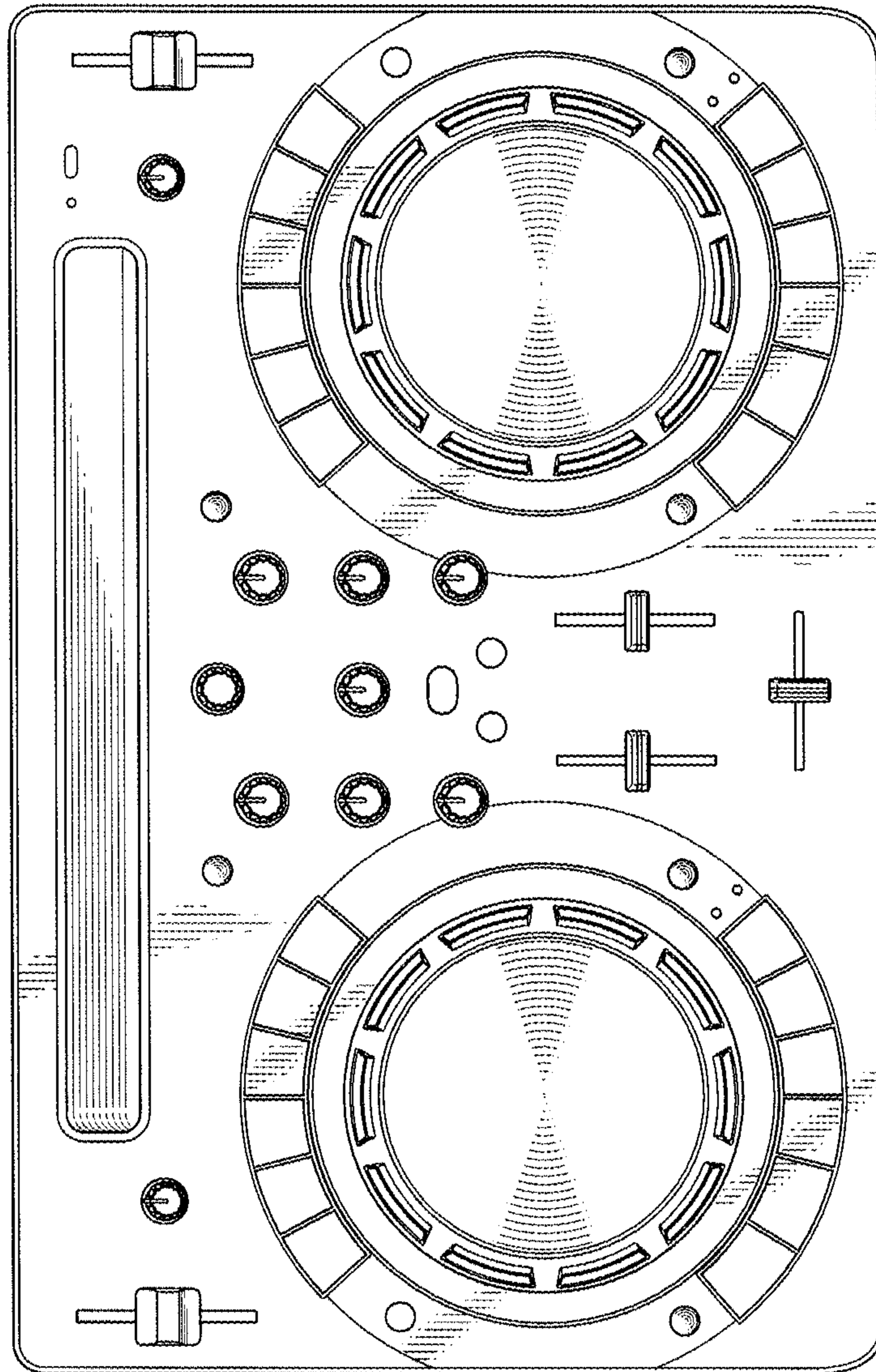


FIG. 3

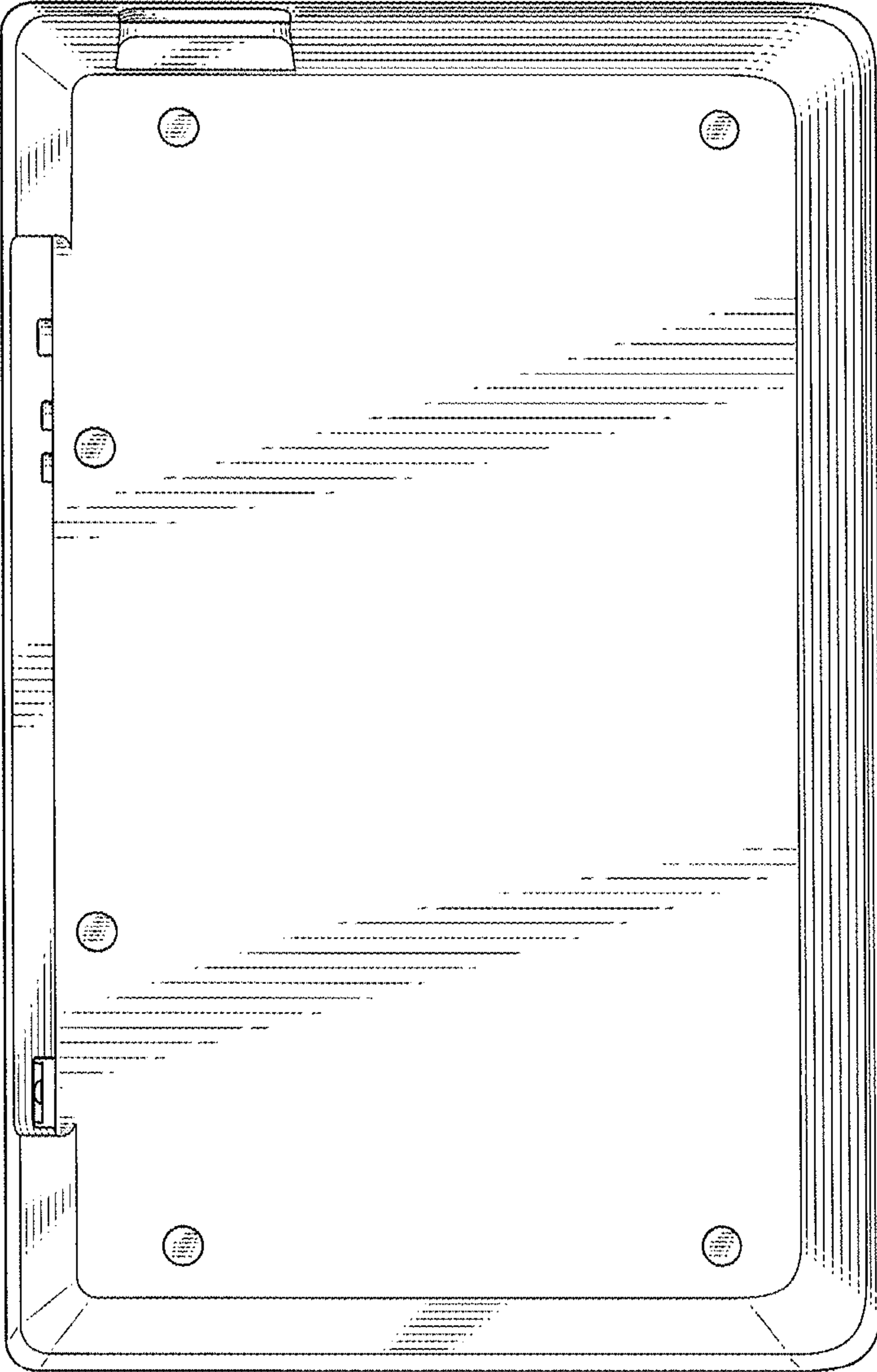


FIG. 4




FIG. 5

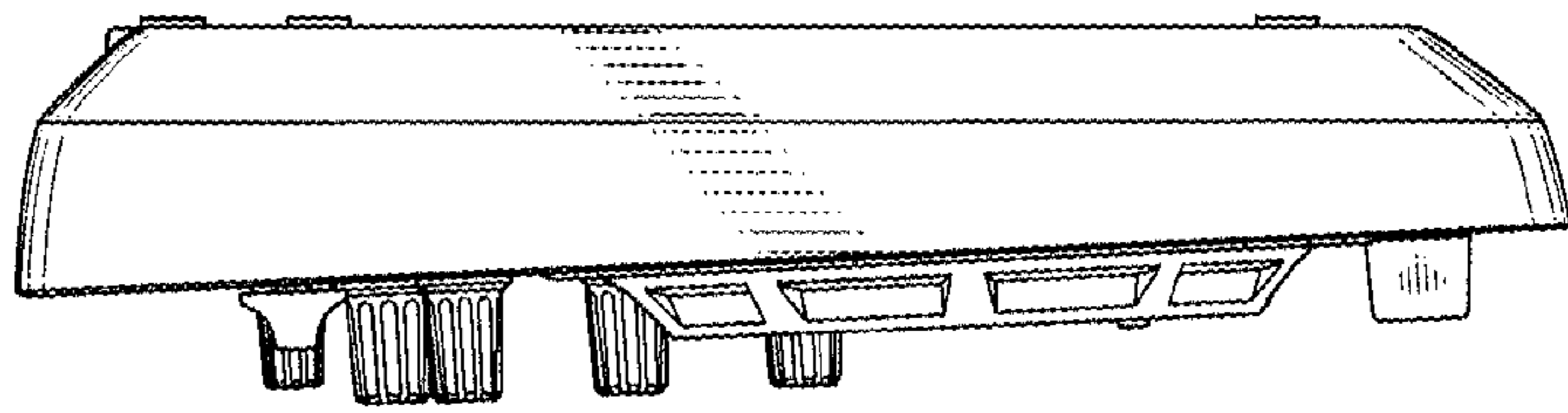


FIG. 6

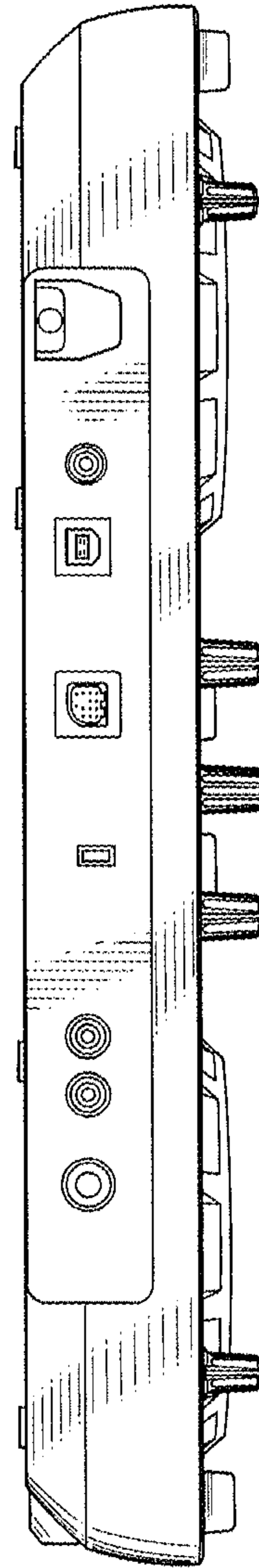


FIG. 7

