

US00D765592S

(12) **United States Design Patent** (10) **Patent No.:** **US D765,592 S**
Friend (45) **Date of Patent:** **** Sep. 6, 2016**

(54) **BATTERY**
(71) Applicant: **Techtronic Industries Co. Ltd.**, Tsuen Wan, New Territories OT (HK)
(72) Inventor: **Richard Friend**, Streetsboro, OH (US)
(73) Assignee: **Techtronic Industries Co. Ltd.**, Tsuen Wan, New Territories (HK)

D598,373 S * 8/2009 Aglassinger D13/103
D606,935 S * 12/2009 Murayama D13/103
D610,537 S * 2/2010 Sweeney D13/103
D633,036 S * 2/2011 Murray D13/103
D639,730 S * 6/2011 Kawase D13/103
D640,190 S * 6/2011 Aglassinger D13/103
D640,628 S * 6/2011 Lopano D13/103
D642,119 S * 7/2011 Baetica D13/103

(Continued)

(**) Term: **14 Years**
(21) Appl. No.: **29/519,607**

(22) Filed: **Mar. 6, 2015**
(51) **LOC (10) Cl.** **13-02**
(52) **U.S. Cl.**
USPC **D13/103**
(58) **Field of Classification Search**
USPC D13/102-106, 110, 118-119, 184;
429/96-100, 163, 176
CPC ... Y02E 60/12; Y02E 60/122; Y02E 60/124;
H01M 2/1022; H02J 7/0045; H02J 7/0052
See application file for complete search history.

OTHER PUBLICATIONS

Applicant sold in the U.S. a battery similar to the one illustrated in Appendix A on Mar. 18, 2014.

Primary Examiner — Rosemary K Tarcza
Assistant Examiner — James Thorn, Sr.
(74) *Attorney, Agent, or Firm* — Michael Best & Friedrich LLP

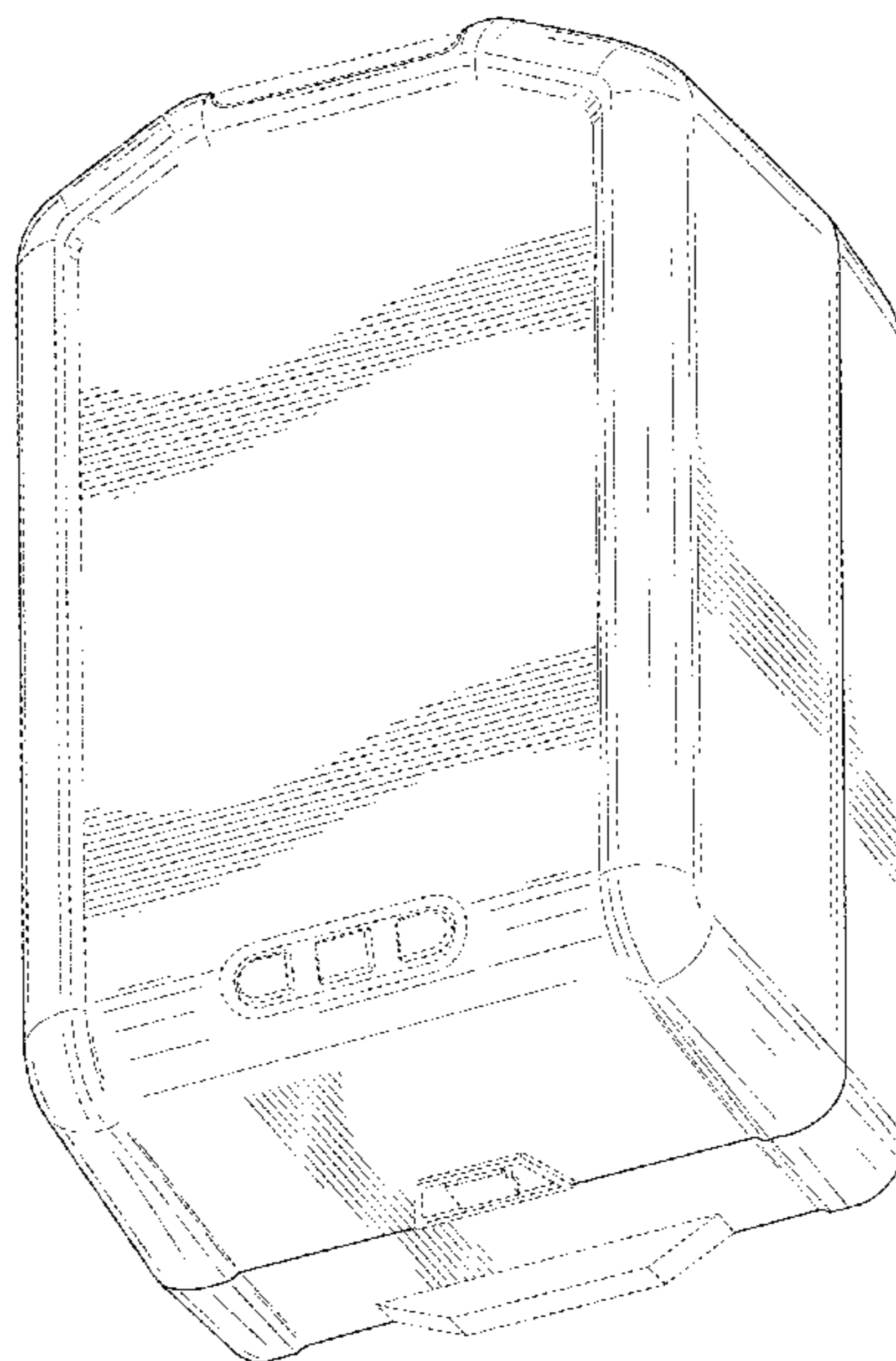
(57) **CLAIM**
I claim the ornamental design for a battery, as shown and described.

DESCRIPTION

FIG. 1 is a perspective view of a battery according to an embodiment of the invention.
FIG. 2 is a front side view of the battery shown in FIG. 1.
FIG. 3 is a back side view of the battery shown in FIG. 1.
FIG. 4 is a left side view of the battery shown in FIG. 1.
FIG. 5 is a right side view of the battery shown in FIG. 1.
FIG. 6 is a top side view of the battery shown in FIG. 1; and,
FIG. 7 is a bottom side view of the battery shown in FIG. 1.
The elements shown in dashed lines are included for the purpose of illustrating environment and form no part of the claimed design. The dot-dash line in FIG. 3 illustrates a boundary between claimed and unclaimed subject matter, and forms no part of the claimed design.

(56) **References Cited**
U.S. PATENT DOCUMENTS
D506,065 S * 6/2005 Sugino D13/103
D529,438 S * 10/2006 Viduya D13/103
D557,203 S * 12/2007 Grunow D13/103
D576,545 S * 9/2008 Mandel D13/103
D580,351 S * 11/2008 Elsmark D13/103
D580,852 S * 11/2008 Heinzen D13/103
D589,439 S * 3/2009 Van Wambeke D13/103
D591,231 S * 4/2009 Wung D13/103
D594,403 S * 6/2009 Yang D13/103
D597,932 S * 8/2009 Aglassinger D13/103
D597,933 S * 8/2009 Aglassinger D13/103
D597,934 S * 8/2009 Aglassinger D13/103

1 Claim, 6 Drawing Sheets



US D765,592 S

Page 2

(56)

References Cited

U.S. PATENT DOCUMENTS

D658,578 S *	5/2012	Davis	D13/103	D681,550 S *	5/2013	Corbin	D13/103
D679,651 S *	4/2013	Stratford	D13/103	D684,528 S *	6/2013	Murray	D13/103
D680,064 S *	4/2013	Tirone	D13/103	D712,826 S *	9/2014	Marino	D13/103
				2016/0072106 A1 *	3/2016	Baumgartner	H01M 2/102 320/113

* cited by examiner

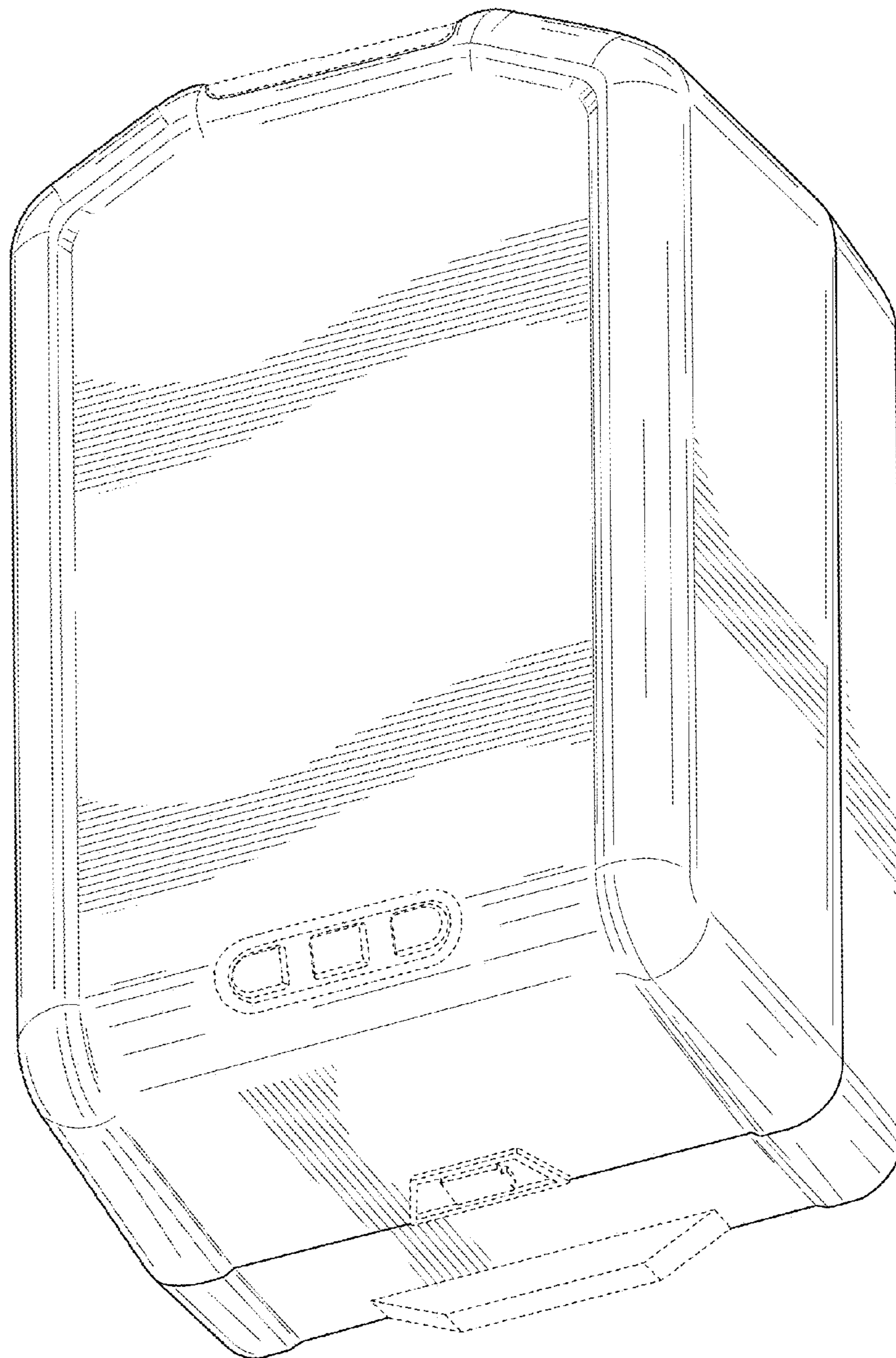


FIG. 1




FIG. 2

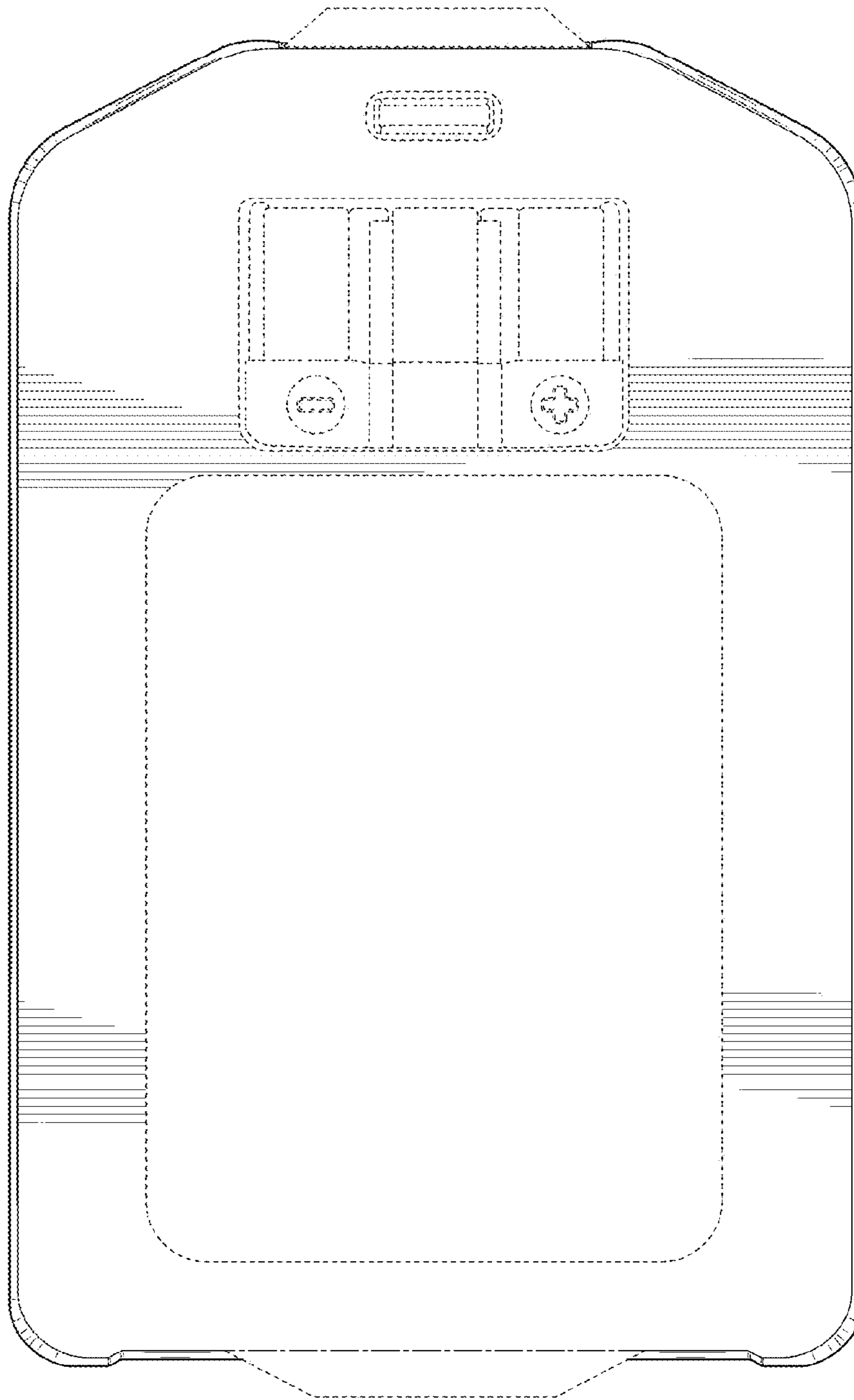


FIG. 3

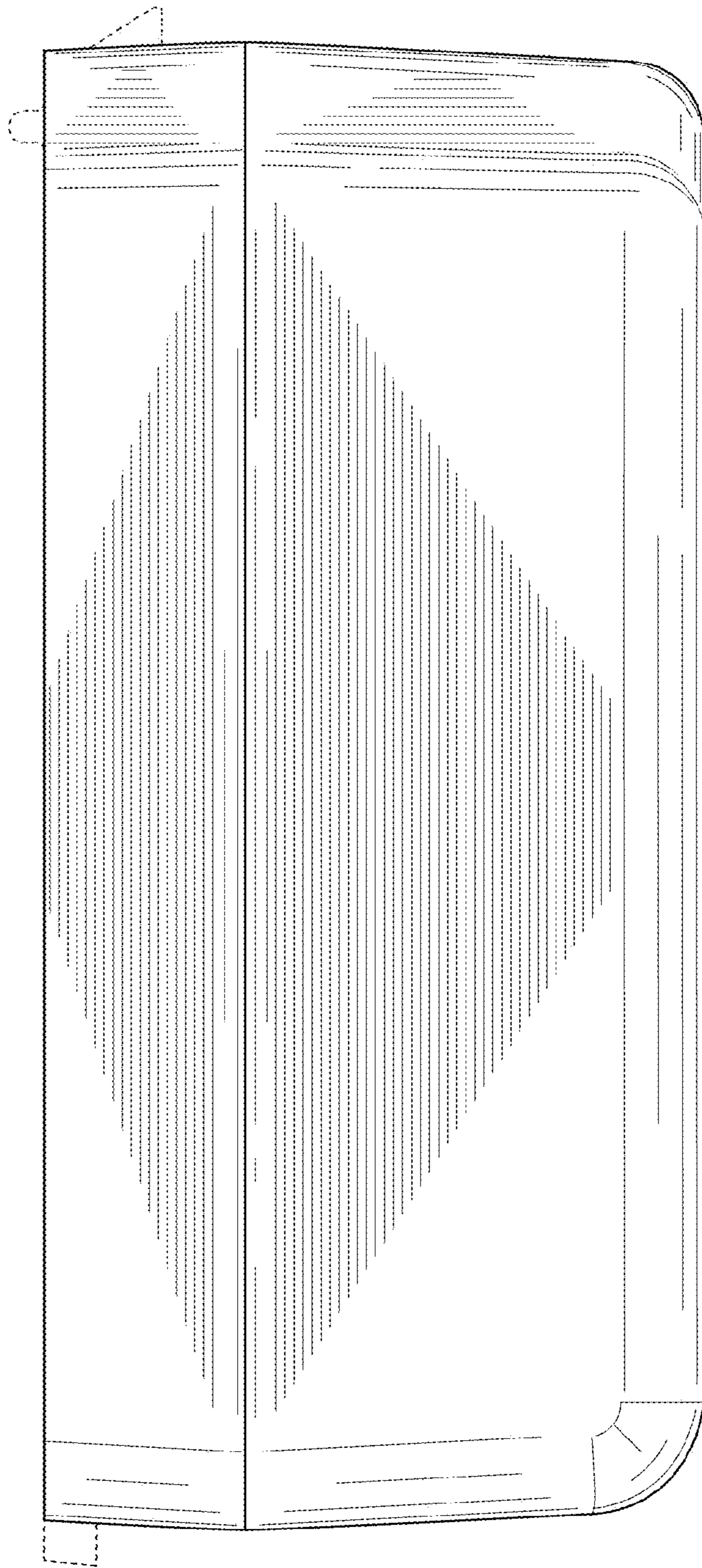


FIG. 4




FIG. 5

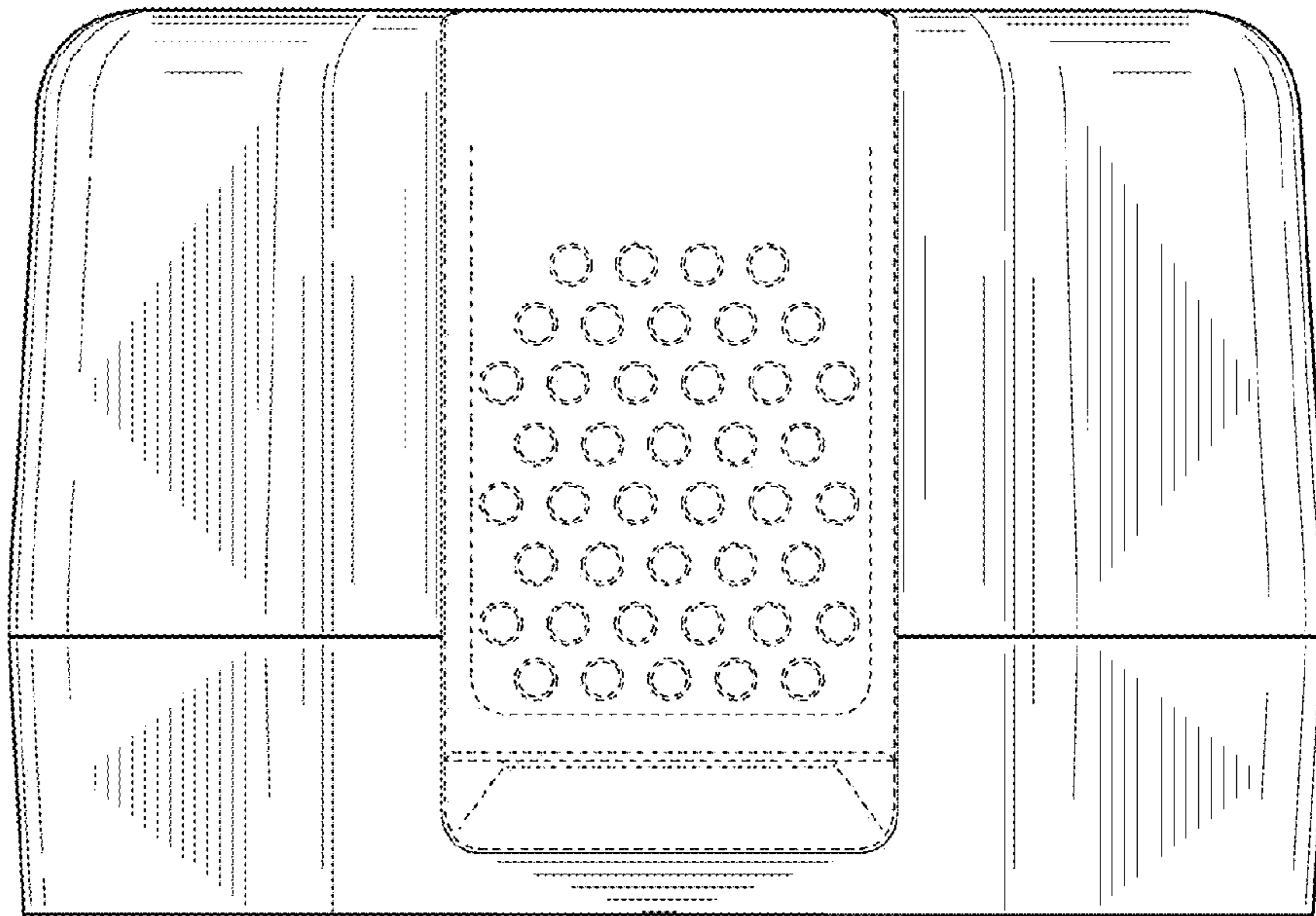


FIG. 6

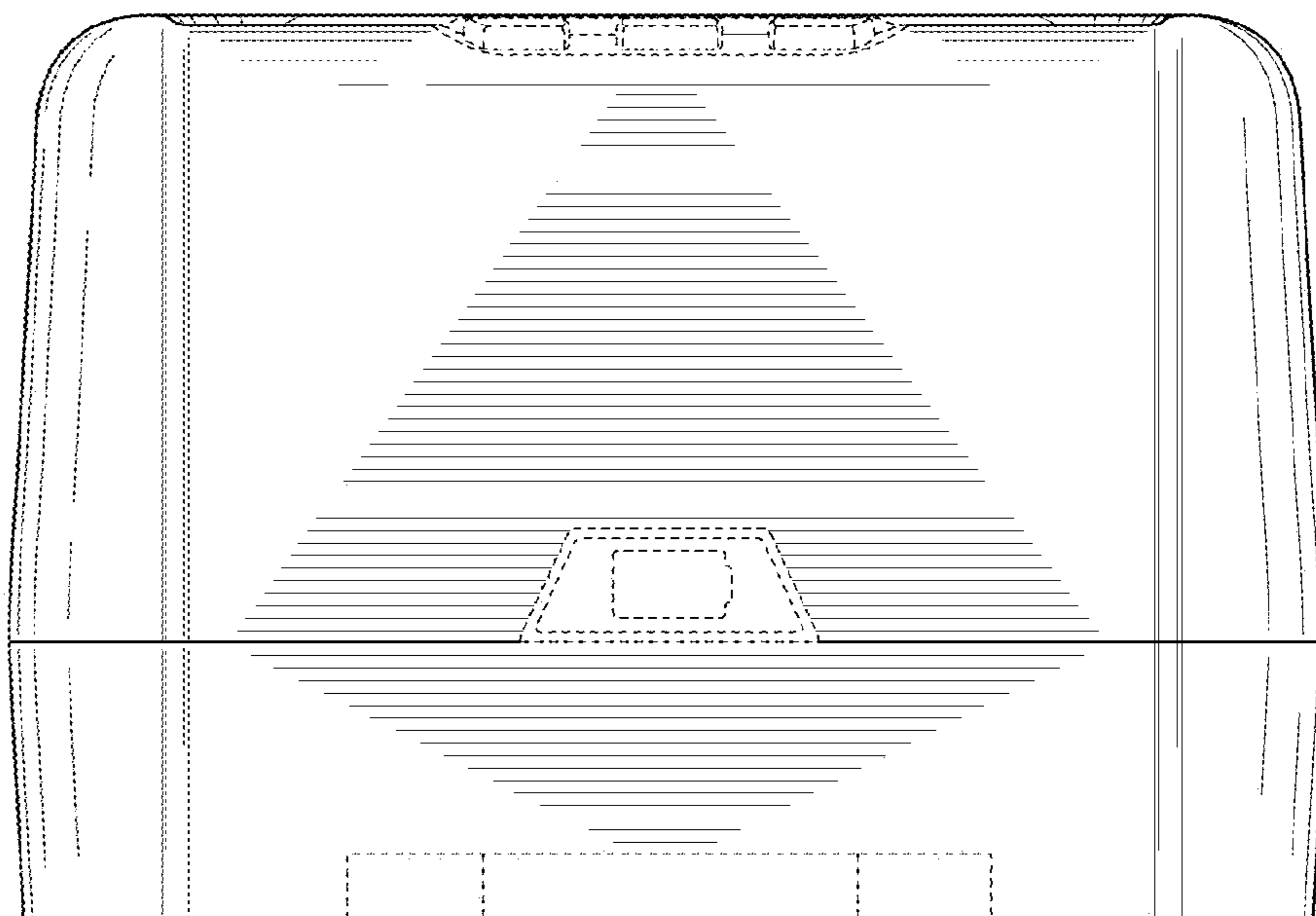


FIG. 7