

US00D765588S

(12) **United States Design Patent** (10) **Patent No.:** **US D765,588 S**
Iwasaki (45) **Date of Patent:** **** Sep. 6, 2016**

(54) **TIRE FOR AUTOMOBILE**
(71) Applicant: **SUMITOMO RUBBER INDUSTRIES, LTD.**, Kobe-shi, Hyogo (JP)
(72) Inventor: **Satoshi Iwasaki**, Kobe (JP)
(73) Assignee: **SUMITOMO RUBBER INDUSTRIES, LTD.**, Kobe-Shi (JP)

D595,220 S * 6/2009 Maxwell D12/590
D666,554 S * 9/2012 Yonetsu D12/585
D669,024 S 10/2012 Oji
D676,801 S * 2/2013 Scheifele D12/587
D709,820 S * 7/2014 Rohweder D12/586
D738,295 S * 9/2015 Kanamura D12/585
D742,811 S * 11/2015 Fujioka D12/600
D748,050 S * 1/2016 Schuessler D12/601
2014/0230980 A1 * 8/2014 Guichon B60C 11/0327
152/209.18
2015/0231928 A1 * 8/2015 Sato B60C 11/03
152/209.18

(**) Term: **14 Years**

* cited by examiner

(21) Appl. No.: **29/486,106**

Primary Examiner — George D Kirschbaum

(22) Filed: **Mar. 26, 2014**

Assistant Examiner — Jennifer Watkins

(30) **Foreign Application Priority Data**

(74) *Attorney, Agent, or Firm* — Birch, Stewart, Kolasch & Birch, LLP

Oct. 7, 2013 (JP) 2013-023455

(51) **LOC (10) Cl.** **12-15**

(52) **U.S. Cl.**
USPC **D12/603**

(58) **Field of Classification Search**
USPC D12/568–603
CPC ... B60C 11/0306; B60C 11/04; B60C 11/12;
B60C 11/13; B60C 11/11; B60C 11/005;
B60C 11/1307; B60C 1/0016; B60C
2011/1213

See application file for complete search history.

(56) **References Cited**

U.S. PATENT DOCUMENTS

5,240,053 A * 8/1993 Baumhofer B60C 11/0306
152/209.22
D479,188 S * 9/2003 Hutz D12/588
D534,116 S * 12/2006 Dumigan D12/583

(57) **CLAIM**

The ornamental design for a tire for automobile, as shown and described.

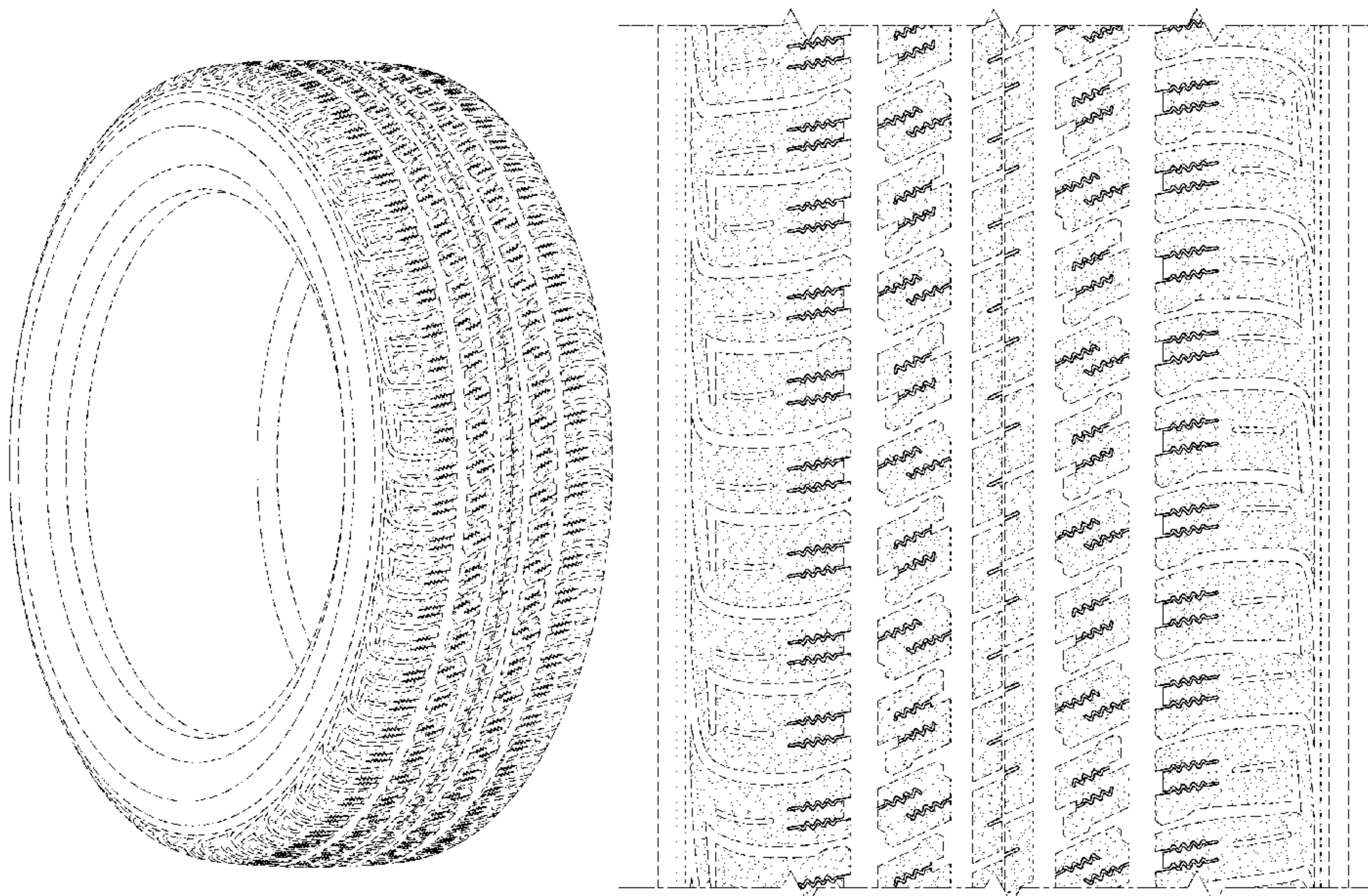
DESCRIPTION

FIG. 1 is a front, left perspective view of a tire for automobile showing my new design;
FIG. 2 is a front view thereof;
FIG. 3 is a left side view thereof;
FIG. 4 is a rear view thereof;
FIG. 5 is a right side view thereof; and,
FIG. 6 is a partial enlarged view of FIG. 2.

The top view and the bottom view are the same as the front view.

In the drawings, the broken lines showing the sidewall, inner bead peripheral boundary and portions of the tread depict portions of a tire for automobile that form no part of the claimed design.

1 Claim, 6 Drawing Sheets



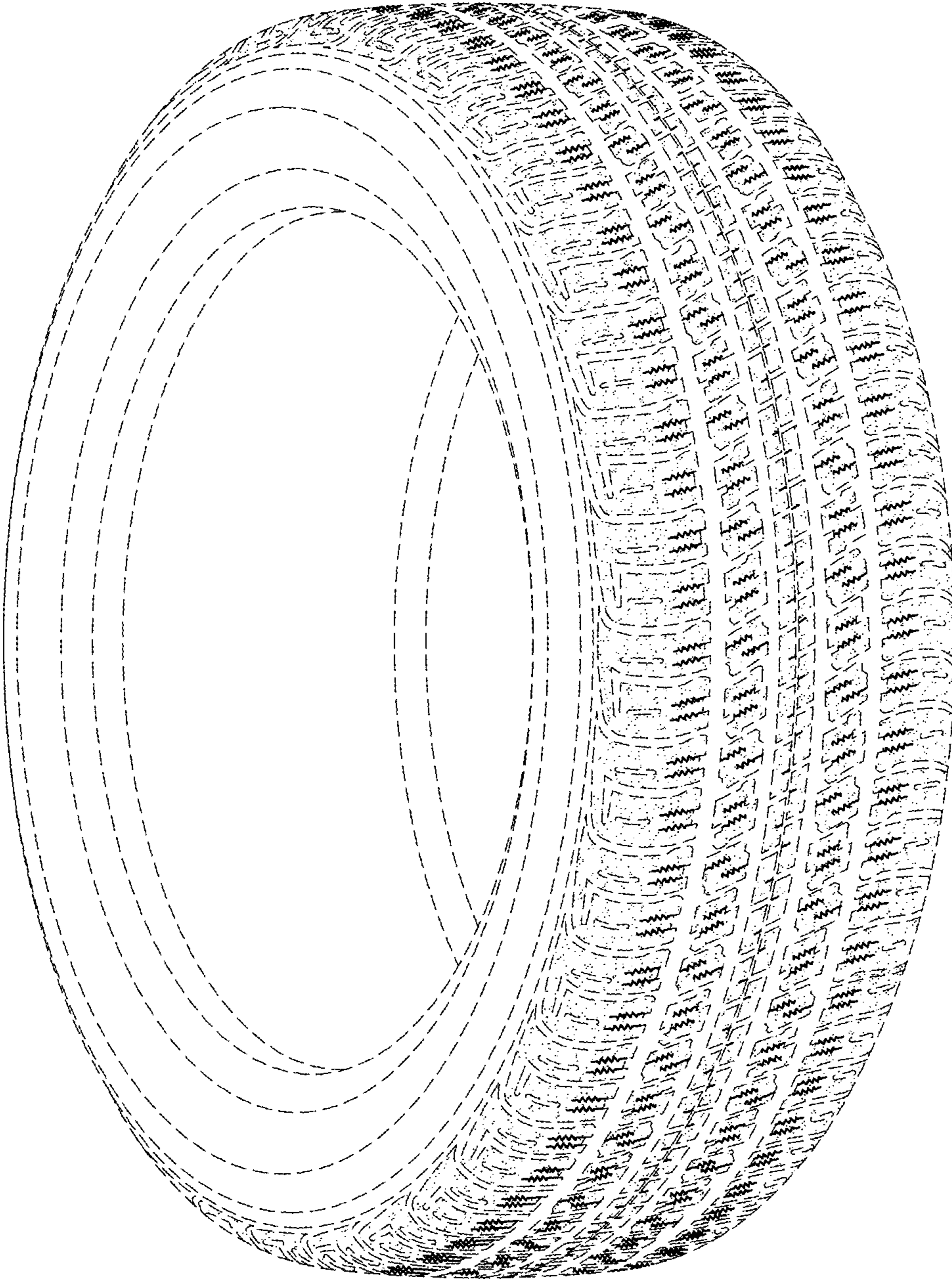


FIG.1




FIG. 2

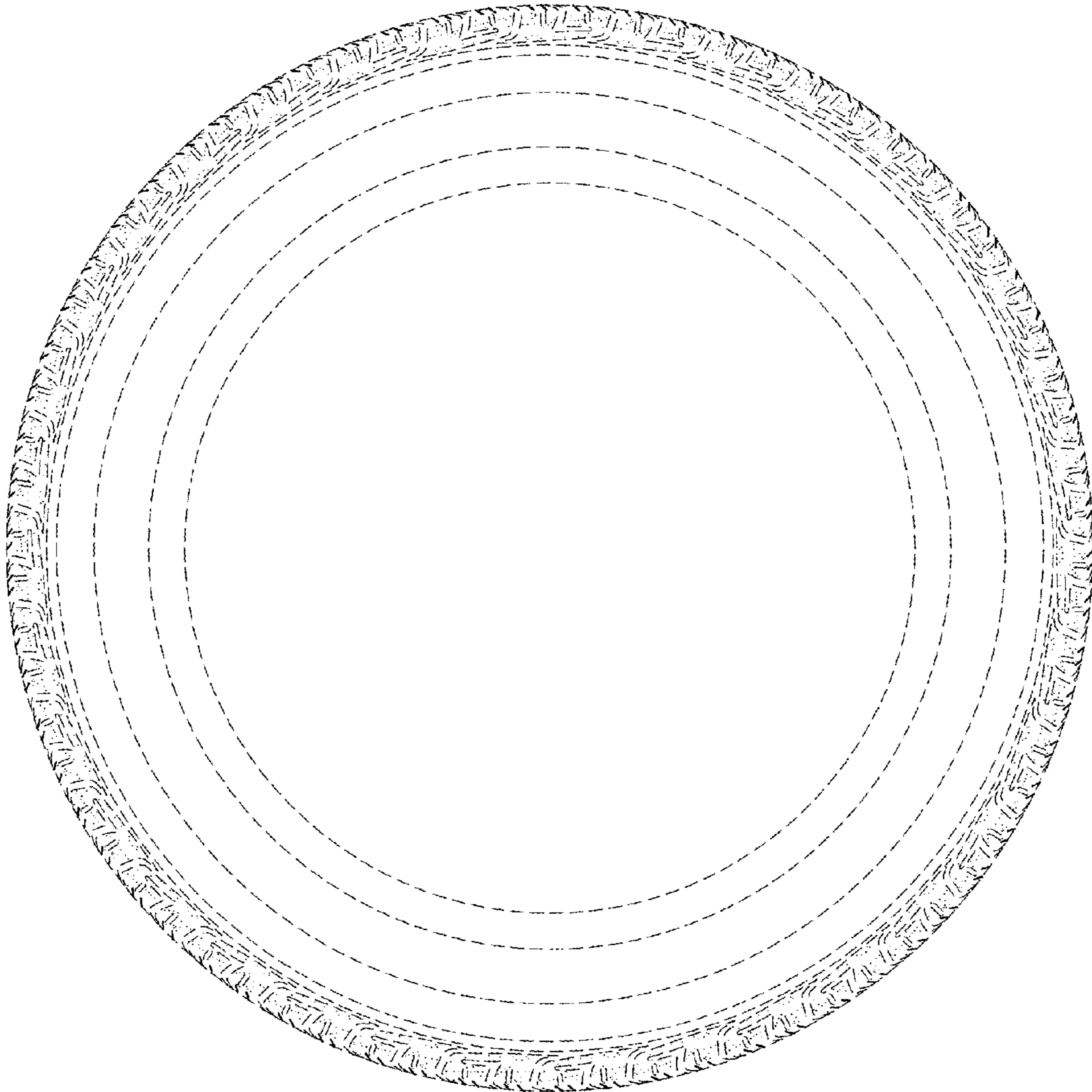


FIG.3




FIG.4

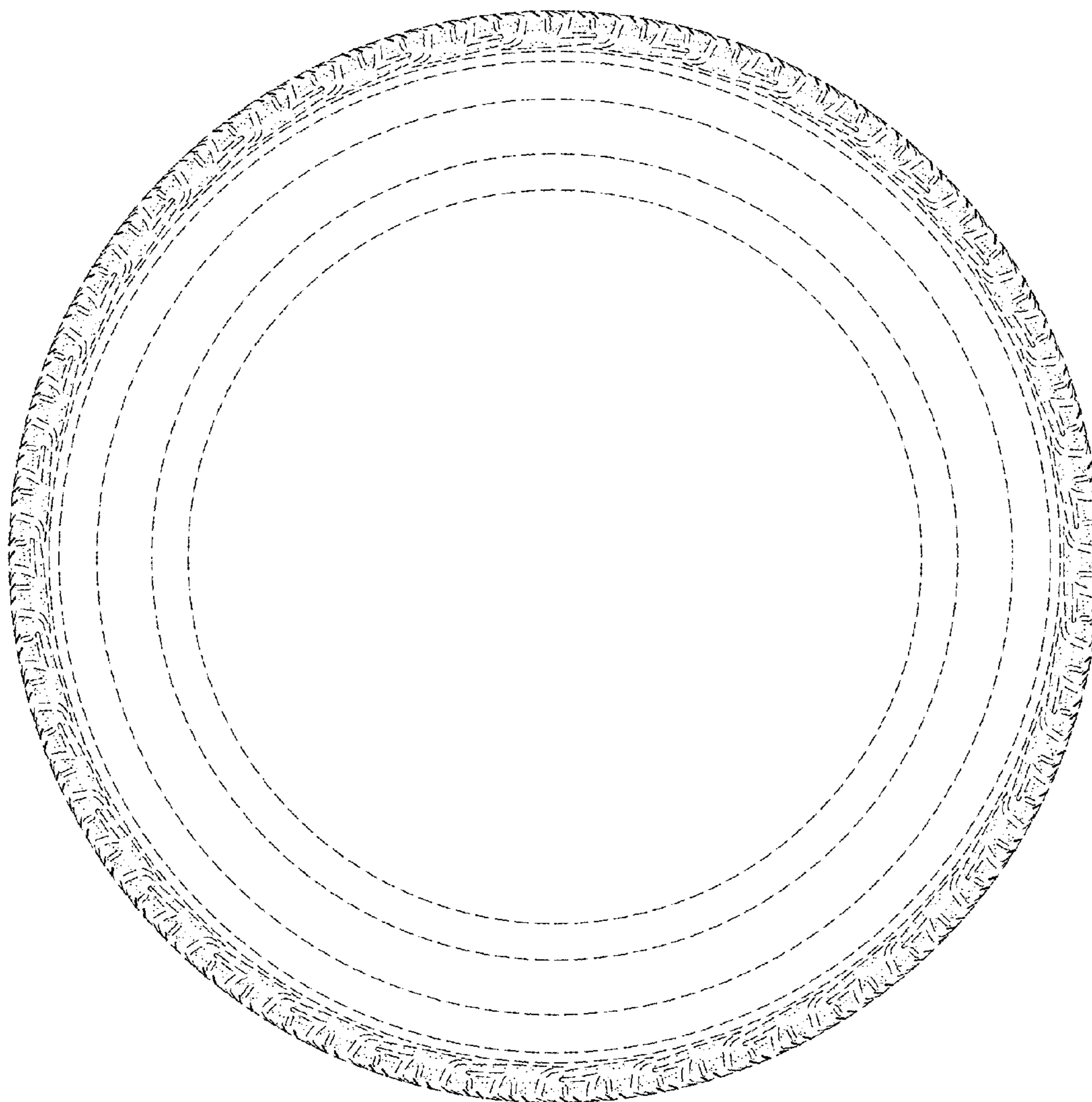


FIG.5




FIG.6