



US00D765586S

(12) **United States Design Patent**
Garrett et al.

(10) **Patent No.:** **US D765,586 S**

(45) **Date of Patent:** **** Sep. 6, 2016**

(54) **TIRE TREAD**

(71) Applicants: **COMPAGNIE GENERALE DES ETABLISSEMENTS MICHELIN**, Clermont-Ferrand (FR); **MICHELIN RECHERCHE et TECHNIQUE S.A.**, Granges-Paccot (CH)

(72) Inventors: **James F. Garrett**, Simpsonville, SC (US); **Kai Chun Yang**, McLean, VA (US); **Charles McPillan**, Simpsonville, SC (US)

(73) Assignees: **MICHELIN RECHERCHE et TECHNIQUE S.A.**, Granges-Paccot (CH); **COMPAGNIE GENERALE DES ETABLISSEMENTS MICHELIN**, Clermont-Ferrand (FR)

(**) Term: **14 Years**

(21) Appl. No.: **29/512,315**

(22) Filed: **Dec. 18, 2014**

(51) **LOC (10) Cl.** **12-15**

(52) **U.S. Cl.**
USPC **D12/602**

(58) **Field of Classification Search**
USPC D12/550–568, 580–604, 900
CPC B60C 1/0016; B60C 11/0306; B60C 11/0302

See application file for complete search history.

(56) **References Cited**

U.S. PATENT DOCUMENTS

D354,027 S	1/1995	Grosskopf	
D379,607 S	6/1997	Lurois et al.	
D383,713 S	9/1997	Grosskopf	
D389,105 S	1/1998	Lurois et al.	
D399,461 S	10/1998	Lurois et al.	
D423,421 S *	4/2000	Young	D12/559
D428,836 S	8/2000	Grosskopf et al.	

D460,404 S	7/2002	Janjareh et al.	
D499,375 S	12/2004	Gordon et al.	
D598,370 S *	8/2009	Beha	D12/583
D606,931 S	12/2009	Radulescu et al.	
D637,147 S *	5/2011	Buchinger-Barnstorf ...	D12/543
D642,974 S *	8/2011	Koshio	D12/588
D644,598 S *	9/2011	Yokomakura	D12/586
D729,152 S *	5/2015	Rolland	D12/583
D730,813 S *	6/2015	Yamamoto	D12/583
D733,638 S *	7/2015	Takahashi	D12/533
D740,744 S *	10/2015	Krier	D12/583

(Continued)

OTHER PUBLICATIONS

Nanco D902 9 Tire found online [Dec. 15, 2015] <http://www.sears.com/nanco-d902-9-14.5lt-f-12-tl/p-09553273000P>.*

(Continued)

Primary Examiner — Robert M Spear

Assistant Examiner — John A Voytek

(74) *Attorney, Agent, or Firm* — Dority & Manning, P.A.

(57) **CLAIM**

The ornamental design for a tire tread, as shown and described.

DESCRIPTION

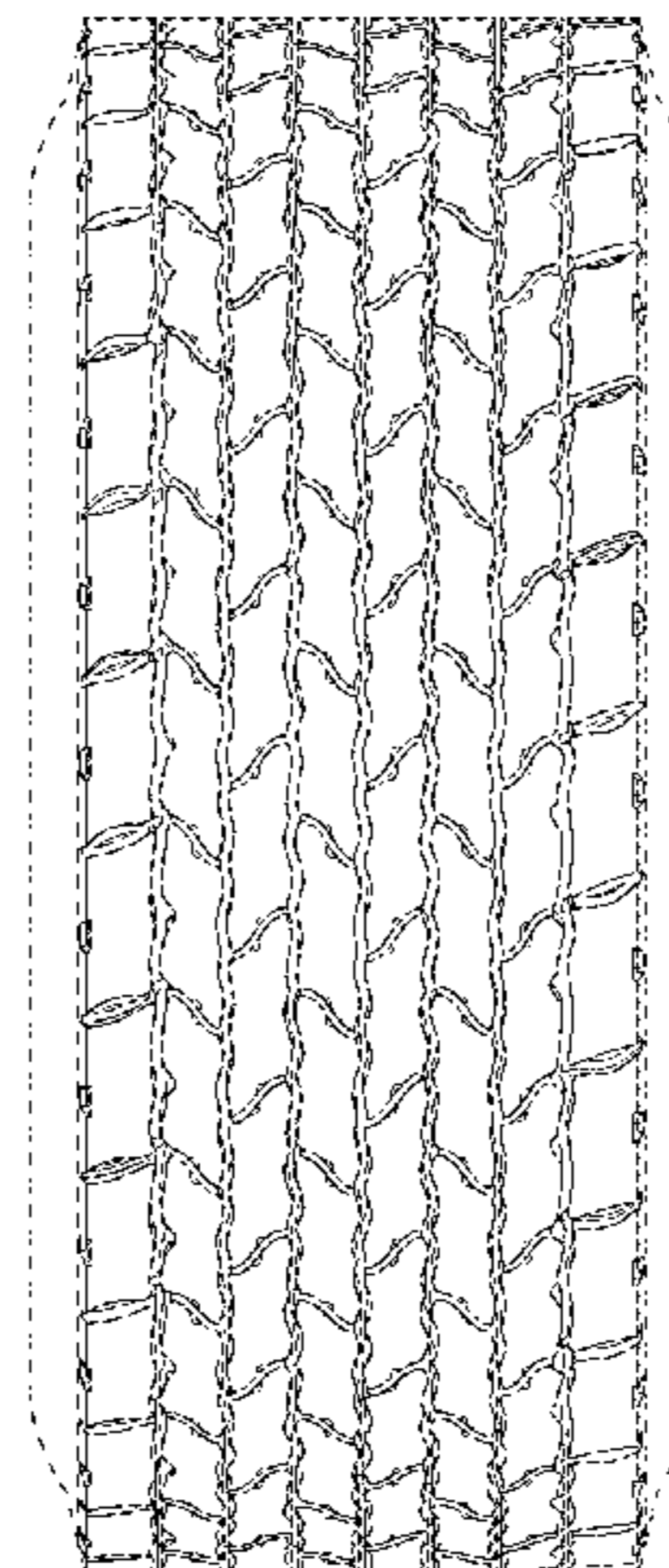
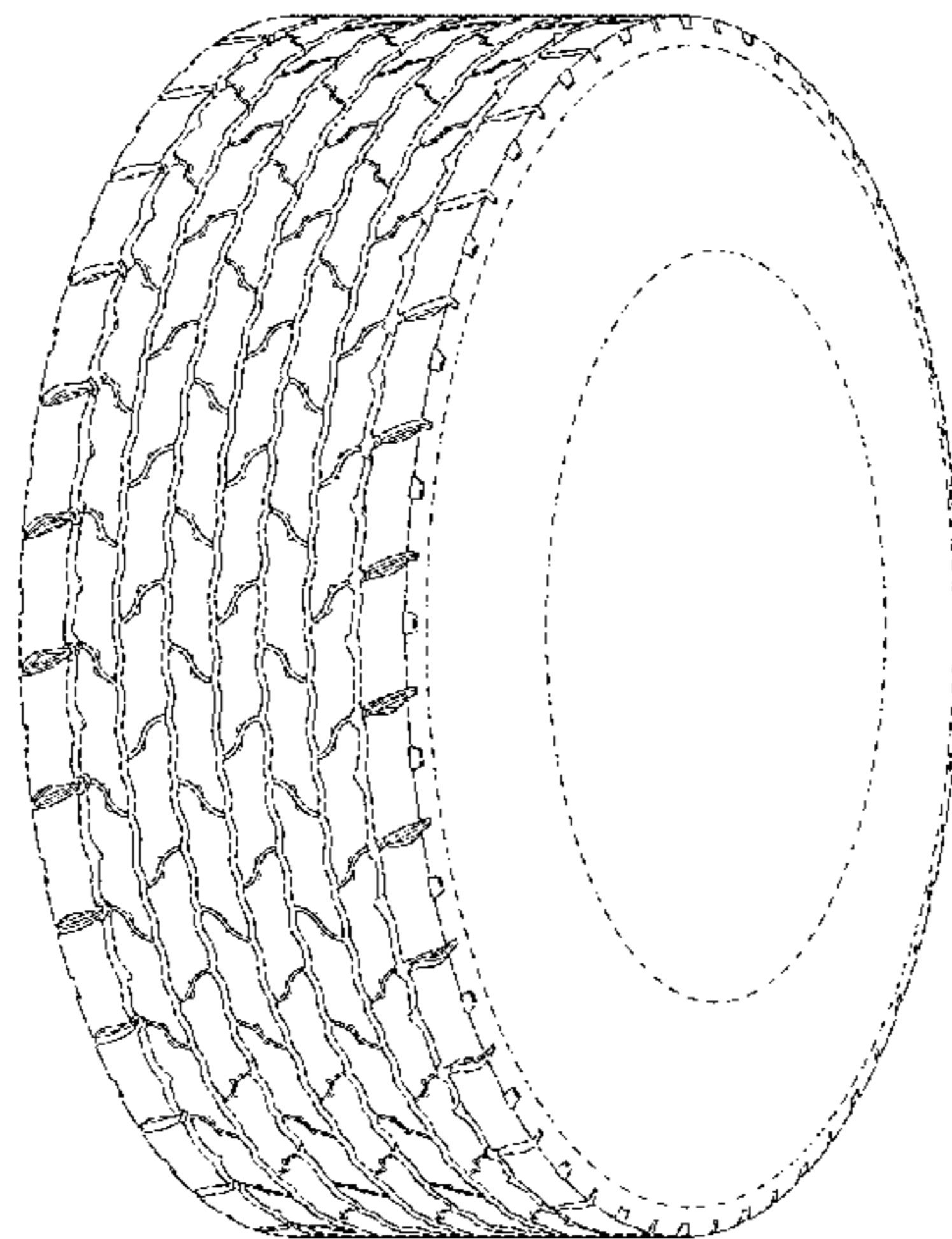
FIG. 1 is a perspective view of a tire tread showing our new design, it being understood that the tread pattern repeats circumferentially throughout the outer circumference and shoulder of the tire, the opposite side perspective being identical thereto;

FIG. 2 is a front elevation view thereof; and,

FIG. 3 is a side elevation view of the right side thereof, the left side elevation being identical thereto.

In the drawings, the circumferential groove portions of the tire tread have the depth as shown along the top and bottom edges of FIG. 2. In the drawings, the broken line disclosure of the tire sidewall and inner bead depicts environmental structure and forms no part of the claimed design.

1 Claim, 3 Drawing Sheets



US D765,586 S

Page 2

(56)

References Cited

U.S. PATENT DOCUMENTS

D743,327 S * 11/2015 Schimmoeller D12/588
D744,409 S * 12/2015 Krier D12/583

OTHER PUBLICATIONS

www.allopneus.com, Bridgestone R166 435/50R19.5 160 J 2 pages,
at least as early as Dec. 15, 2014.
Previously filed Design U.S. Appl. No. 29/416,804, filed Mar. 27,
2012.

* cited by examiner

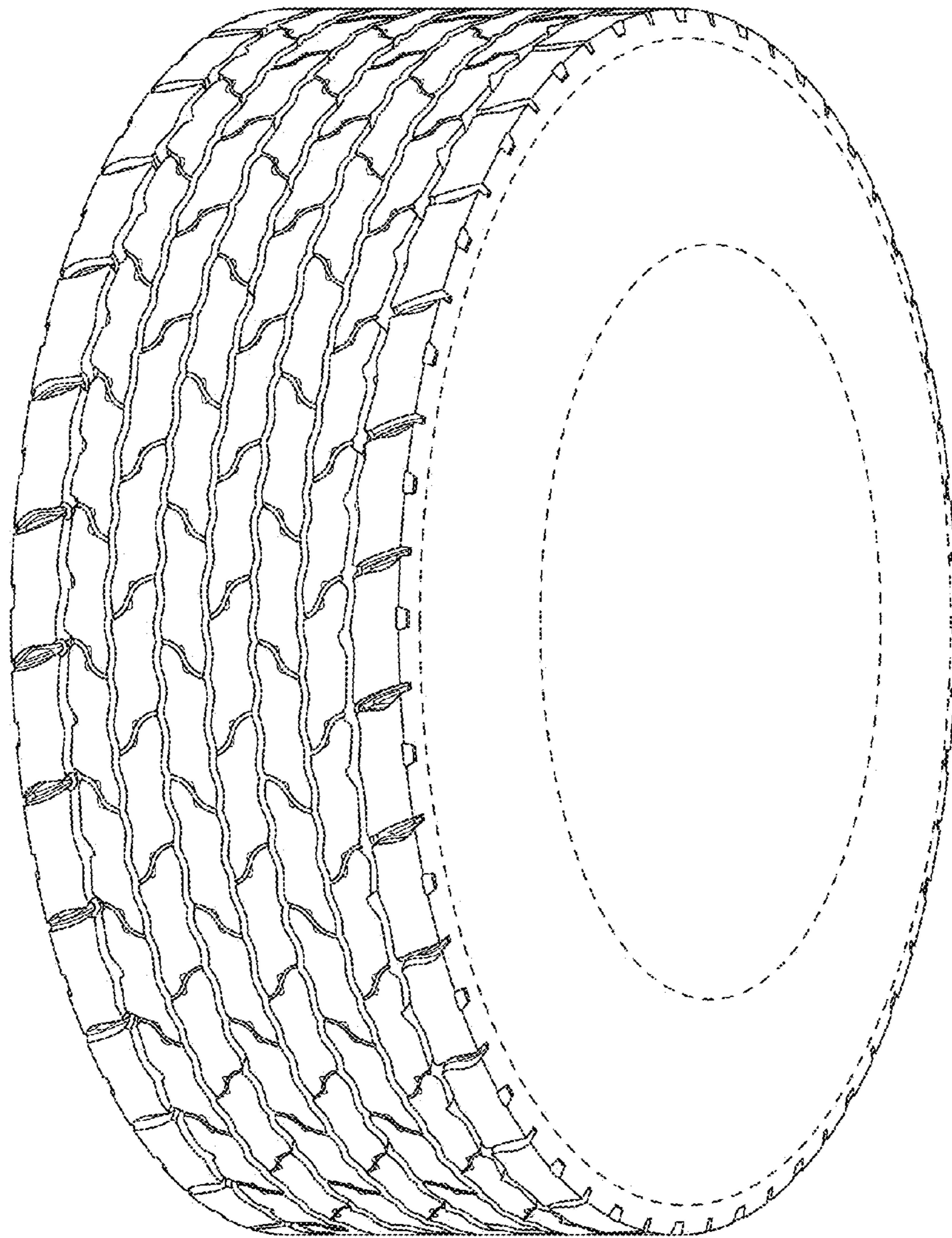


FIG. 1

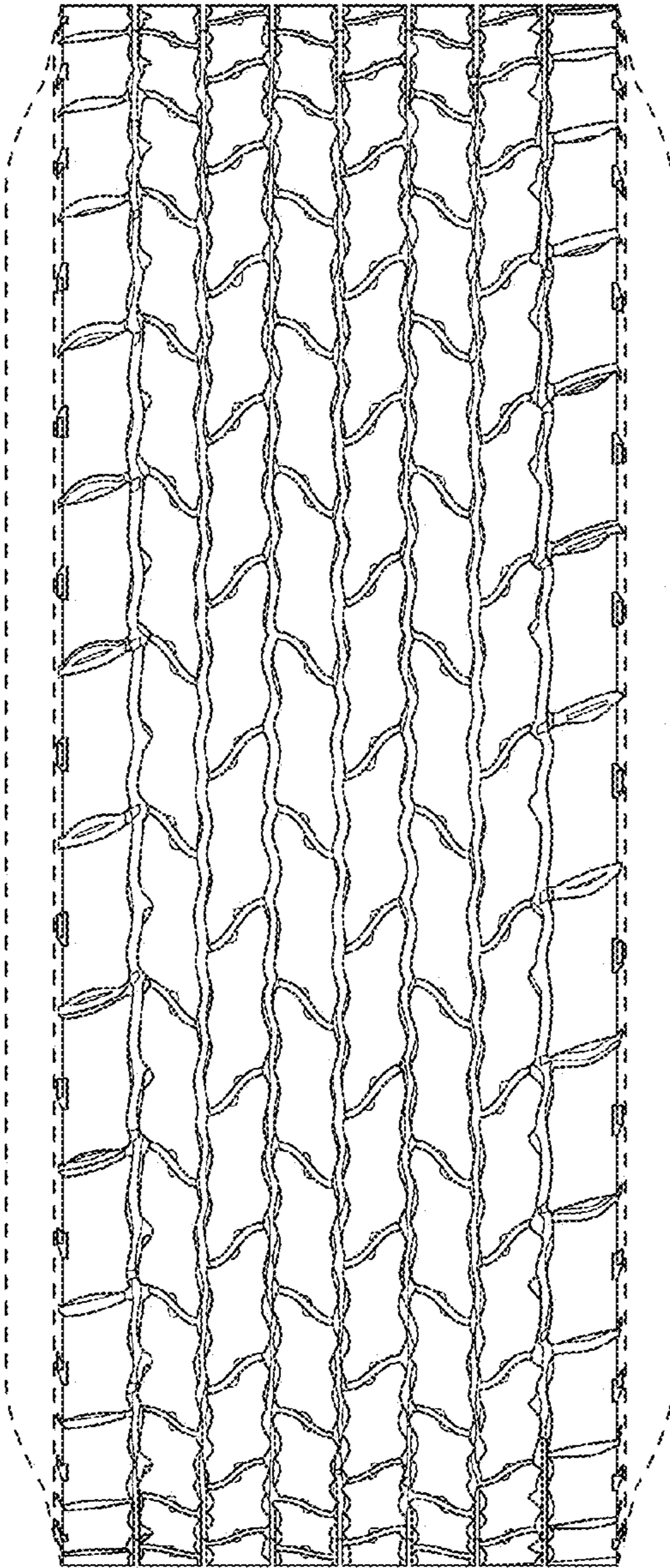


FIG. 2

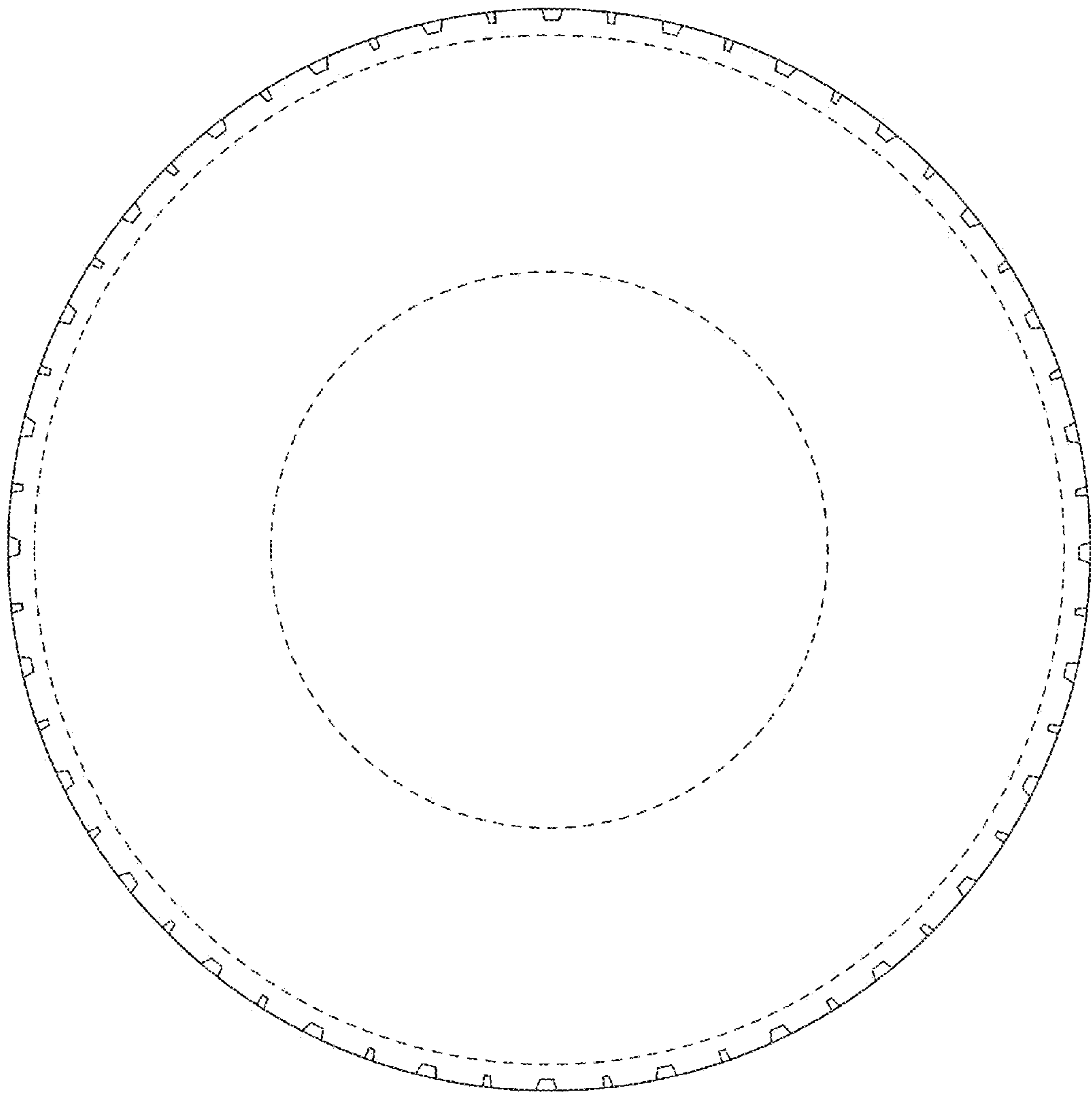


FIG. 3