



US00D765583S

(12) **United States Design Patent** (10) **Patent No.:** **US D765,583 S**
Wang et al. (45) **Date of Patent:** **** Sep. 6, 2016**

(54) **TIRE**

- (71) Applicant: **Shandong Linglong Tyre Co., Ltd.**,
Zhaoyuan (CN)
- (72) Inventors: **Feng Wang**, Zhaoyuan (CN); **Haiyi Zhang**, Zhaoyuan (CN); **Changqing Yu**, Zhaoyuan (CN); **Haitao Sui**, Zhaoyuan (CN); **Xiaogang Ma**, Zhaoyuan (CN); **Tongjun Jiang**, Shulan (CN)
- (73) Assignee: **SHANDONG LINGLONG TYRE CO., LTD.**, Zhaoyuan (CN)
- (**) Term: **15 Years**
- (21) Appl. No.: **29/526,949**
- (22) Filed: **May 14, 2015**
- (51) **LOC (10) Cl.** **12-15**
- (52) **U.S. Cl.**
USPC **D12/596; D12/579; D12/594**
- (58) **Field of Classification Search**
USPC **D12/568-604, 900**
CPC **B60C 1/0016; B60C 11/0306; B60C 11/0302; B60C 3/06; B60C 9/17**
See application file for complete search history.

(56) **References Cited**

U.S. PATENT DOCUMENTS

D410,420 S *	6/1999	de Barsy	D12/600
D485,232 S *	1/2004	Nakamura	D12/596
D520,443 S *	5/2006	Yamaura	D12/596
D533,498 S *	12/2006	Scheuren	D12/553
D637,142 S *	5/2011	Nicolas	D12/579
D637,149 S *	5/2011	Yamaguchi	D12/579
D754,590 S *	4/2016	Kristen	D12/580

* cited by examiner

Primary Examiner — Robert M Spear

Assistant Examiner — John Voytek

(74) *Attorney, Agent, or Firm* — CBM Patent Consulting, LLC


(57) **CLAIM**

The ornamental design for a tire, as shown and described.

DESCRIPTION

FIG. 1 is a top view of a tire showing my new design;
 FIG. 2 is a bottom view thereof;
 FIG. 3 is a front view thereof;
 FIG. 4 is a rear view thereof;
 FIG. 5 is a left side elevational view thereof;
 FIG. 6 is a right side elevational view thereof; and,
 FIG. 7 is a perspective view thereof.

1 Claim, 6 Drawing Sheets






FIG. 1




FIG. 2




FIG. 3




FIG. 4




FIG. 5




FIG. 6



FIG. 7