



US00D765572S

(12) **United States Design Patent**  
**Umehara**

(10) **Patent No.:** **US D765,572 S**

(45) **Date of Patent:** **\*\* Sep. 6, 2016**

(54) **WHEEL**

(71) Applicant: **Honda Access Corp.**, Niiza-shi,  
Saitama (JP)

(72) Inventor: **Masaru Umehara**, Niiza (JP)

(73) Assignee: **HONDA ACCESS CORP.**, Niiza-shi  
(JP)

(\*\*) Term: **15 Years**

(21) Appl. No.: **29/536,061**

(22) Filed: **Aug. 13, 2015**

(30) **Foreign Application Priority Data**

May 5, 2015 (CN) ..... 2015 3 0127540

(51) **LOC (10) Cl.** ..... **12-16**

(52) **U.S. Cl.**  
USPC ..... **D12/209**

(58) **Field of Classification Search**

USPC ..... D12/204-213  
CPC ..... B60B 7/00; B60B 7/02; B60B 7/04;  
B60B 7/01; B60B 7/06; B60B 3/02; B60B  
3/04; B60B 3/06; B60B 3/10; B60B 1/00;  
B60B 1/08; B60B 1/10; B60B 1/12  
See application file for complete search history.

(56) **References Cited**

**U.S. PATENT DOCUMENTS**

D438,163 S \* 2/2001 Langerer ..... D12/211  
D526,610 S \* 8/2006 Muzzarelli ..... D12/211

D528,958 S \* 9/2006 Kim ..... D12/209  
D566,641 S \* 4/2008 Fuligni ..... D12/211  
D621,767 S \* 8/2010 Ectors ..... D12/209  
D660,217 S \* 5/2012 Nissl ..... D12/209  
D686,130 S \* 7/2013 Elmitt ..... D12/209  
D720,272 S \* 12/2014 Rueckheim ..... D12/209  
D730,795 S \* 6/2015 Mays ..... D12/209  
D743,865 S \* 11/2015 Rueckheim ..... D12/209  
D751,965 S \* 3/2016 Tanaka ..... D12/209  
D756,883 S \* 5/2016 Valencia Pollex ..... D12/211

\* cited by examiner

*Primary Examiner* — Stacia Cadmus

(74) *Attorney, Agent, or Firm* — Westerman, Hattori,  
Daniels & Adrian, LLP

(57) **CLAIM**

The ornamental design for a wheel, as shown and described.

**DESCRIPTION**

FIG. 1 is a front perspective view of a wheel;  
FIG. 2 is a rear perspective view of the wheel;  
FIG. 3 is a front view of the wheel;  
FIG. 4 is a rear view of the wheel;  
FIG. 5 is a top plan view of the wheel;  
FIG. 6 is a bottom plan view of the wheel;  
FIG. 7 is a left side view of the wheel;  
FIG. 8 is a right side view of the wheel; and,  
FIG. 9 is an enlarged partial view of the wheel set forth in  
FIG. 1.

**1 Claim, 5 Drawing Sheets**







FIG.1




FIG.2




FIG.3




FIG.4




FIG.5




FIG.6




FIG. 7




FIG. 8




FIG.9