



US00D76550S

(12) **United States Design Patent** (10) **Patent No.:** **US D765,550 S**
Paz (45) **Date of Patent:** **** Sep. 6, 2016**

(54) **BICYCLE RACK**
(71) Applicant: **LANDSCAPE FORMS, INC.**,
Kalamazoo, MI (US)
(72) Inventor: **Francisco Gomez Paz**, Milan (IT)
(73) Assignee: **LANDSCAPE FORMS, INC.**,
Kalamazoo, MI (US)
(**) Term: **14 Years**
(21) Appl. No.: **29/519,502**
(22) Filed: **Mar. 5, 2015**
(51) **LOC (10) Cl.** **12-11**
(52) **U.S. Cl.**
USPC **D12/115**
(58) **Field of Classification Search**
USPC D12/115, 120, 402, 406, 407; D8/18,
D8/38
CPC B62H 3/00; B62H 3/04; B62H 3/08;
B62H 3/10; B60R 9/06; B60R 9/10
See application file for complete search history.

(56) **References Cited**
U.S. PATENT DOCUMENTS
D341,342 S * 11/1993 Pook D12/115
D345,874 S * 4/1994 Muller D6/716.3
D408,763 S * 4/1999 Graber D12/115
D408,764 S * 4/1999 Graber D12/115

D409,118 S * 5/1999 Graber D12/115
D535,683 S * 1/2007 Kessinger D8/18
D571,581 S * 6/2008 Weimer D6/717
D585,793 S * 2/2009 Skalka D12/115
D613,646 S * 4/2010 Schwartz D12/115
D620,845 S * 8/2010 Scholtz D12/115
D632,616 S * 2/2011 Lohr D12/115
D648,658 S * 11/2011 Soto D12/115
D658,551 S * 5/2012 Skalka D12/115
D697,837 S * 1/2014 Kirn D12/115
D722,921 S * 2/2015 Skalka D12/115
D733,512 S * 7/2015 Hille D8/38
D735,091 S * 7/2015 Slaughenhaupt D12/115

* cited by examiner

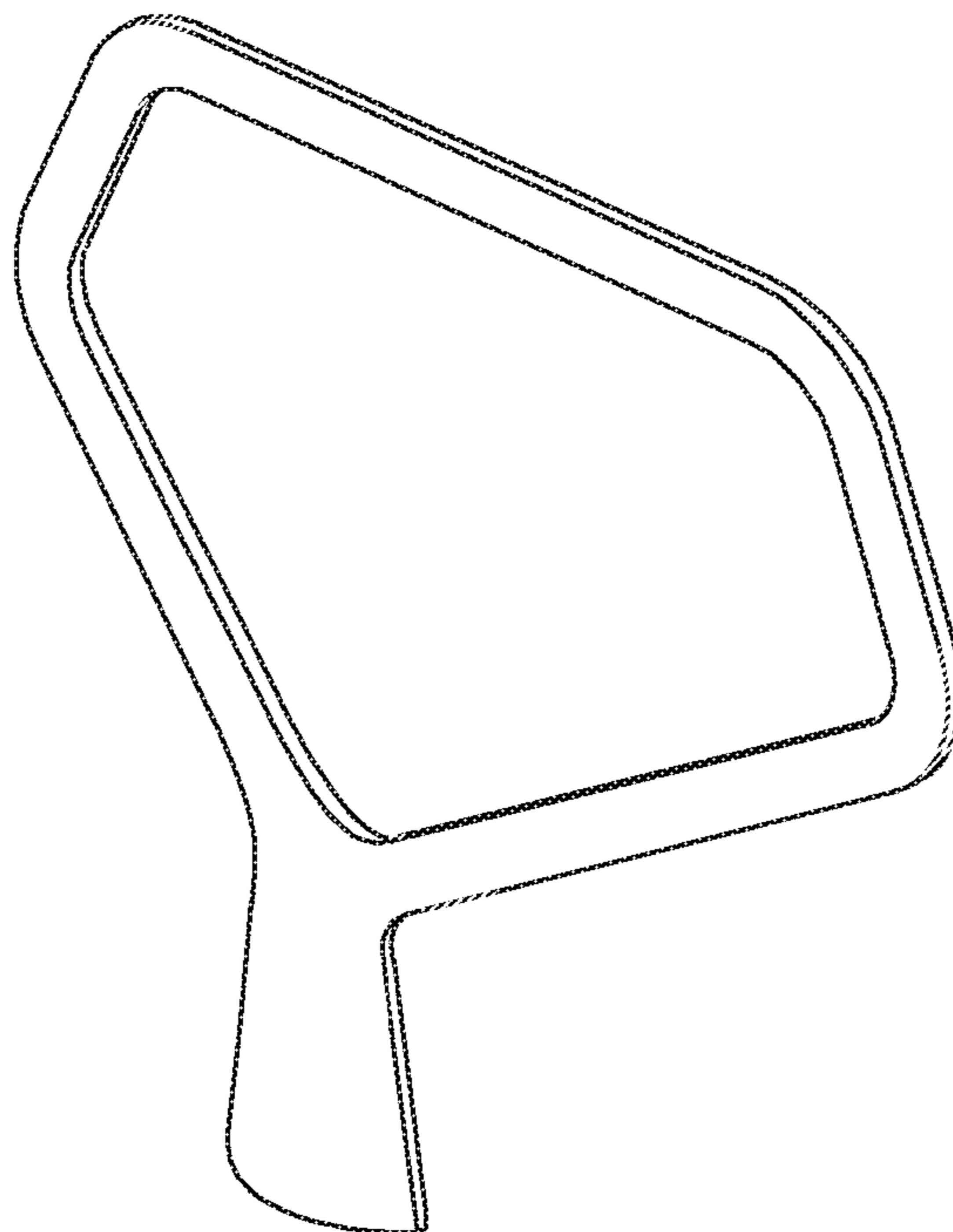
Primary Examiner — George D Kirschbaum
Assistant Examiner — Clese Moore, Jr.
(74) *Attorney, Agent, or Firm* — Heslin Rothenberg Farley
& Mesiti P.C.

(57) **CLAIM**
The ornamental design for a bicycle rack, as shown and
described.

DESCRIPTION

FIG. 1 is a perspective view of the bicycle rack of the present
invention;
FIG. 2 is a front elevation view thereof, the rear elevation
view being a mirror image thereof;
FIG. 3 is a top plan view thereof;
FIG. 4 is a right side elevation view thereof; and,
FIG. 5 is a left side elevation view thereof.

1 Claim, 5 Drawing Sheets



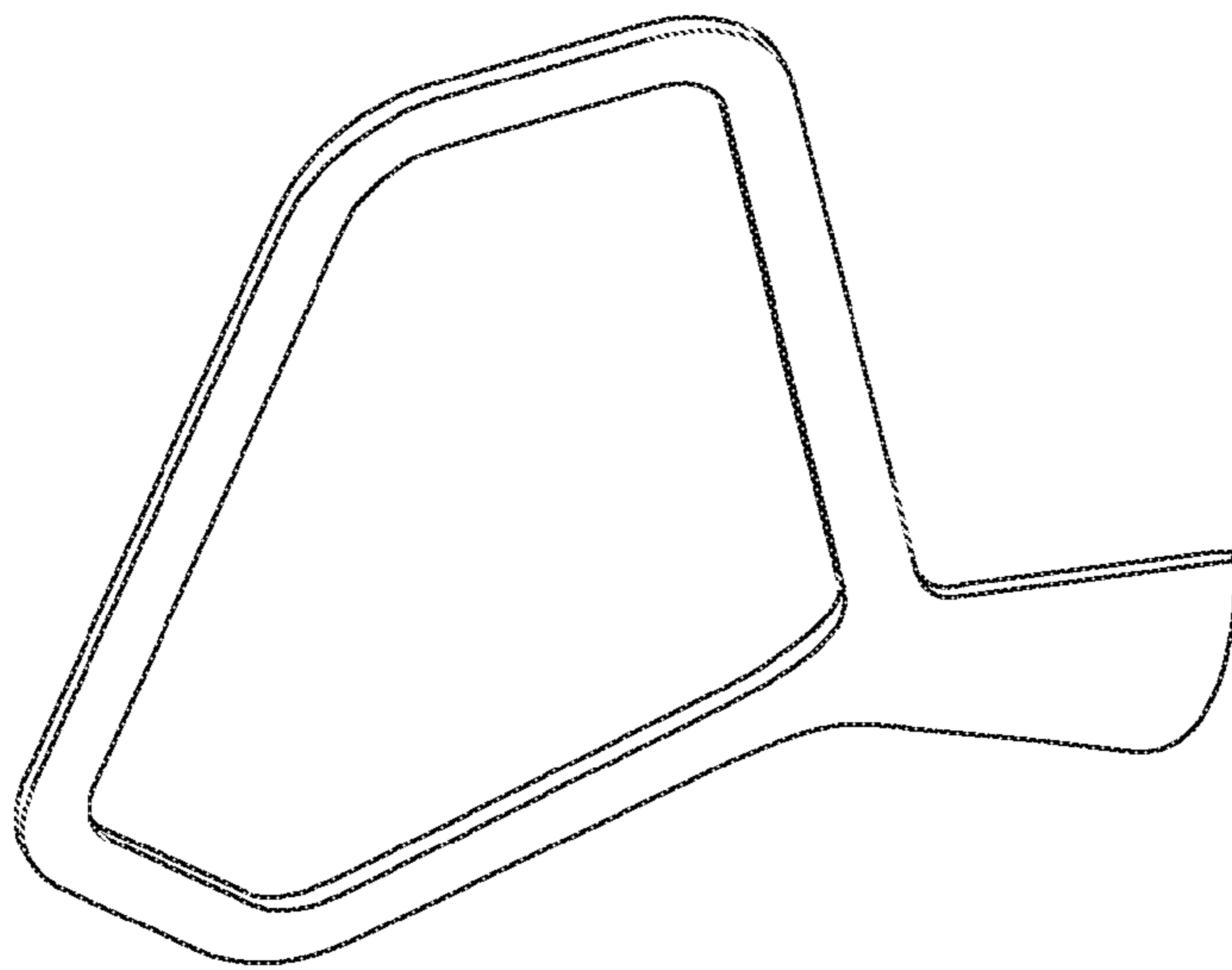


FIGURE 1

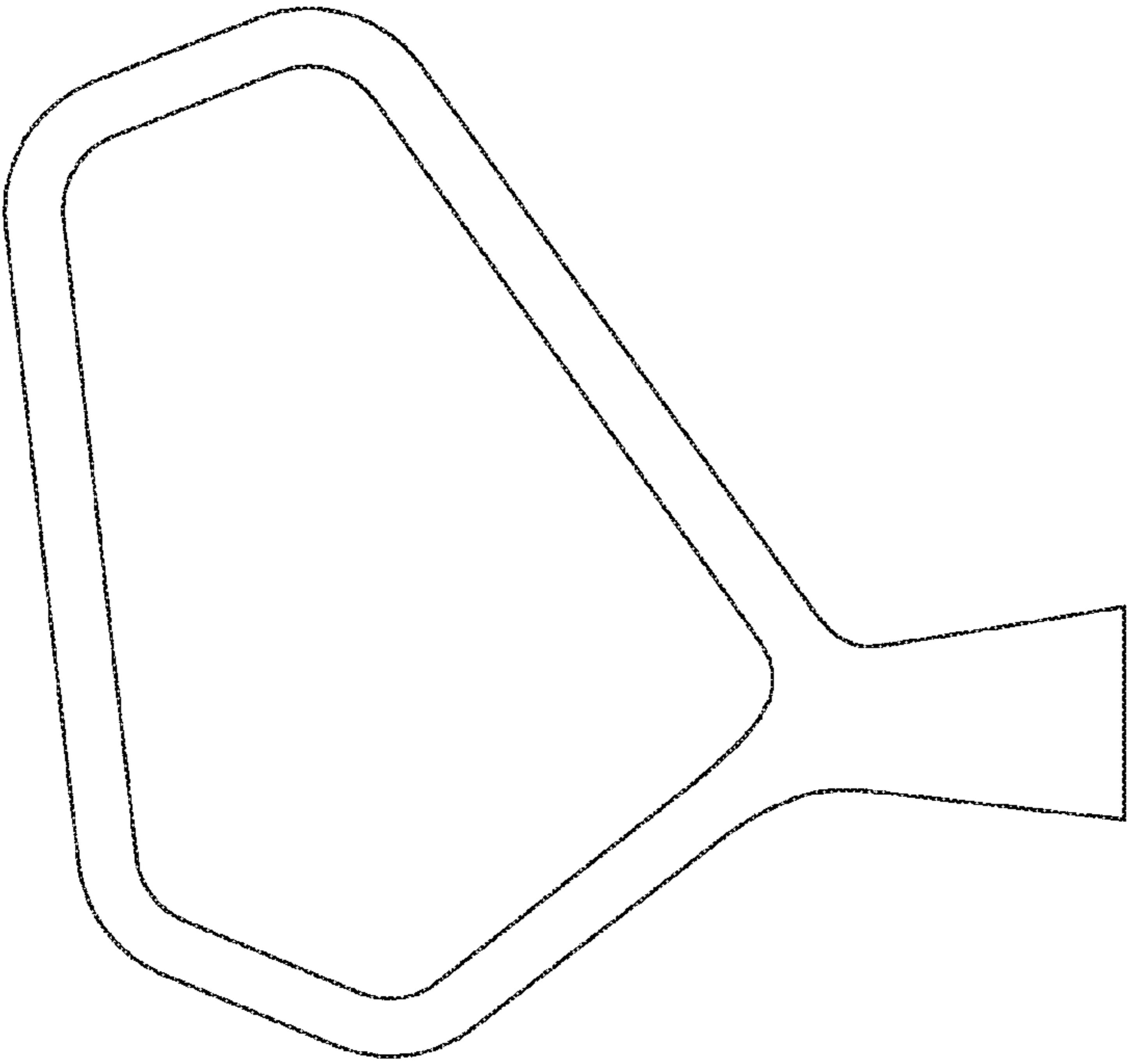


FIGURE 2

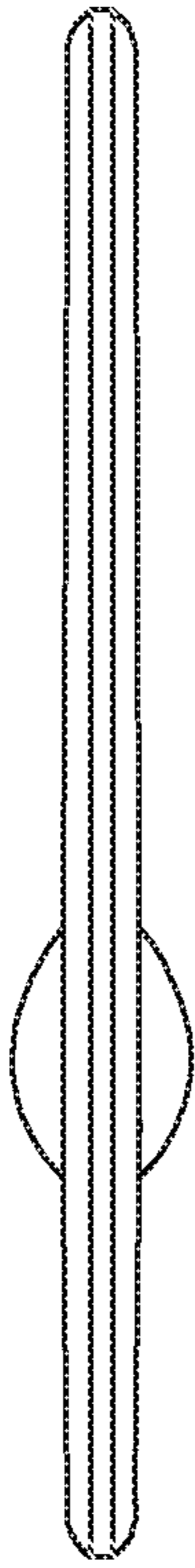


FIGURE 3




FIGURE 4

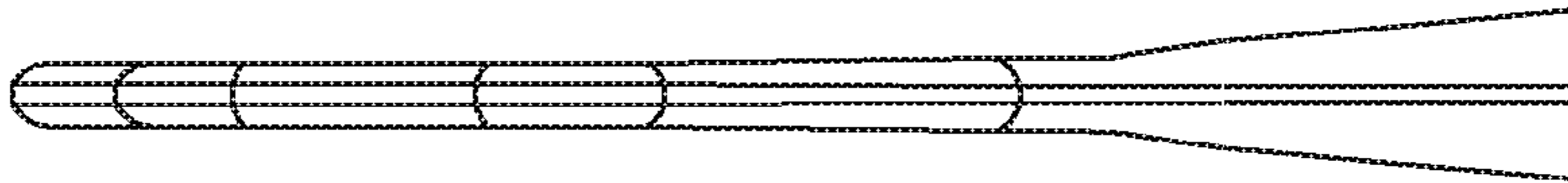


FIGURE 5

UNITED STATES PATENT AND TRADEMARK OFFICE
CERTIFICATE OF CORRECTION

PATENT NO. : D765,550 S
APPLICATION NO. : 29/519502
DATED : September 6, 2016
INVENTOR(S) : Paz

Page 1 of 6

It is certified that error appears in the above-identified patent and that said Letters Patent is hereby corrected as shown below:

Please delete Patent D765,550 S in its entirety and insert Patent D765,550 S in its entirety as shown on the attached pages

Signed and Sealed this
Ninth Day of May, 2017



Michelle K. Lee
Director of the United States Patent and Trademark Office

(12) **United States Design Patent** (10) Patent No.: **US D765,550 S**
Paz (45) Date of Patent: **** Sep. 6, 2016**

(54) **BICYCLE RACK**
 (71) Applicant: **LANDSCAPE FORMS, INC.**,
 Kalamazoo, MI (US)
 (72) Inventor: **Francisco Gomez Paz**, Milan (IT)
 (73) Assignee: **LANDSCAPE FORMS, INC.**,
 Kalamazoo, MI (US)
 (**) Term: **14 Years**
 (21) Appl. No.: **29/519,502**
 (22) Filed: **Mar. 5, 2015**
 (51) **LOC (10) Cl.** **12-11**
 (52) **U.S. Cl.**
 USPC **D12/115**
 (58) **Field of Classification Search**
 USPC D12/115, 120, 402, 406, 407; D8/18, 38
 CPC ... B62H 3/00; B62H 3/04; B62H 3/08; B62H
 3/10; B60R 9/06; B60R 9/10
 See application file for complete search history.

(56) **References Cited**
 U.S. PATENT DOCUMENTS
 D341,342 S * 11/1993 Pook D12/115
 D345,874 S * 4/1994 Muller D6/716.3
 D408,763 S * 4/1999 Graber D12/115
 D408,764 S * 4/1999 Graber D12/115
 D409,118 S * 5/1999 Graber D12/115

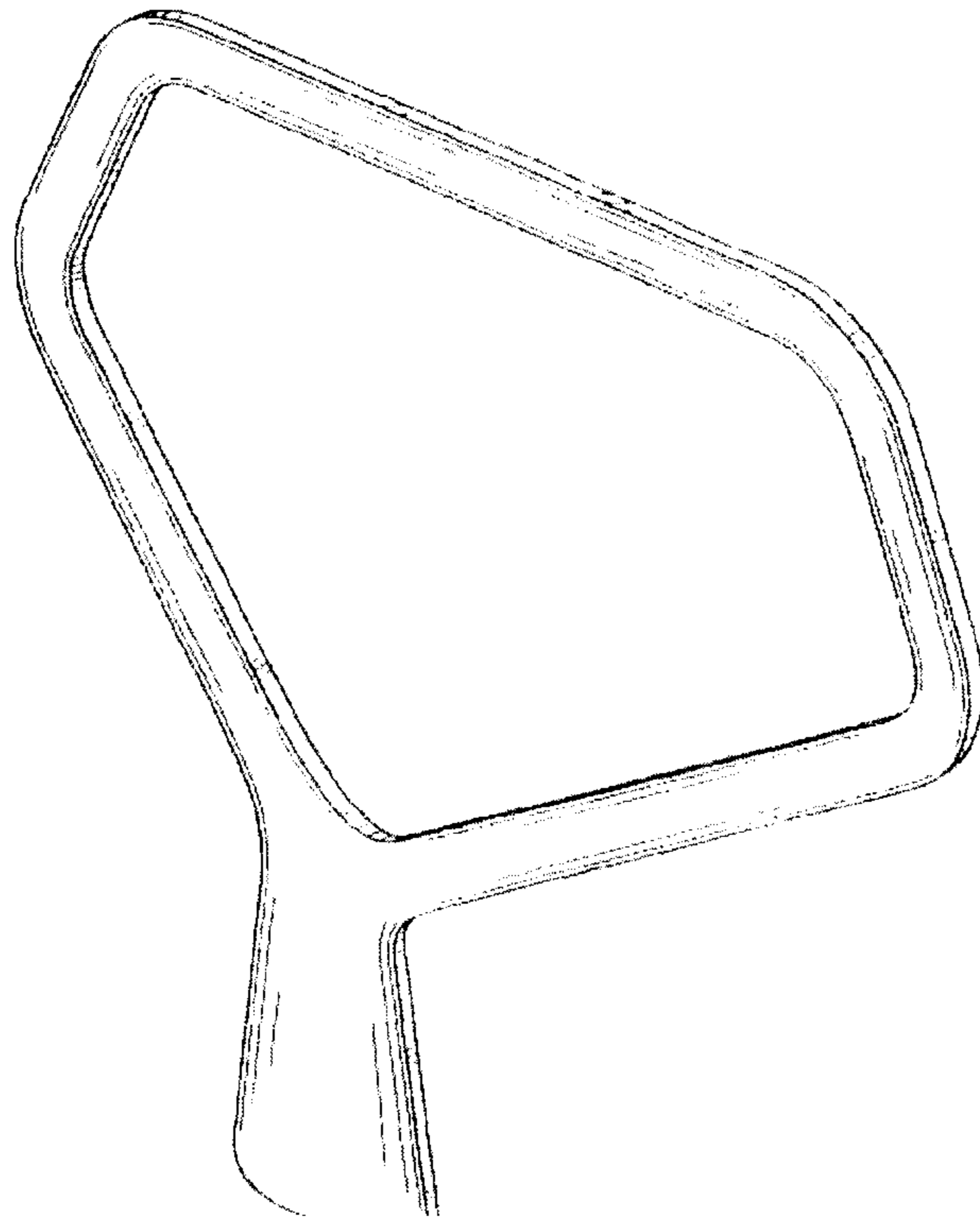
D535,683 S * 1/2007 Kessinger D8/18
 D571,581 S * 6/2008 Weimer D6/717
 D585,793 S * 2/2009 Skalka D12/115
 D613,646 S * 4/2010 Schwartz D12/115
 D620,845 S * 8/2010 Scholtz D12/115
 D632,616 S * 2/2011 Lohr D12/115
 D648,658 S * 11/2011 Soto D12/115
 D658,551 S * 5/2012 Skalka D12/115
 D697,837 S * 1/2014 Kirn D12/115
 D722,921 S * 2/2015 Skalka D12/115
 D733,512 S * 7/2015 Hille D8/38
 D735,091 S * 7/2015 Slaughenhaupt D12/115

* cited by examiner
 Primary Examiner -- George D Kirschbaum
 Assistant Examiner -- Clese Moore, Jr.
 (74) Attorney, Agent, or Firm -- Heslin Rothenberg
 Farley & Mesiti P.C.

(57) **CLAIM**
 The ornamental design for a bicycle rack, as shown and
 described.

DESCRIPTION
 FIG. 1 is a perspective view of the bicycle rack of the present
 invention;
 FIG. 2 is a front elevation view thereof, the rear elevation
 view being a mirror image thereof;
 FIG. 3 is a top plan view thereof;
 FIG. 4 is a right side elevation view thereof; and,
 FIG. 5 is a left side elevation view thereof.

1 Claim, 4 Drawing Sheets



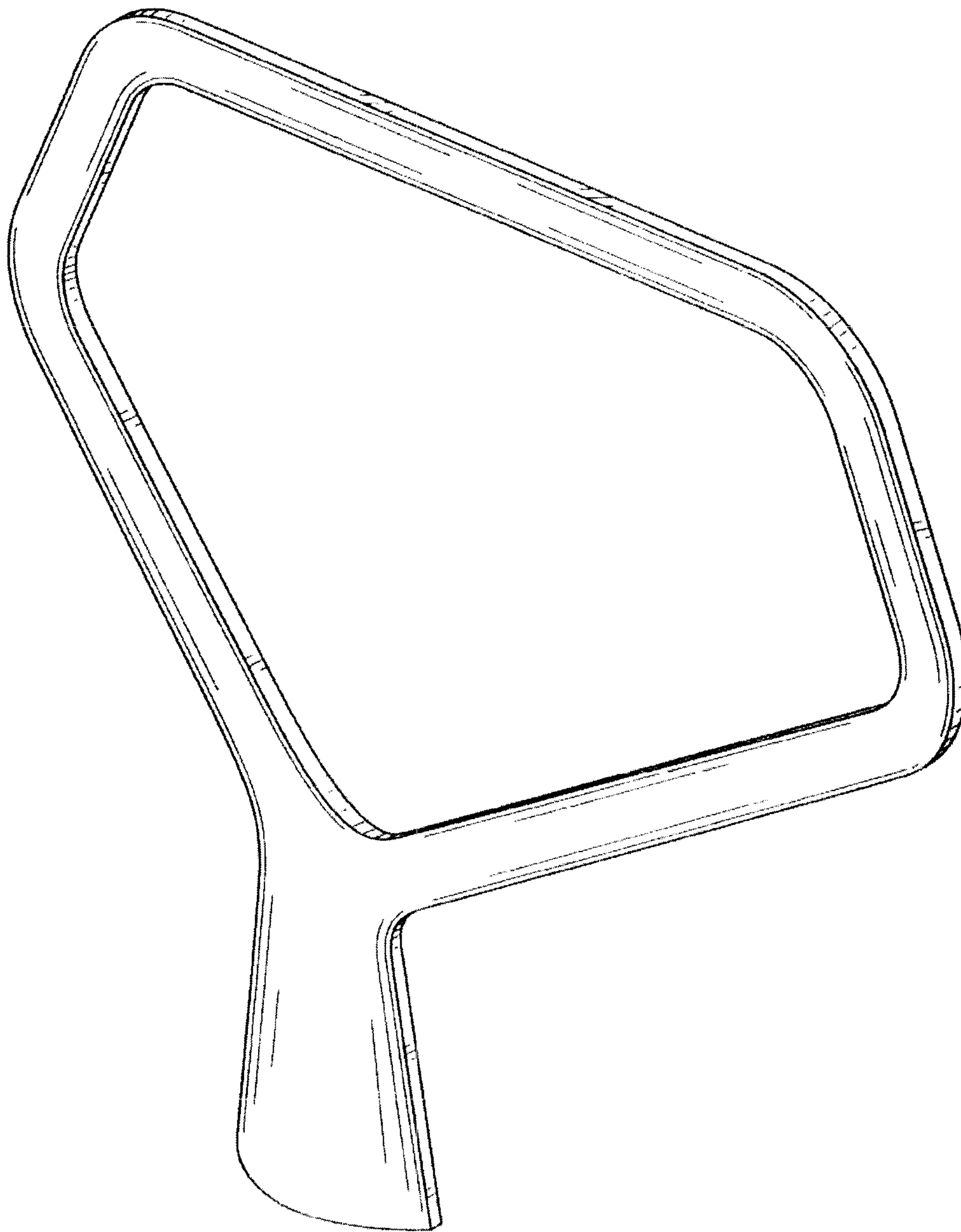


FIG. 1

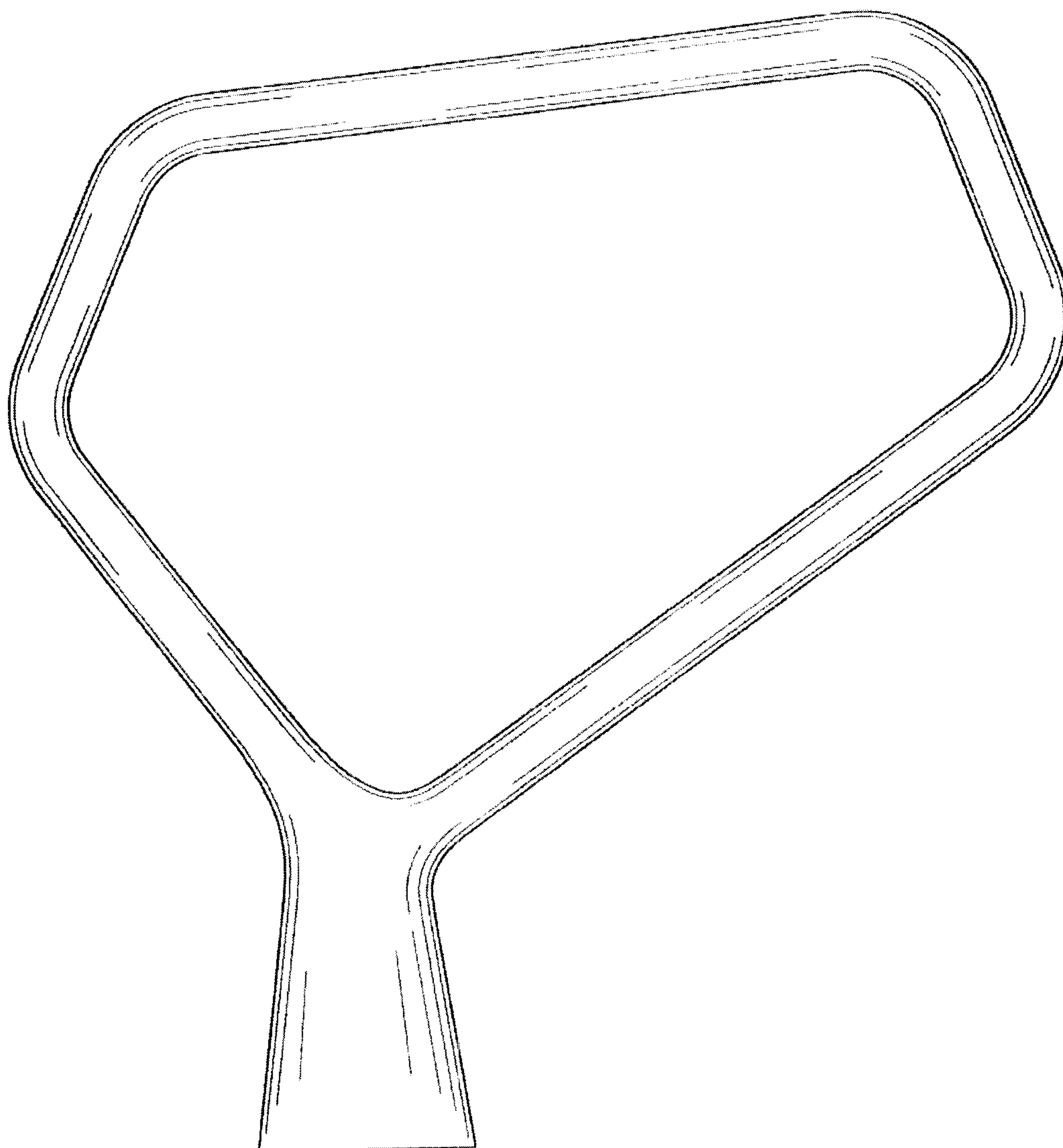


FIG. 2

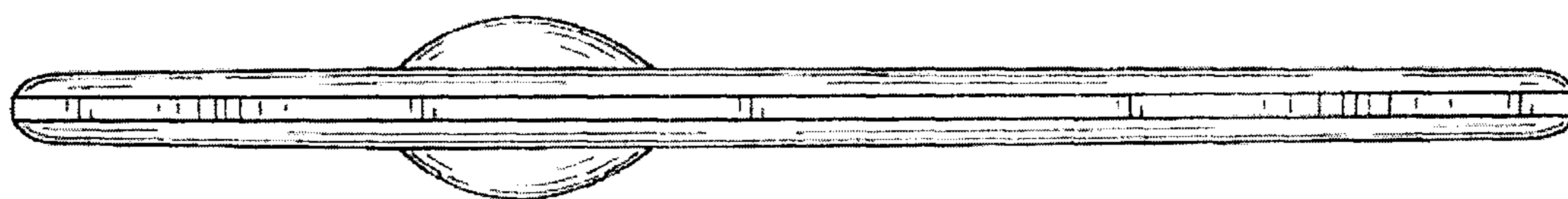


FIG. 3

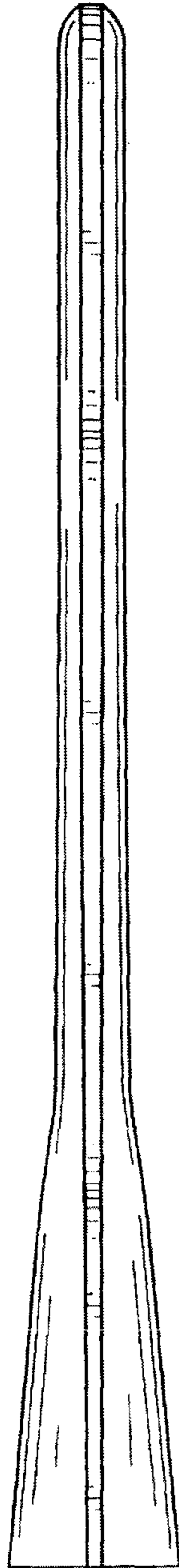


FIG. 4

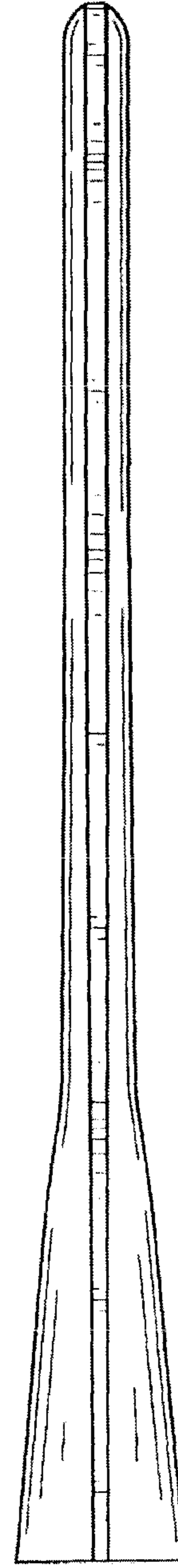


FIG. 5