



US00D765538S

(12) **United States Design Patent**
Goodner et al.

(10) **Patent No.:** **US D765,538 S**
(45) **Date of Patent:** **** Sep. 6, 2016**

(54) **CLASP**
(71) Applicant: **Sunbeam Products, Inc.**, Boca Raton, FL (US)
(72) Inventors: **Douglas Goodner**, Weston, FL (US); **Chan Tze Kiu**, Kowloon (HK)
(73) Assignee: **Sunbeam Products, Inc.**, Boca Raton, FL (US)

D521,893 S * 5/2006 Reidy D11/78.1
D649,866 S * 12/2011 Roehrig D8/349
D703,574 S * 4/2014 Tyson D11/220
9,173,442 B2 * 11/2015 Tyson A41F 1/00

* cited by examiner

Primary Examiner — Zenia Bennett

(74) *Attorney, Agent, or Firm* — Seth M. Blum

(**) Term: **14 Years**

(21) Appl. No.: **29/517,403**

(22) Filed: **Feb. 12, 2015**

(51) **LOC (10) Cl.** **11-01**

(52) **U.S. Cl.**
USPC **D11/87**

(58) **Field of Classification Search**
USPC D11/1-2, 7, 40-44, 46-49, 53, 56, 57,
D11/59-61, 63, 65, 79-83, 86-87, 89-90,
D11/91-92, 99, 101, 106, 114-116,
D11/200-201; 63/3, 3.1, 12-14.9
CPC .. A44C 5/102; A44C 27/006; A44C 15/003;
A44C 15/0045; A44C 7/003
See application file for complete search history.

(56) **References Cited**

U.S. PATENT DOCUMENTS

D295,501 S * 5/1988 Brayford D10/15
D301,017 S * 5/1989 Norman 33/347

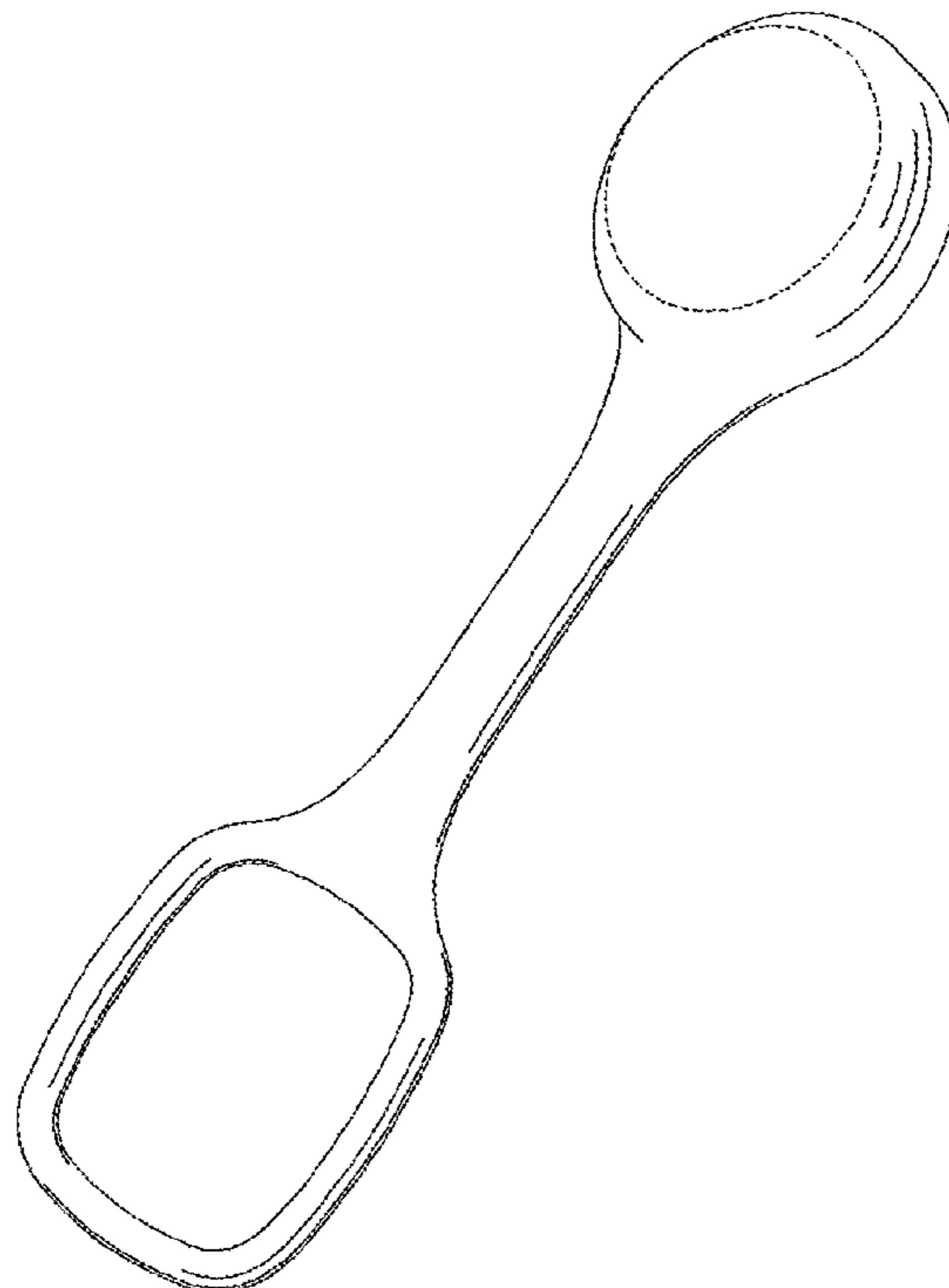
(57) **CLAIM**

The ornamental design for the clasp, as shown and described.

DESCRIPTION

FIG. 1 is a top isometric view of the clasp;
FIG. 2 is a top view thereof;
FIG. 3 is a bottom view thereof;
FIG. 4 is a side view with the opposite side being a mirror thereof;
FIG. 5 is a front view thereof; and,
FIG. 6 is a back view thereof.
The broken lines in the drawings are for illustrative purposes only and form no part of the claimed design.

1 Claim, 3 Drawing Sheets



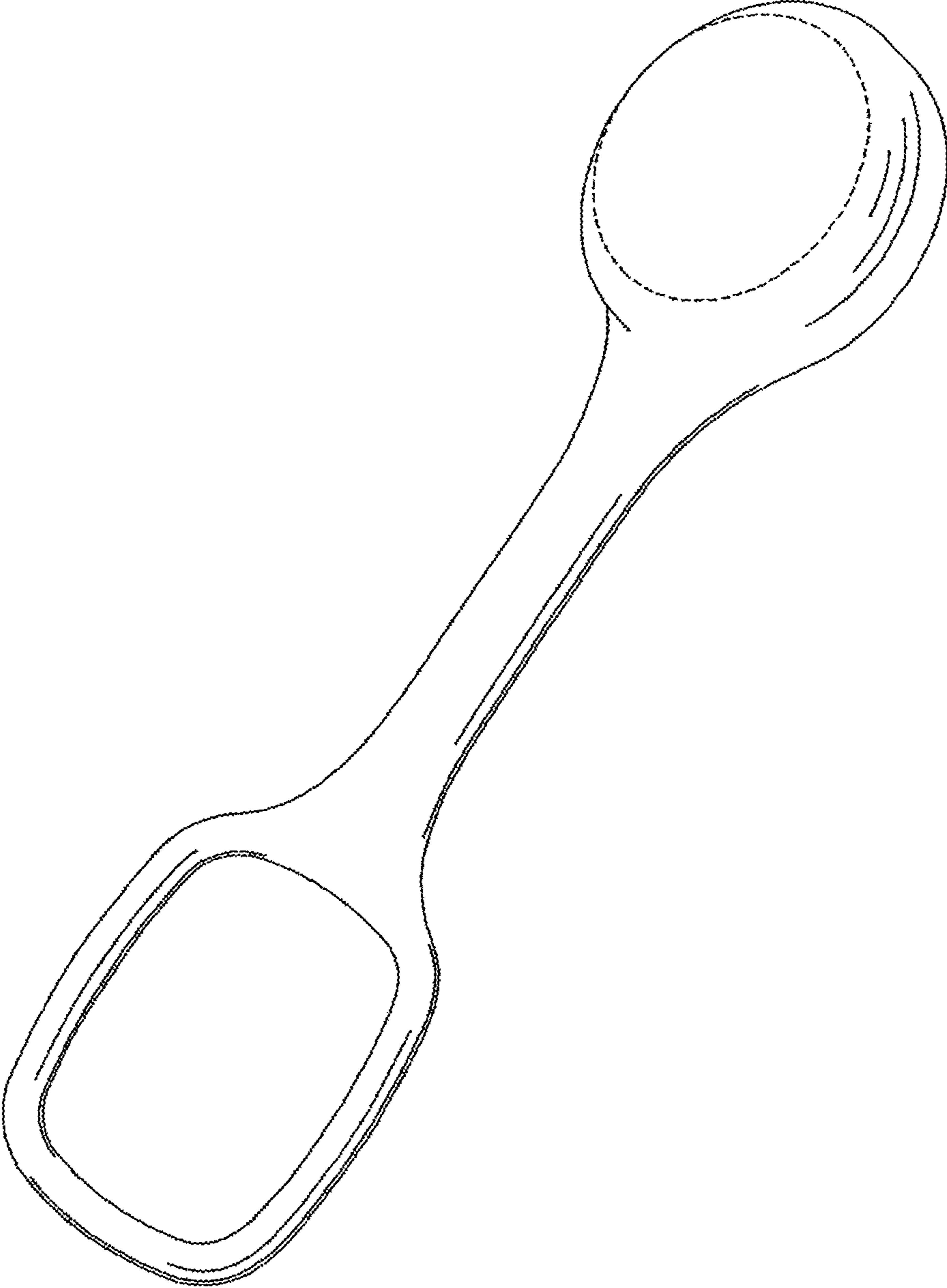


FIG 1

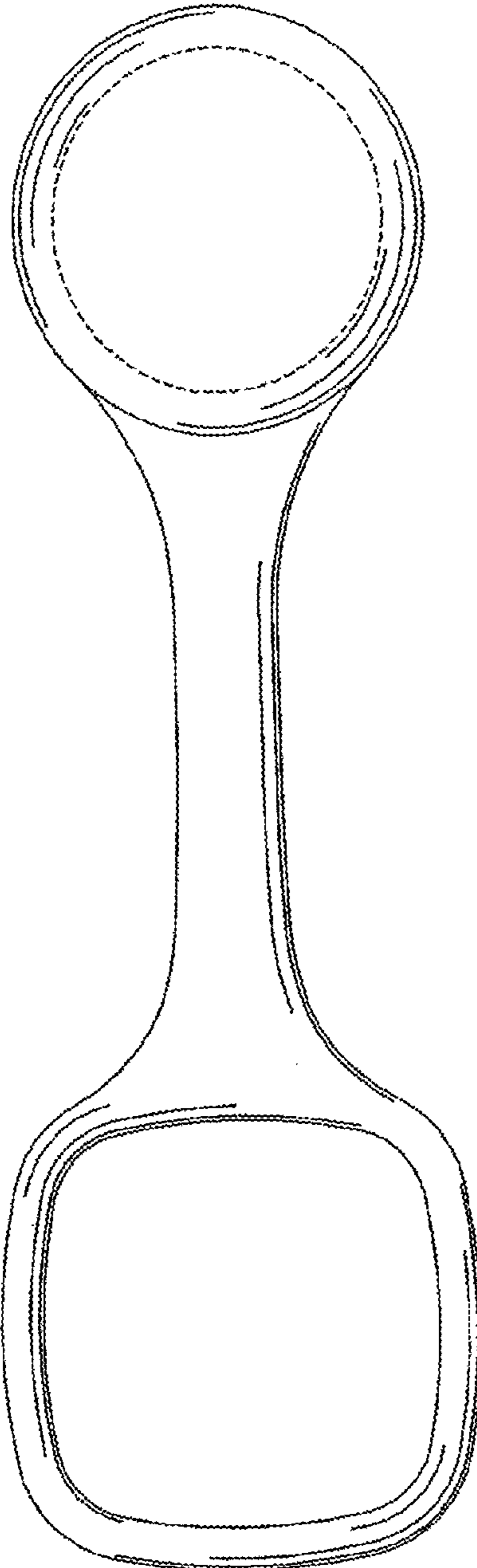


FIG 2

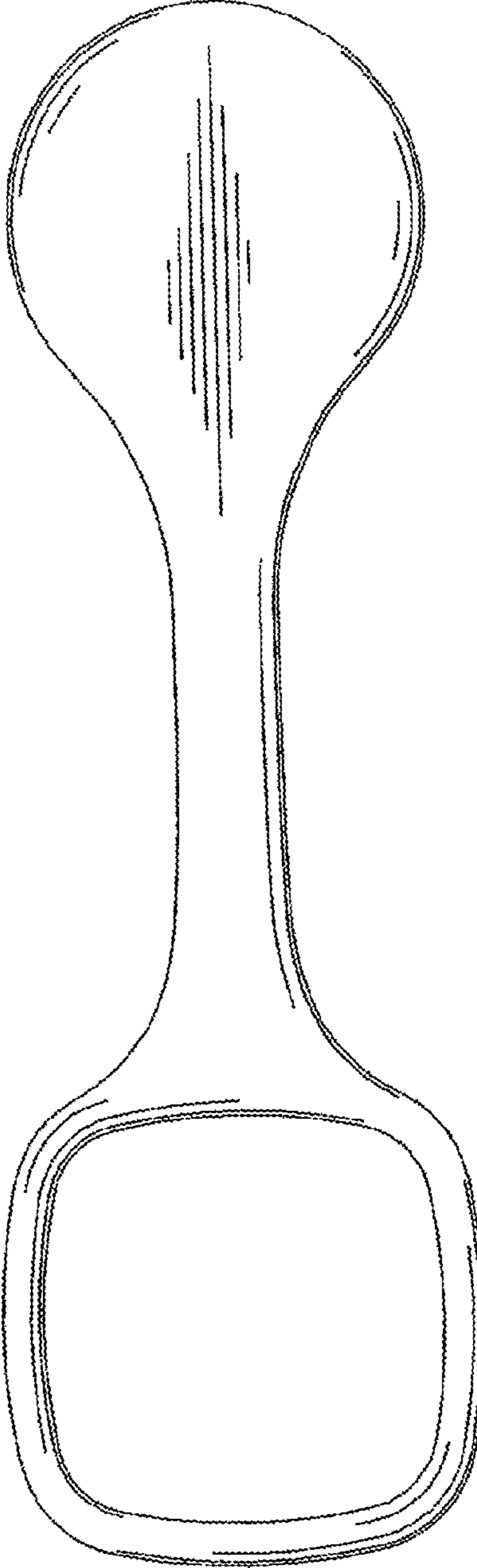


FIG 3




FIG 4

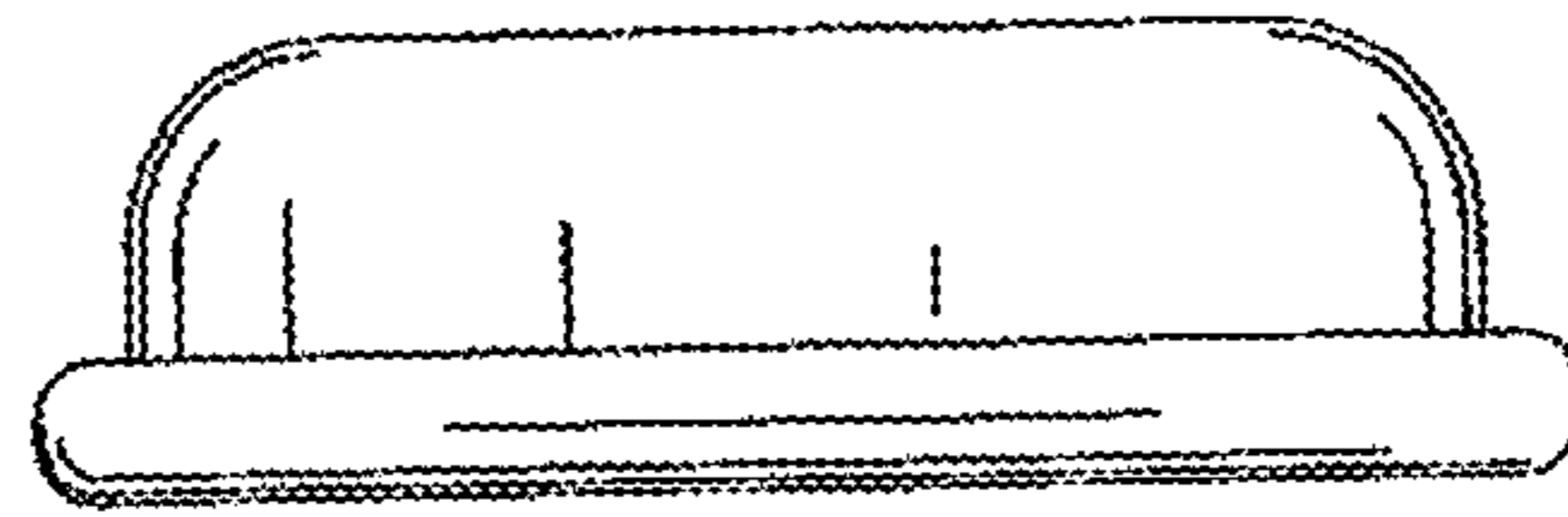


FIG 5

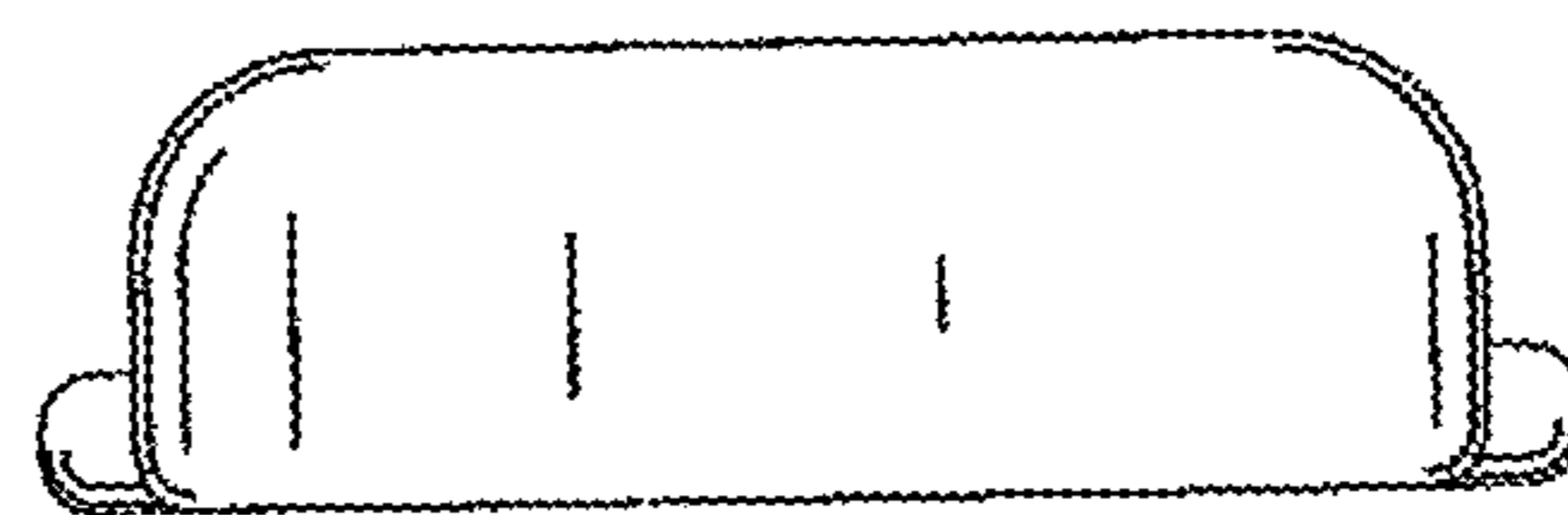


FIG 6