

US00D765533S

(12) **United States Design Patent** (10) **Patent No.:** **US D765,533 S**
Gueit (45) **Date of Patent:** **** Sep. 6, 2016**

(54) **WATCH BEZEL**
(71) Applicant: **ROLEX WATCH U.S.A., Inc.**, New York, NY (US)
(72) Inventor: **Emmanuel Gueit**, Geneva (CH)
(73) Assignee: **ROLEX WATCH U.S.A., Inc.**, New York, NY (US)
(**) Term: **15 Years**
(21) Appl. No.: **29/537,436**
(22) Filed: **Aug. 26, 2015**
(30) **Foreign Application Priority Data**
Feb. 26, 2015 (CH) 141312
(51) **LOC (10) Cl.** **10-07**
(52) **U.S. Cl.**
USPC **D10/128**
(58) **Field of Classification Search**
USPC 368/294-295; D10/128, 21, 40, 122, D10/30-39; D11/76, 91, 92
CPC G04B 37/00; G04B 37/08; G04B 19/08; G04B 19/18; G04B 19/283
See application file for complete search history.

D615,882 S * 5/2010 Laucella D10/39
D637,935 S * 5/2011 Levy D10/128
D682,121 S * 5/2013 Hegi D10/36
D705,085 S * 5/2014 Monachon D10/34
D707,572 S * 6/2014 Calvani D10/39
8,770,832 B1 * 7/2014 Kuo G04B 19/283 368/21
D718,167 S * 11/2014 Yliluoma D10/128
D725,529 S * 3/2015 Gueit D10/128
D727,177 S * 4/2015 Abdourahim D10/39
D727,770 S * 4/2015 Kummer D10/128
D743,291 S * 11/2015 Gad D10/128
D744,367 S * 12/2015 Lalo D10/128
D748,998 S * 2/2016 Meylan D10/30
D751,945 S * 3/2016 Yep D11/92
D754,024 S * 4/2016 Yep D11/92
2013/0182544 A1 * 7/2013 Netuschill G04B 37/08 368/280
2013/0201804 A1 * 8/2013 Bertrand G04B 19/283 368/281
2015/0185702 A1 * 7/2015 Silvant G04B 19/283 368/295

* cited by examiner

Primary Examiner — Rosemary K Tarcza
Assistant Examiner — James Thorn, Sr.
(74) *Attorney, Agent, or Firm* — Sughrue Mion, PLLC

(57) **CLAIM**
The ornamental design for a watch bezel, as shown and described.

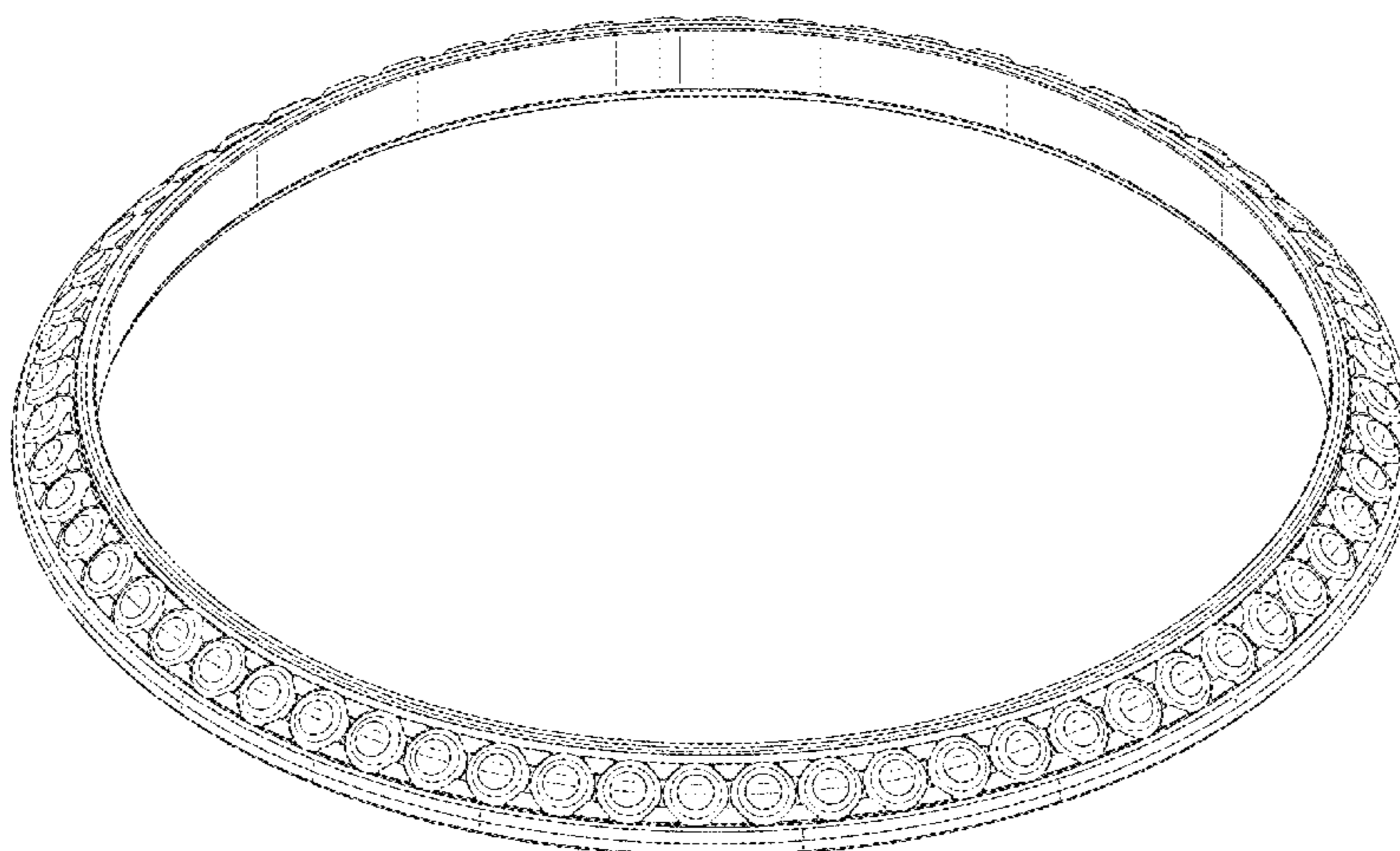
(56) **References Cited**
U.S. PATENT DOCUMENTS

D386,998 S * 12/1997 Saint-Dizier D10/122
D389,768 S * 1/1998 Krauss D10/128
D399,447 S * 10/1998 Pandel D10/128
D400,463 S * 11/1998 Cappannelli D10/128
D507,984 S * 8/2005 Pibouleau D10/128
D543,886 S * 6/2007 Pandel D10/128
D578,921 S * 10/2008 Calvani D10/128
D579,812 S * 11/2008 Calvani D10/128
D579,813 S * 11/2008 Calvani D10/128

DESCRIPTION

FIG. 1 is a perspective view of the watch bezel according to my new design;
FIG. 2 is a front view thereof;
FIG. 3 is a left side view thereof;
FIG. 4 is a right side view thereof;
FIG. 5 is a top view thereof; and,
FIG. 6 is a bottom view thereof.

1 Claim, 4 Drawing Sheets



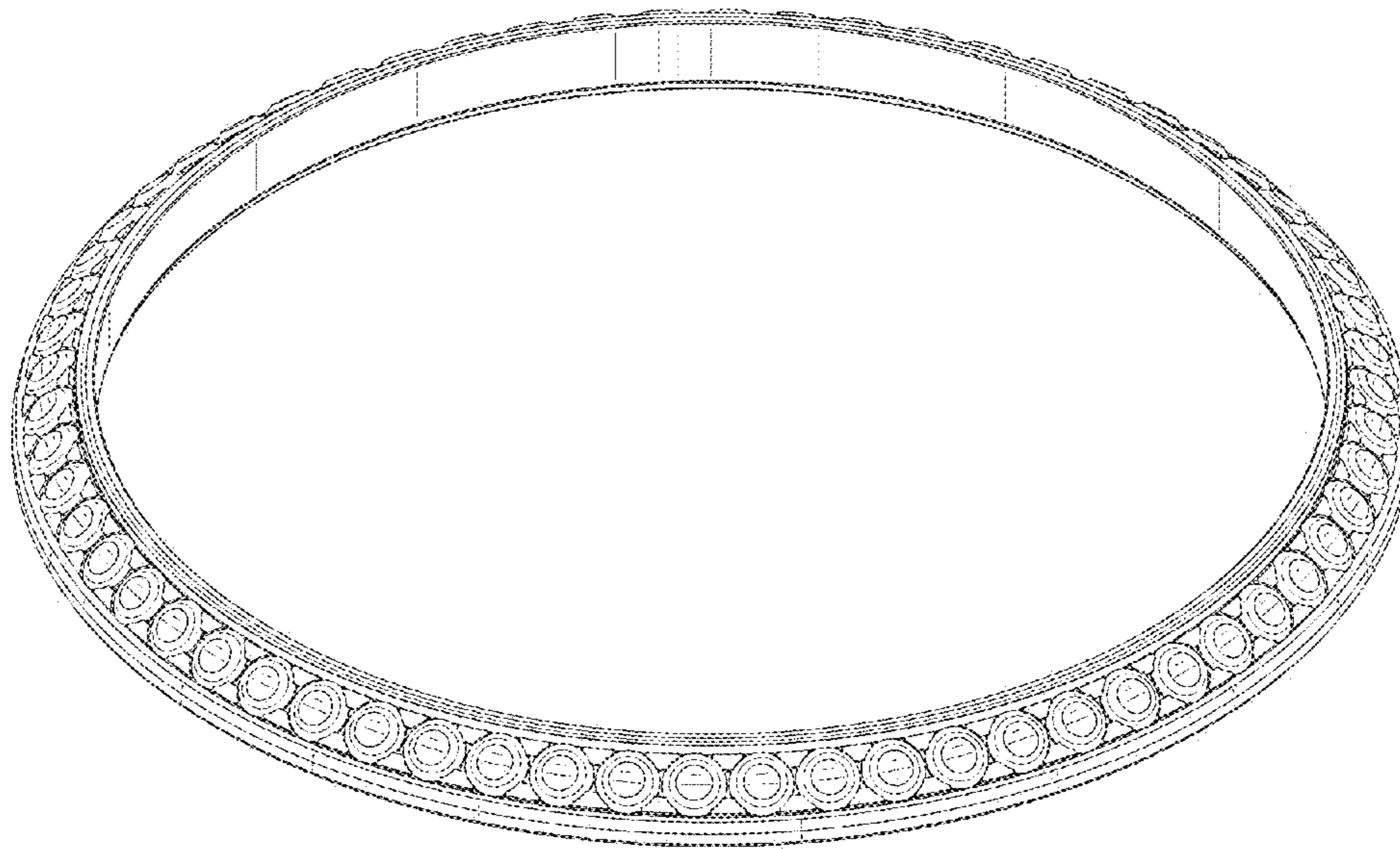


FIG. 1

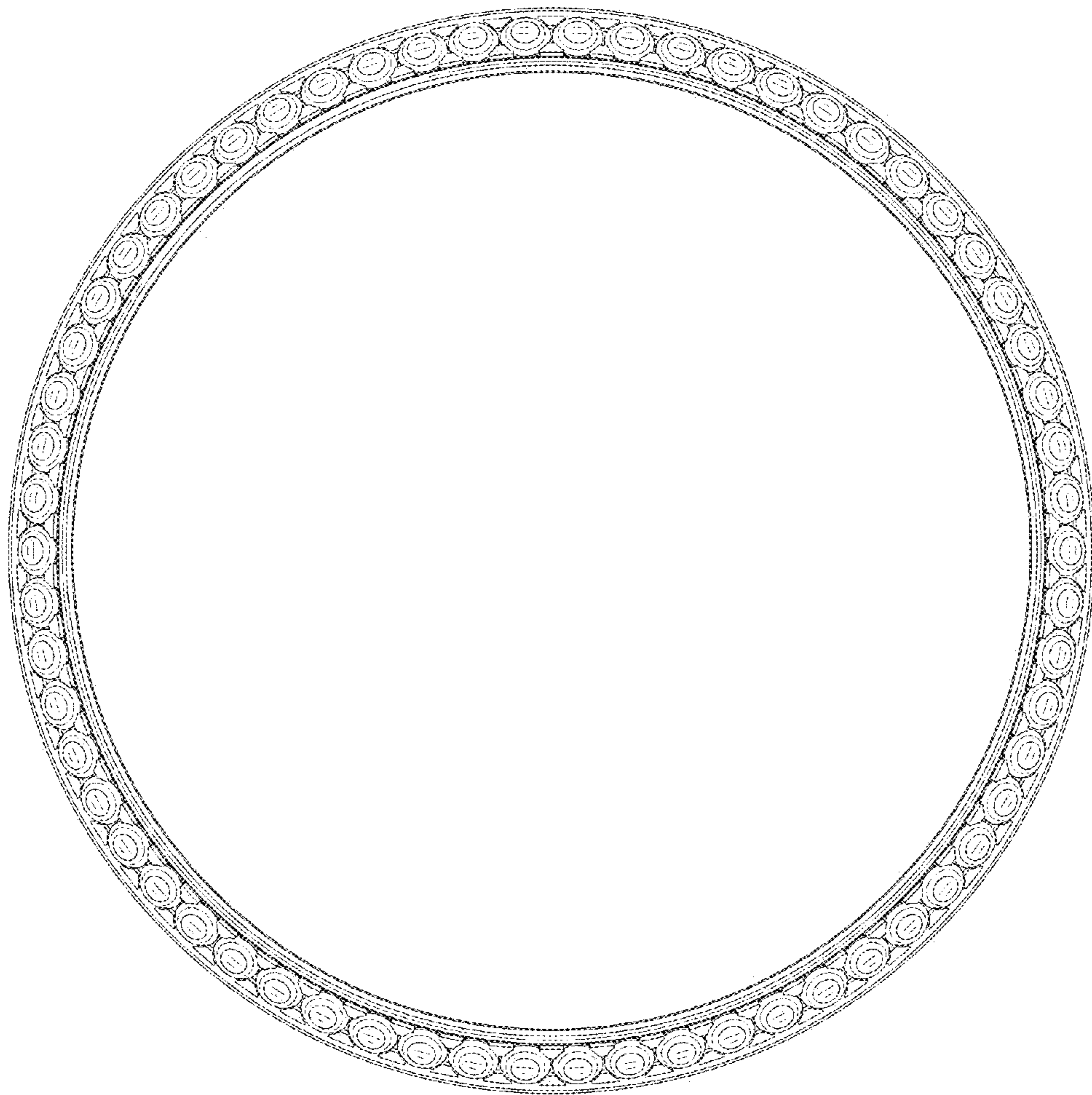


FIG. 2



FIG. 3

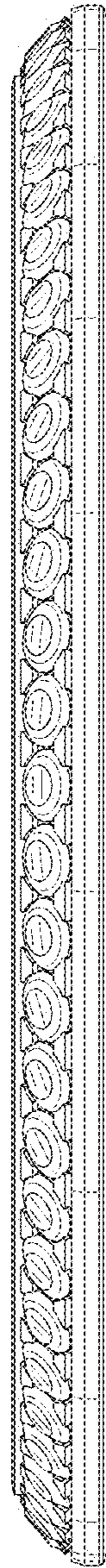


FIG. 4




FIG. 5



FIG. 6