

US00D765518S

(12) **United States Design Patent** (10) **Patent No.:** **US D765,518 S**
Luciano, Jr. et al. (45) **Date of Patent:** **** Sep. 6, 2016**

(54) **SEPARABLE POUCH WITH CENTER CUT**

(56)

References Cited

(71) Applicants: **Robert A. Luciano, Jr.**, Reno, NV (US); **Robert A. Luciano, Sr.**, Lebanon, NJ (US); **Lawrence Luciano**, Somerville, NJ (US)

(72) Inventors: **Robert A. Luciano, Jr.**, Reno, NV (US); **Robert A. Luciano, Sr.**, Lebanon, NJ (US); **Lawrence Luciano**, Somerville, NJ (US)

(73) Assignee: **EDGE MEDICAL PROPERTIES, LLC**, Reno, NV (US)

(**) Term: **14 Years**

(21) Appl. No.: **29/439,692**

(22) Filed: **Dec. 13, 2012**

U.S. PATENT DOCUMENTS

2,774,470	A	12/1956	Q Part	
D237,452	S	11/1975	Hall et al.	
D274,407	S	6/1984	Rosenburg	
4,736,849	A	4/1988	Leonard et al.	
4,881,278	A	11/1989	Farah	
4,883,180	A	11/1989	Humphrey et al.	
D306,555	S	3/1990	Lane et al.	
4,955,481	A	9/1990	Novinski et al.	
D319,176	S	8/1991	Sherman	
D329,017	S	9/1992	Goodale	
D330,326	S	* 10/1992	Honeycutt	D9/722
D333,781	S	3/1993	Kobel	
D338,607	S	8/1993	Anderson	
D386,398	S	11/1997	Davis	
D386,967	S	12/1997	Alarcon	
5,779,052	A	7/1998	Woodford et al.	
D400,412	S	11/1998	Gold	
D422,185	S	4/2000	Gold	
D455,057	S	4/2002	Medhurst	
D482,612	S	11/2003	Hager et al.	
D486,730	S	* 2/2004	Rasmussen	D9/705
D497,543	S	10/2004	Buckley	
D528,781	S	9/2006	Leyshon et al.	
D540,664	S	4/2007	Richardson et al.	
7,207,464	B2	4/2007	Brenner	
D555,443	S	11/2007	Hunt	
D567,647	S	* 4/2008	Reda	D9/707
D568,126	S	5/2008	Allem	
D568,762	S	* 5/2008	Keberlein	D9/734
D577,606	S	* 9/2008	Friedland et al.	D9/707
D580,784	S	* 11/2008	Kila	D9/709
D582,229	S	12/2008	Johnson	
D582,764	S	12/2008	Green et al.	
D583,662	S	12/2008	Luciano et al.	
D595,592	S	* 7/2009	Beyer et al.	D9/707
D602,752	S	10/2009	Luciano et al.	
D609,118	S	2/2010	Woodworth	
D609,359	S	* 2/2010	Yim	D24/206
D613,181	S	* 4/2010	Friedland et al.	D9/707
D627,633	S	11/2010	Baker et al.	
D661,018	S	* 5/2012	Mehdizadeh	D28/8.1
D669,249	S	* 10/2012	Borstelmann	D2/842
D670,816	S	* 11/2012	Suzuki et al.	D24/206
D685,489	S	* 7/2013	Nishioka et al.	D24/206
2006/0151517	A1	7/2006	Varis	
2007/0157476	A1	7/2007	Hunt	
2008/0256808	A1	10/2008	Levine et al.	
2009/0321296	A1	12/2009	Luciano et al.	

Related U.S. Application Data

(63) Continuation-in-part of application No. 29/298,932, filed on Dec. 14, 2007, now abandoned.

(51) **LOC (10) Cl.** **09-05**

(52) **U.S. Cl.**
USPC **D9/702**

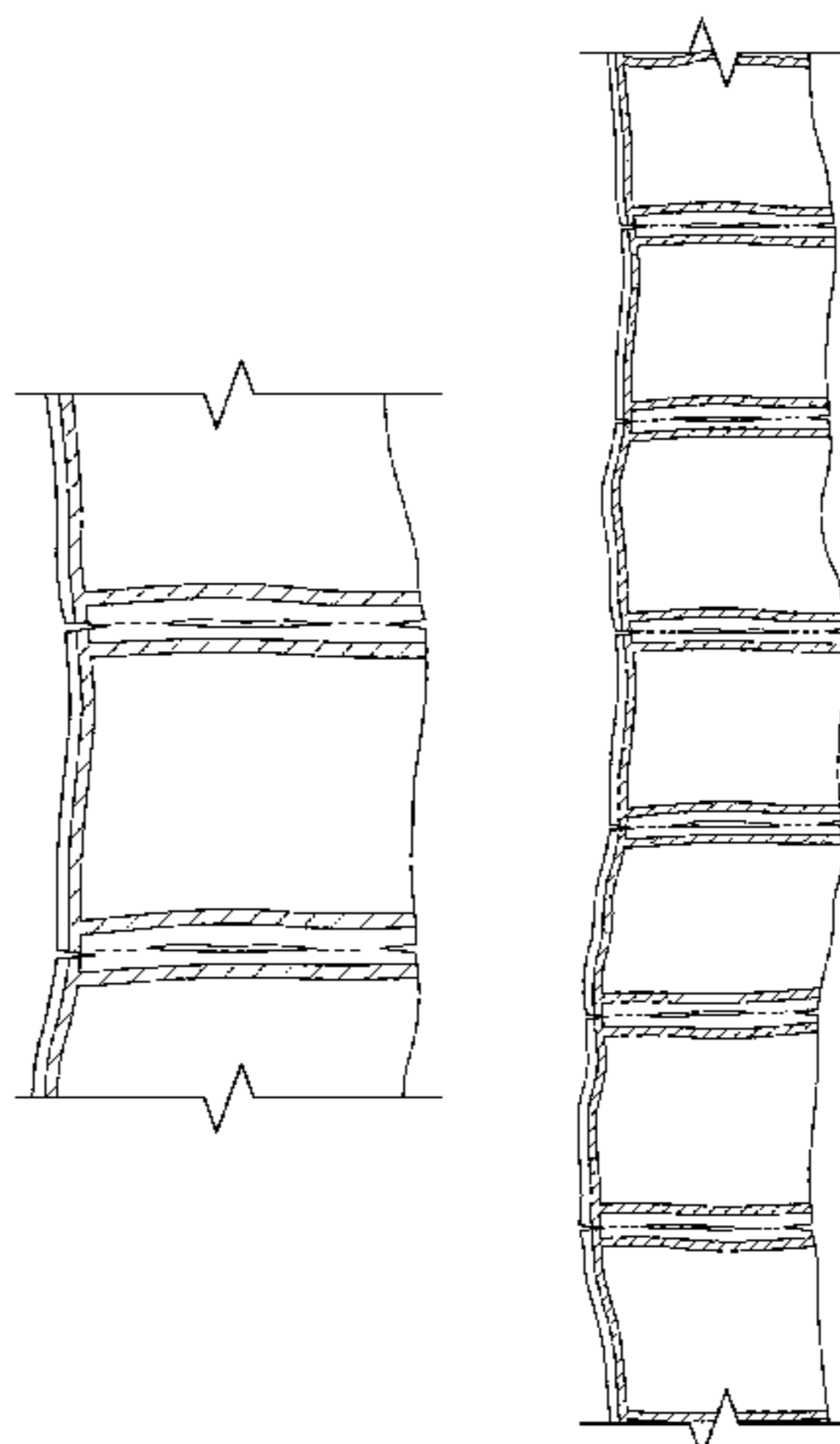
(58) **Field of Classification Search**

USPC D9/702-714, 432-433, 430, 414, 419, D9/734, 418, 737, 756; 206/256, 271, 831, 206/449, 812, 438, 484, 223, 258, 260, 820, 206/466; 428/36.91, 43, 906; 432/8; 229/87.05, 122, 200, 87.01; D27/183, D27/185-191; 383/37-38, 89, 104, 119; 426/108, 112, 119, 106

CPC B65D 65/22; B65D 65/04; B65D 33/16; B65D 33/20; B65D 1/00; B65D 1/09; B65D 1/095; B65D 11/00; B65D 17/00; B65D 17/161; B65D 17/168; B65D 17/24; B65D 37/00; B65D 2221/00; B65D 2231/02

See application file for complete search history.

* cited by examiner



Primary Examiner — Caron Veynar

Assistant Examiner — Abraham Bahta

(74) *Attorney, Agent, or Firm* — Michael A. Kerr; Kerr IP Group, LLC

(57) **CLAIM**

The ornamental design for a separable pouch with center cut, as shown and described.

DESCRIPTION

FIG. 1 is a perspective view of a first embodiment of the separable pouch with a center cut that is coupled to a top pouch and a bottom pouch, wherein adjacent to each side of the center cut there is shown three perforation lines and a side cut;

FIG. 2 is a perspective view of the separable pouch in FIG. 1 further comprising a plurality of different tablets shown in broken lines;

FIG. 3 is a perspective view of a group of seven separable pouches from FIG. 1 that are coupled to one another;

FIG. 4 is a perspective view of the group of seven separable pouches from FIG. 3 further comprising a plurality of different tablets shown in broken lines;

FIG. 5 is a perspective view of a second embodiment of the separable pouch with a center cut that is coupled to a top pouch and a bottom pouch, wherein adjacent to each side of the center cut there is shown four perforation lines and a side cut;

FIG. 6 is a perspective view of a group of seven separable pouches from FIG. 5 that are coupled to one another;

FIG. 7 is a perspective view of a third embodiment of the separable pouch with a center cut that is coupled to a top pouch and a bottom pouch, wherein adjacent to each side of the center cut there is shown five perforation lines and a side cut; and

FIG. 8 is a perspective view of a group of seven separable pouches from FIG. 7 that are coupled to one another;

FIG. 9 is a top plan view of FIG. 1;

FIG. 10 is a side elevation view of the pouches of FIGS. 1, 5, and 7;

FIG. 11 is another perspective view of the pouch of FIG. 1; and,

FIG. 12 is another perspective view of the pouch of FIG. 1. The broken line showing of tablets is included for the purpose of illustrating environmental structure and forms no part of the claimed design.

The horizontal broken lines shown in FIGS. 1-9 and 11 represent perforation lines and are included for the purpose of illustrating environmental structure and form no part of the claimed design.

The left and right sides of the designs shown in FIGS. 1, 5, and 7 are mirror images and identical. Accordingly, the side view shown in FIG. 10 is the side view for both of the left and right sides of each of the three depicted embodiments, as shown at FIGS. 1, 5, and 7.

The horizontal line with a zig-zag line at the lower and upper ends in FIGS. 1-8 and FIGS. 11-12 indicate no specific length.

1 Claim, 7 Drawing Sheets




FIG. 1




FIG. 2




FIG. 3

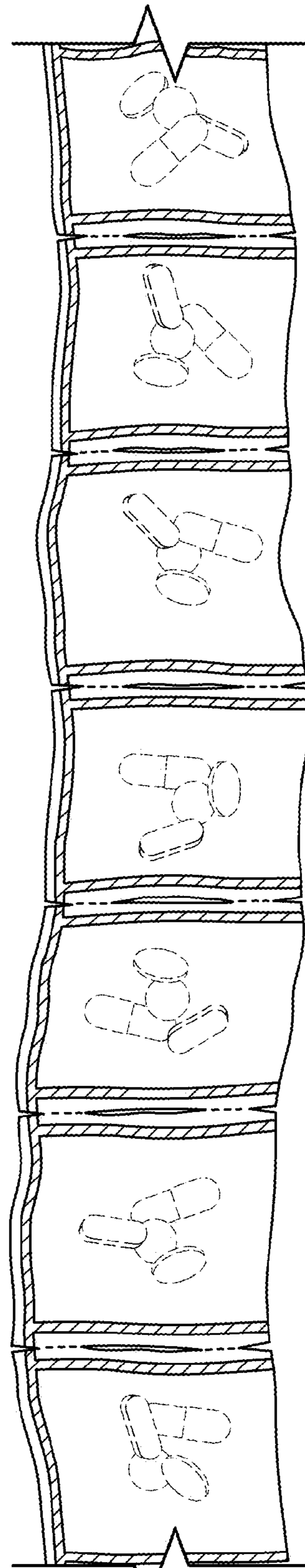


FIG. 4

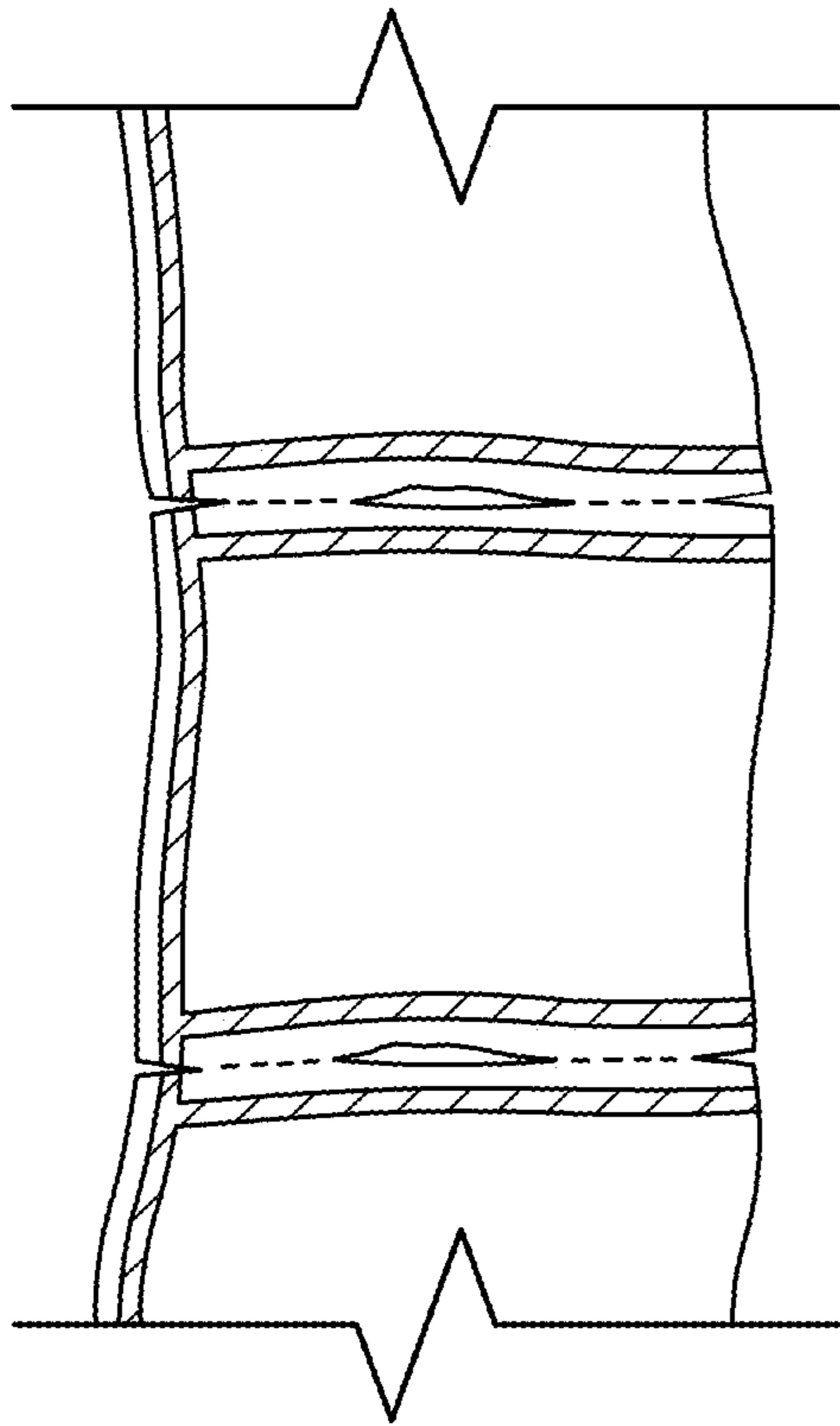


FIG. 5




FIG. 6

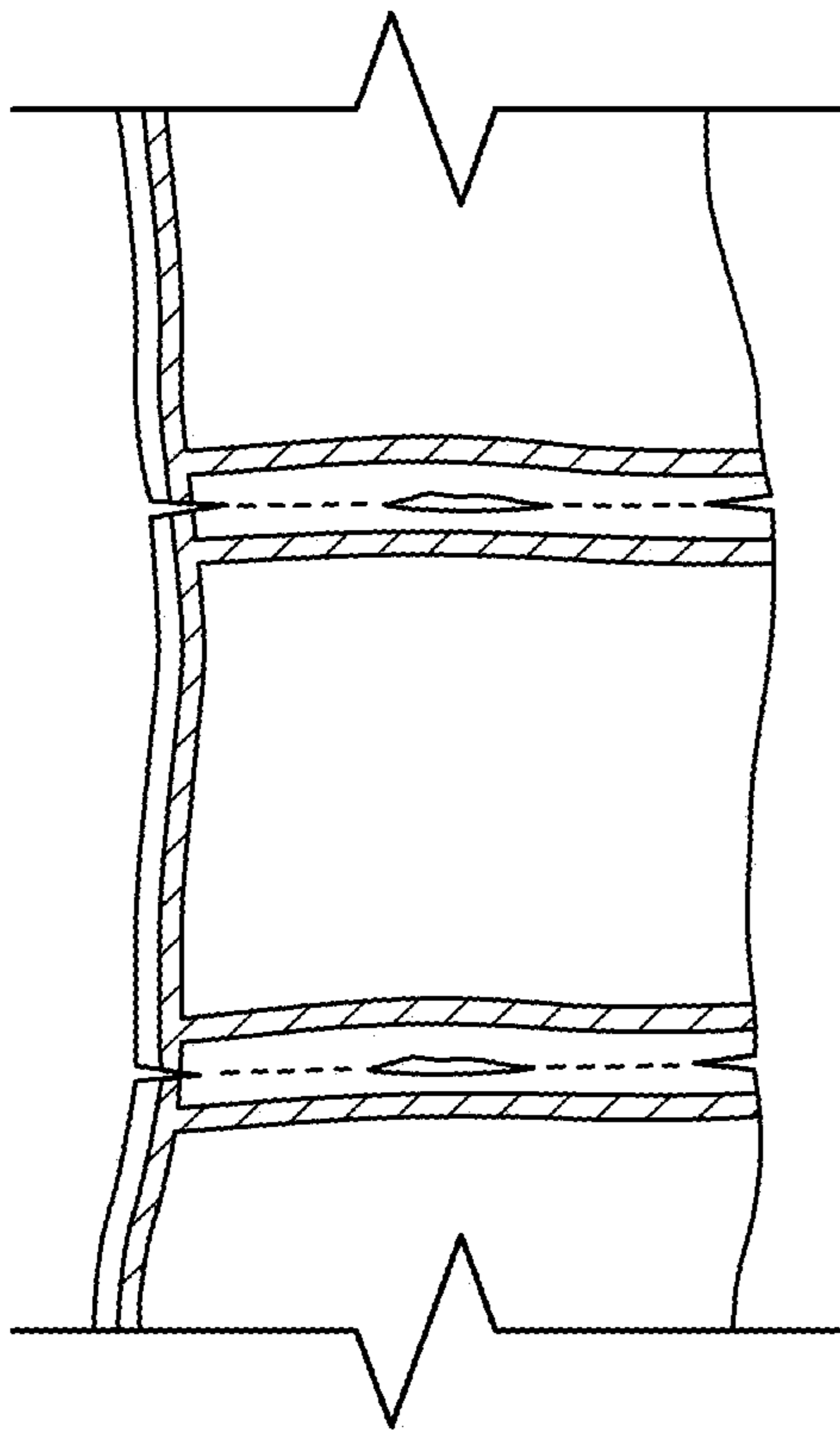


FIG. 7




FIG. 8

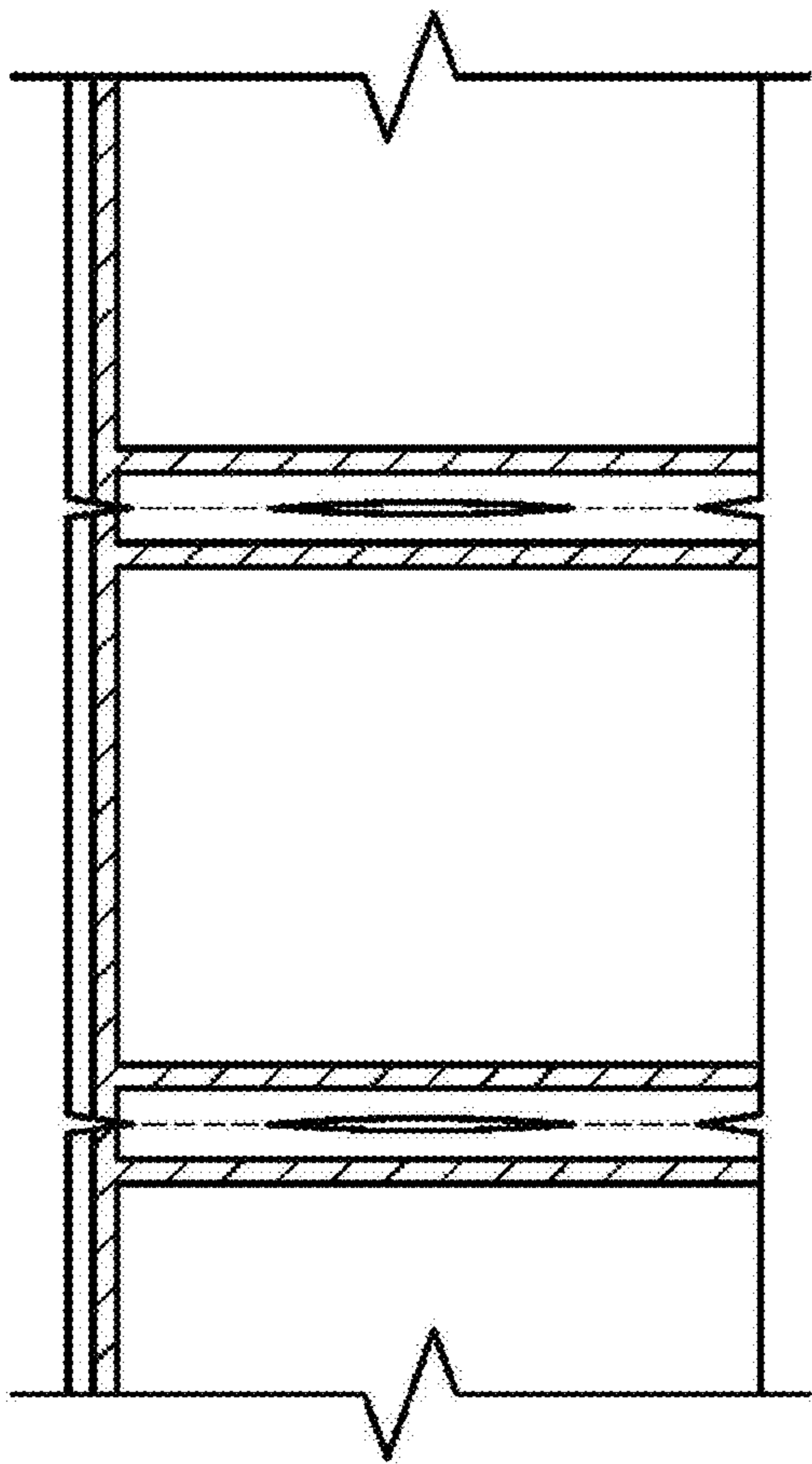


FIG. 9

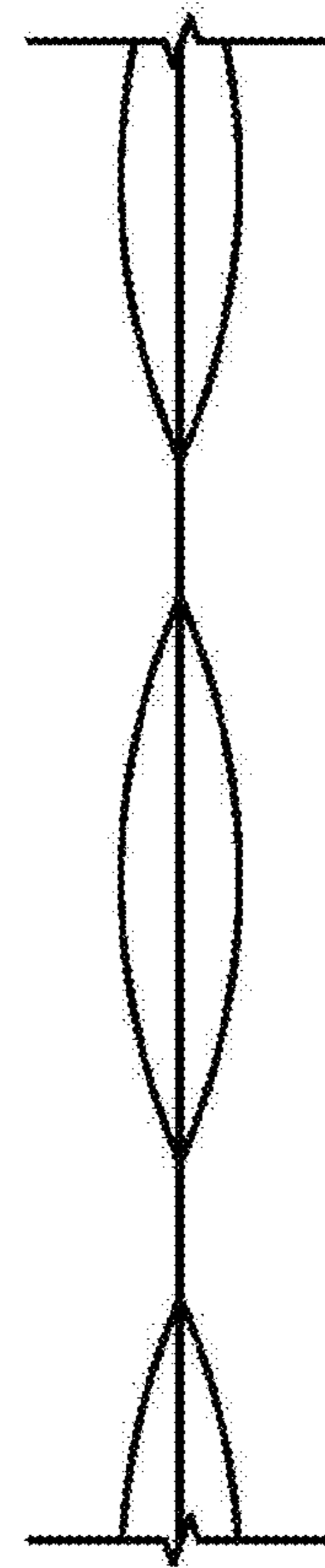


FIG. 10

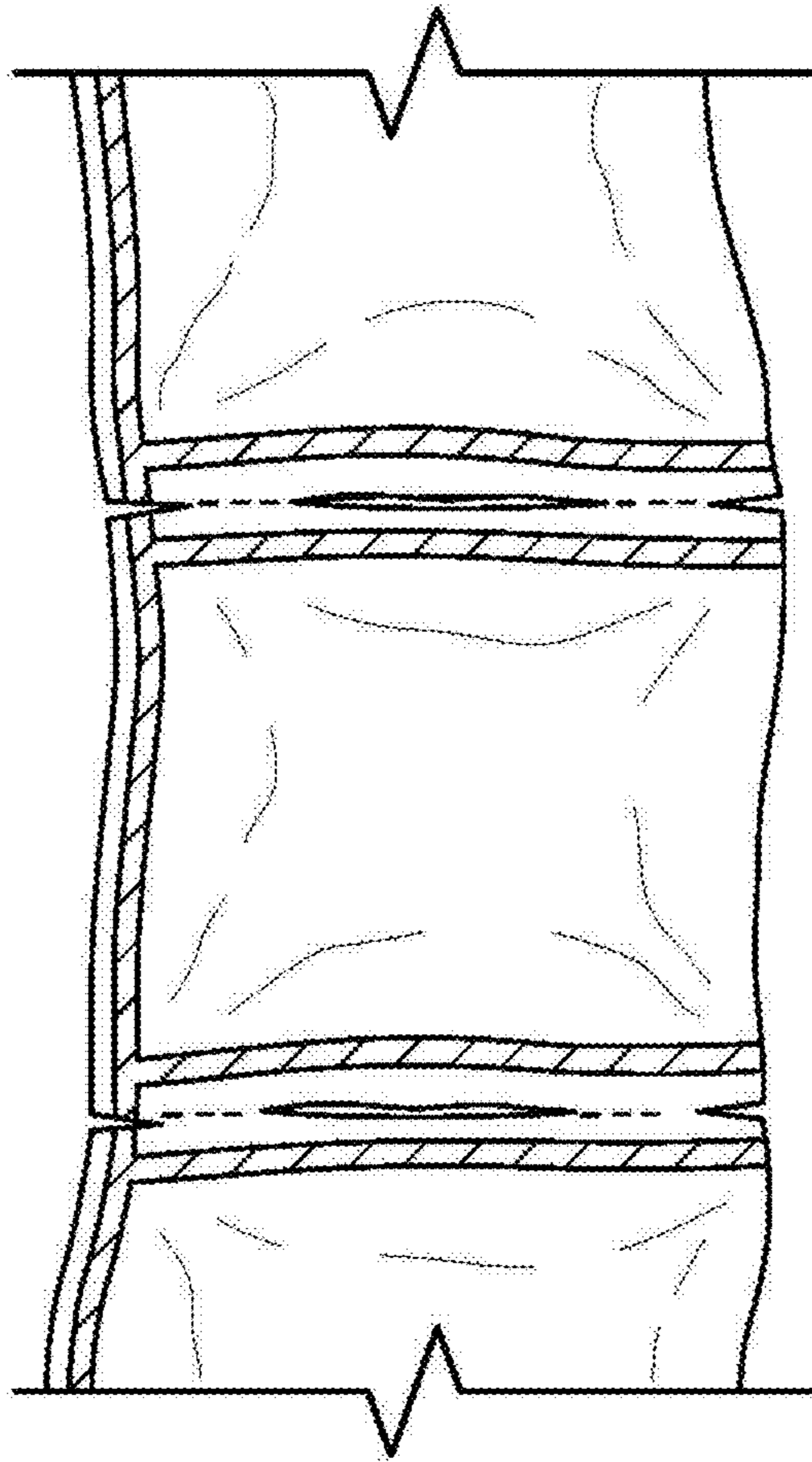


FIG. 11

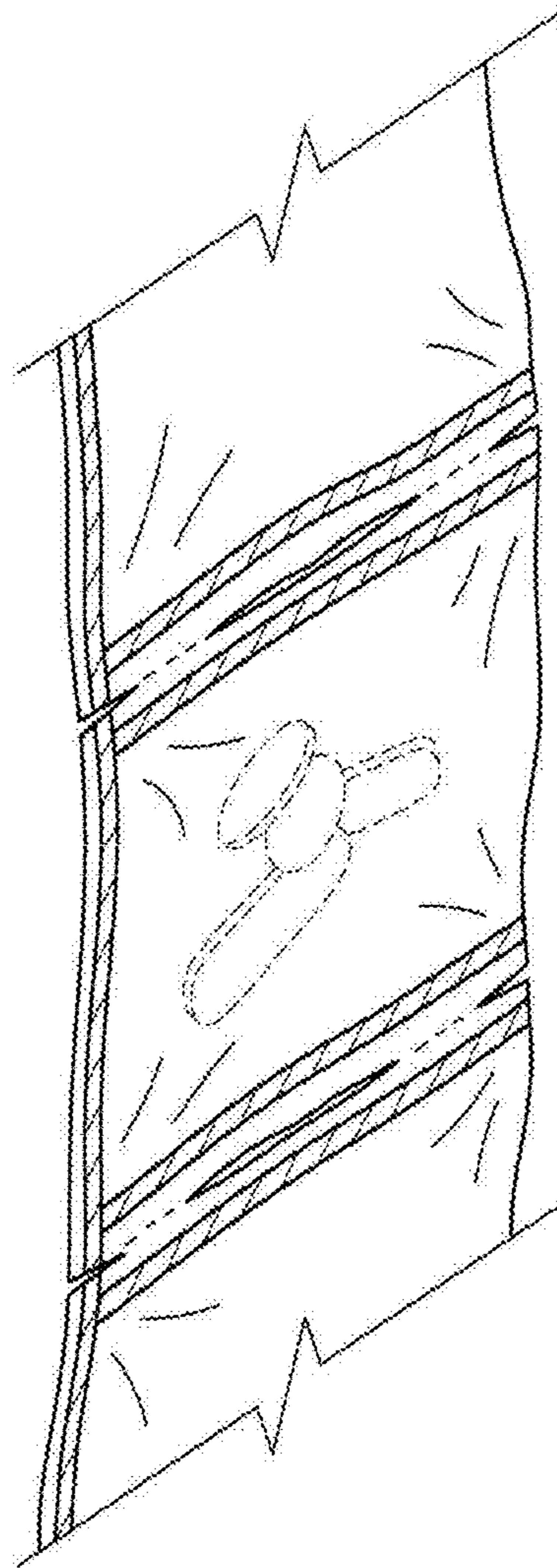


FIG. 12