



US00D765512S

(12) **United States Design Patent**
Joulia

(10) **Patent No.:** **US D765,512 S**

(45) **Date of Patent:** **** Sep. 6, 2016**

(54) **DISPENSER OF COSMETIC PRODUCTS**

2543/00074; B65D 2543/00083; B65D
2543/00092; B65D 2543/00101; B65D
2543/00111; Y10T 29/49826

(71) Applicant: **Pierre Joulia**, Marseillan (FR)

See application file for complete search history.

(72) Inventor: **Pierre Joulia**, Marseillan (FR)

(**) Term: **15 Years**

(56) **References Cited**

(21) Appl. No.: **35/500,046**

U.S. PATENT DOCUMENTS

(22) Filed: **Jun. 25, 2015**

D484,644	S	*	12/2003	Noh	D28/76
D485,017	S	*	1/2004	Noh	D28/76
D577,290	S	*	9/2008	Moretti	D9/504
D630,949	S	*	1/2011	Lim	D9/690
D657,691	S	*	4/2012	Lim	D9/690
D721,284	S	*	1/2015	Yeo	D9/684
D726,028	S	*	4/2015	Thompson	D9/726
D734,550	S	*	7/2015	Schlatter	D28/83
2011/0024316	A1	*	2/2011	Ginsburg	A45D 40/0068 206/385

(80) **Hague Agreement Data**

Int. Filing Date: **Jun. 25, 2015**

Int. Reg. No.: **DM/086834**

Int. Reg. Date: **Jun. 25, 2015**

Int. Reg. Pub. Date: **Jul. 10, 2015**

* cited by examiner

(51) **LOC (10) Cl.** **09-01**

Primary Examiner — Keli L Hill

(52) **U.S. Cl.**

USPC **D9/504**; D28/7; D28/88; D9/726

(57) **CLAIM**

(58) **Field of Classification Search**

USPC D9/434, 435, 500, 503, 504, 516, 529,
D9/723-729; 215/381-385; 220/660, 669,
220/675; D28/4, 7, 73, 76; D24/133;
D19/161-163

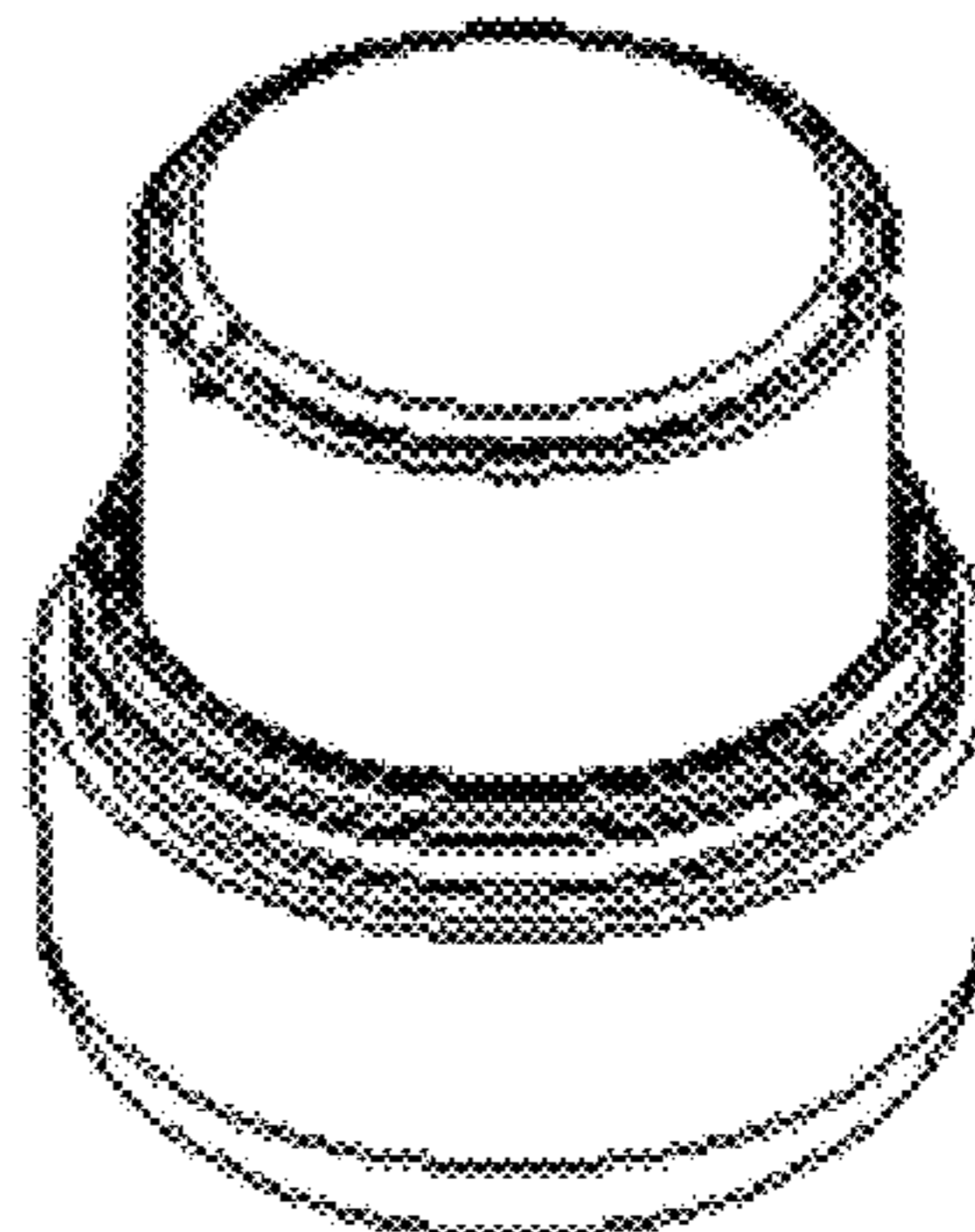
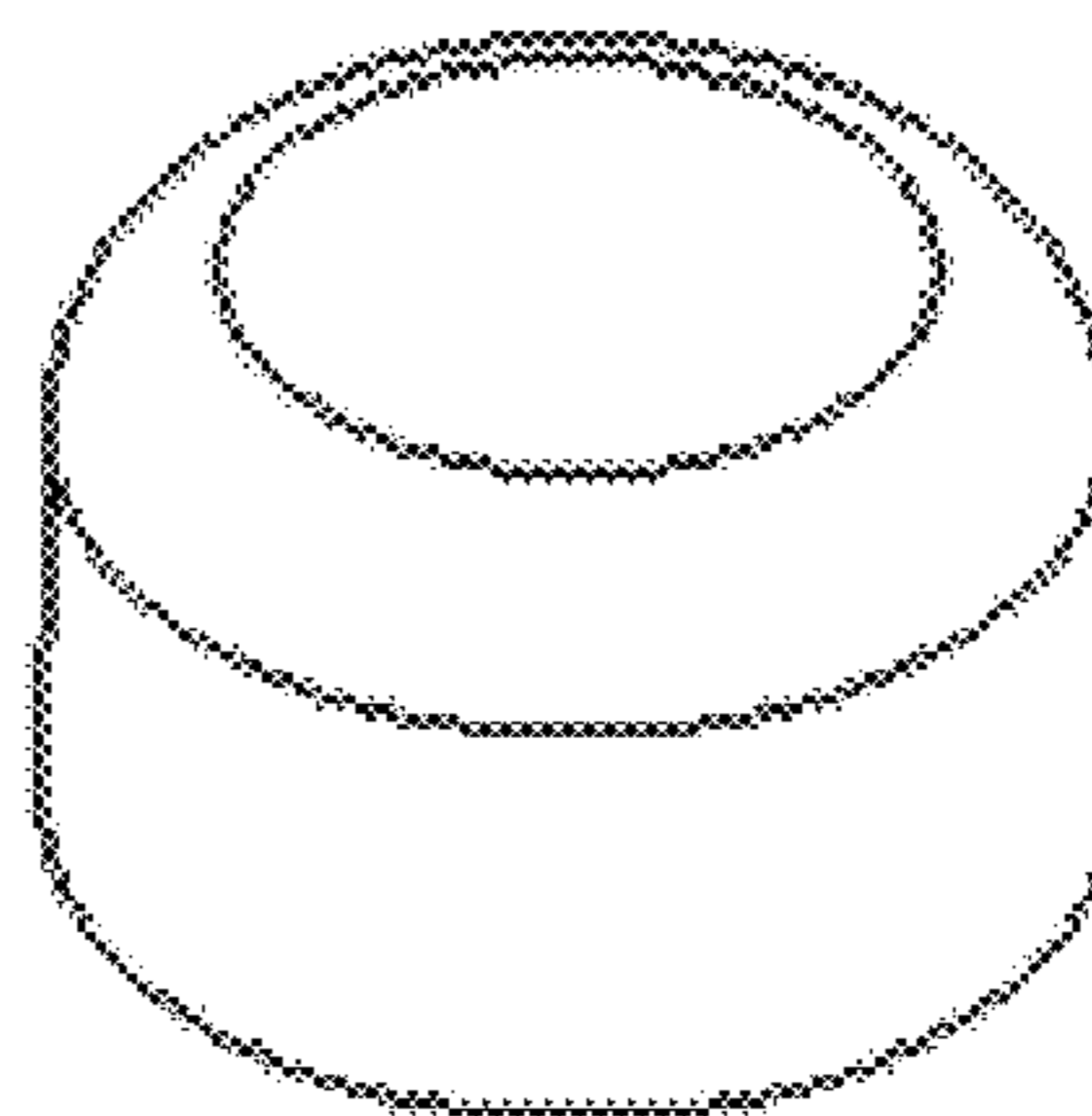
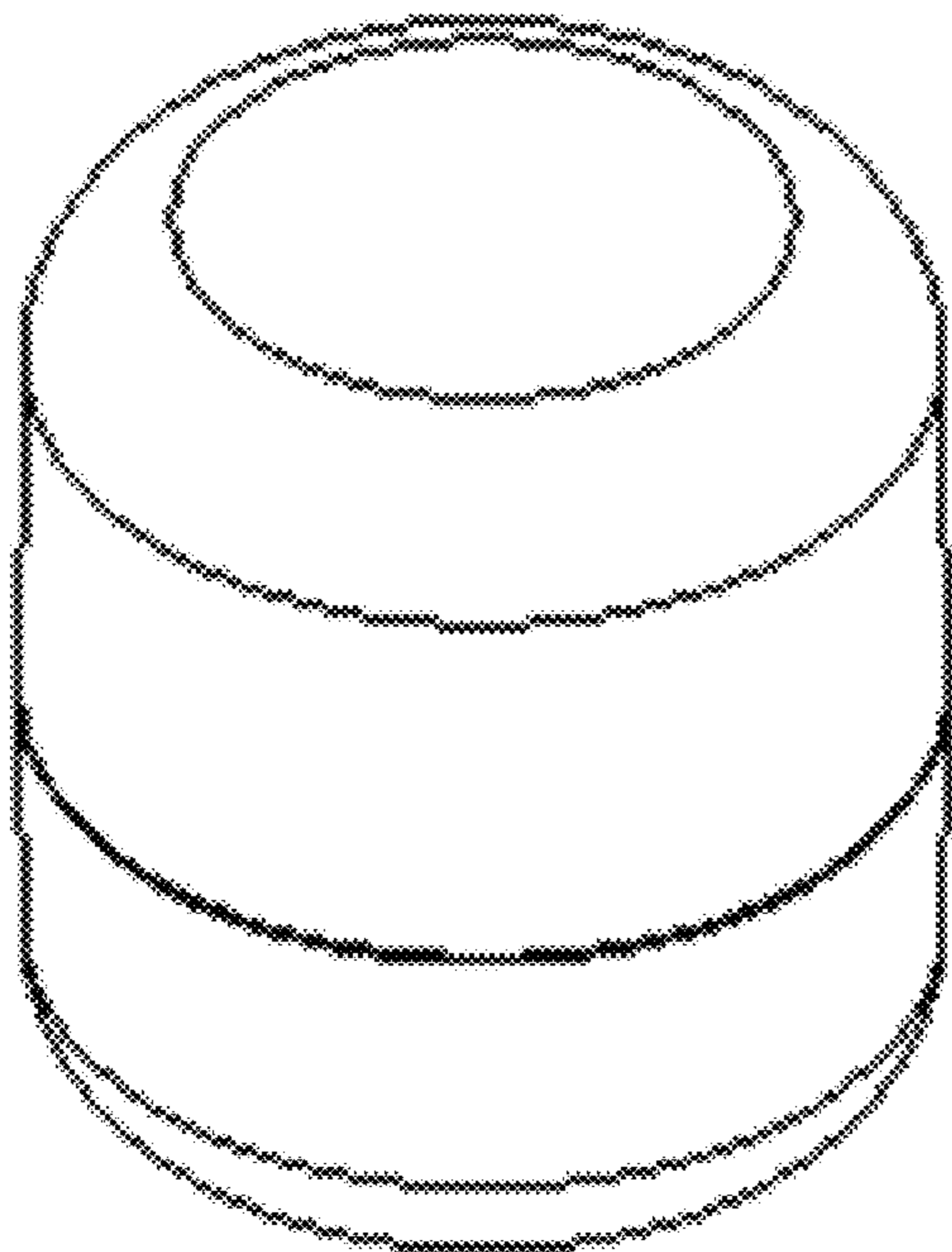
The ornamental design for a dispenser of cosmetic products,
as shown and described.

DESCRIPTION

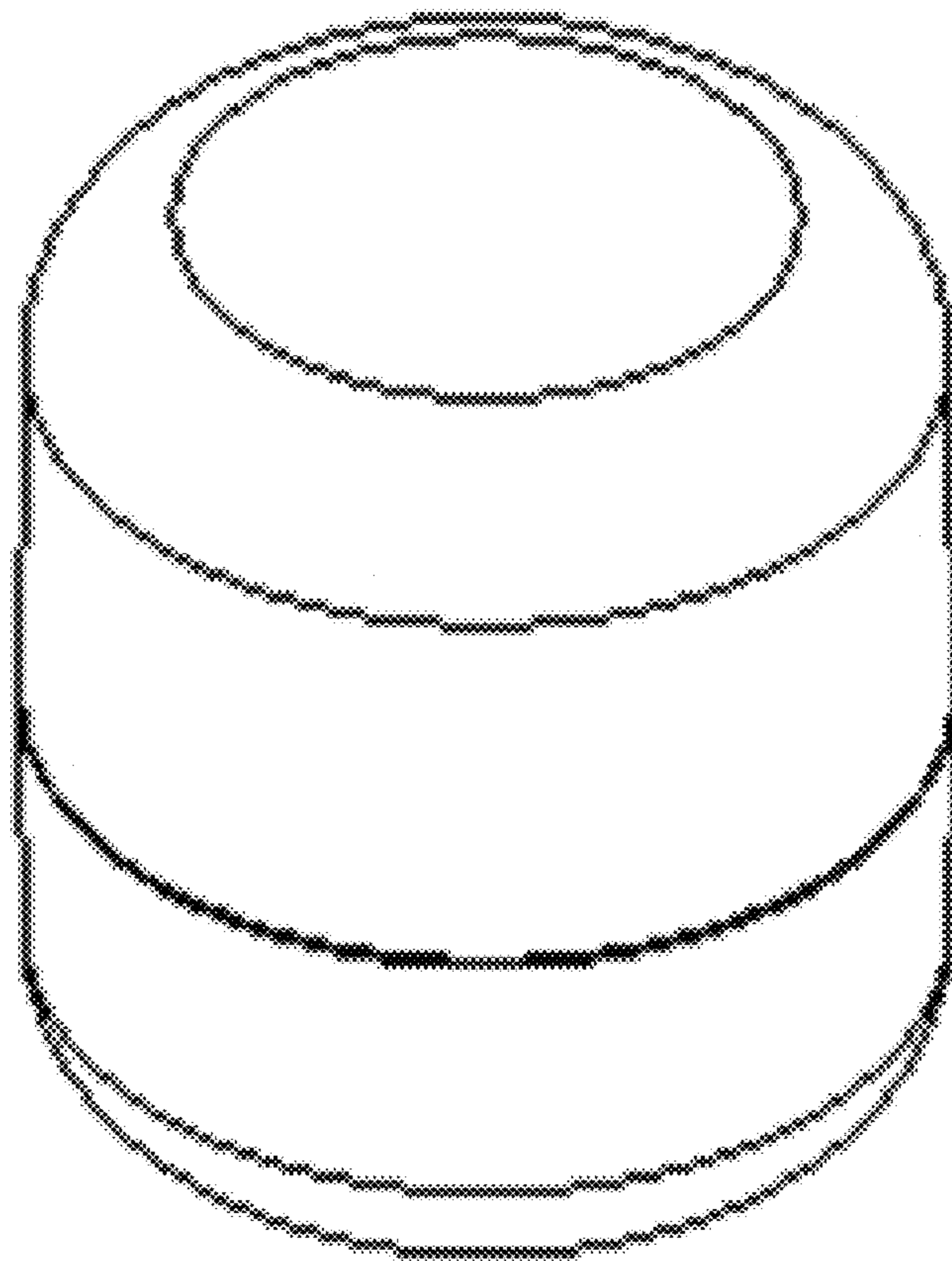
CPC B21D 51/26; B21D 51/383; B29C 66/71;
B65D 1/00; B65D 1/02; B65D 1/12; B65D
1/14; B65D 1/40; B65D 1/44; B65D 1/023;
B65D 1/0223; B65D 1/165; B65D 1/238;
B65D 1/246; B65D 1/253; B65D 7/04;
B65D 21/0209; B65D 21/0233; B65D 25/00;
B65D 25/28; B65D 41/0457; B65D 41/17;
B65D 53/06; B65D 75/56; B65D 79/005;
B65D 2501/0036; B65D 2543/00064; B65D

1. Dispenser of cosmetic products
FIG. 1.1 is a perspective view of a dispenser of cosmetic
products, embodying my new design;
FIG. 1.2 is a front elevation view thereof;
FIG. 1.3 is a perspective view thereof, shown with the cap
removed; and,
FIG. 1.4 is a front elevation view of FIG. 1.3.

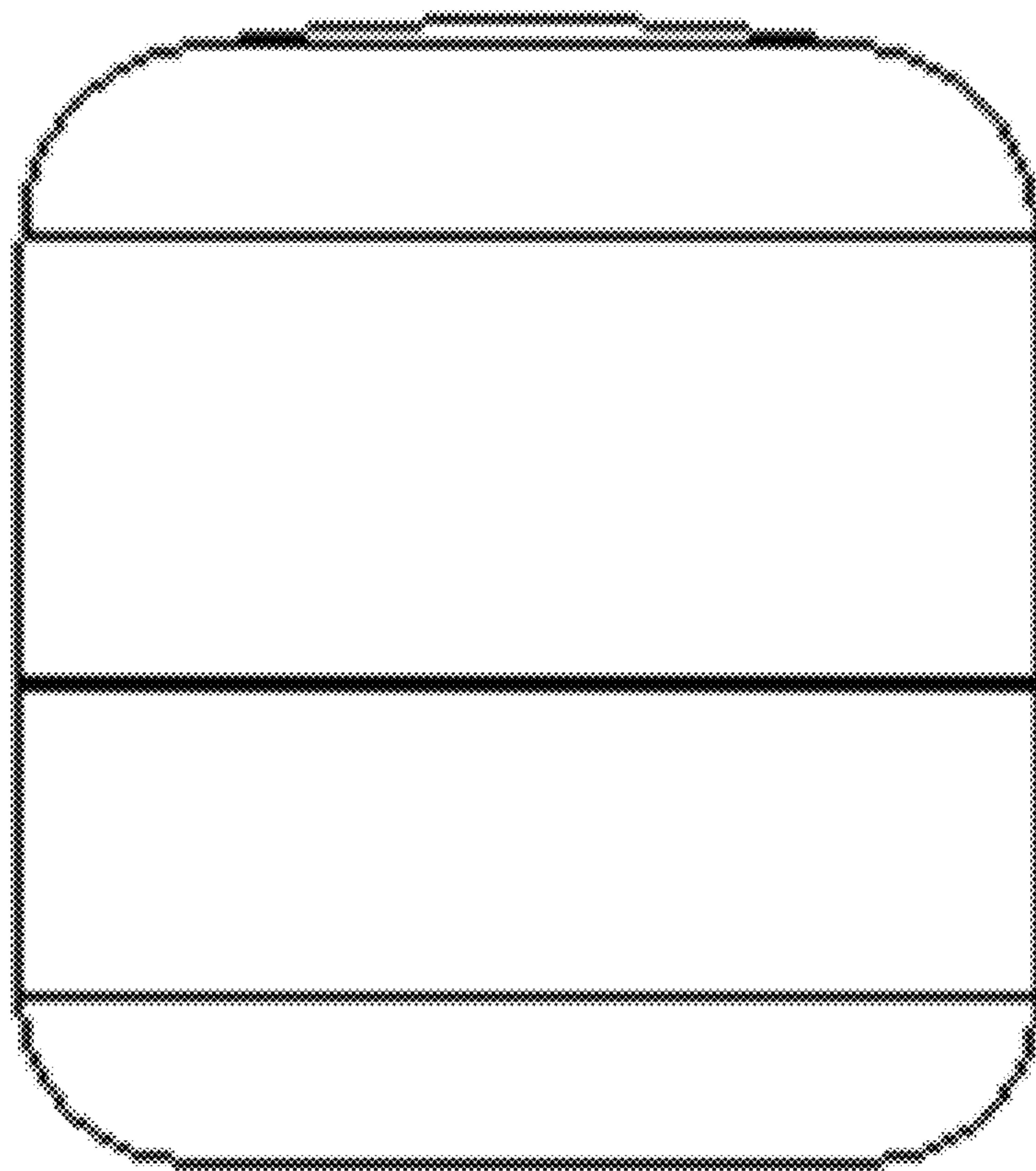
1 Claim, 4 Drawing Sheets



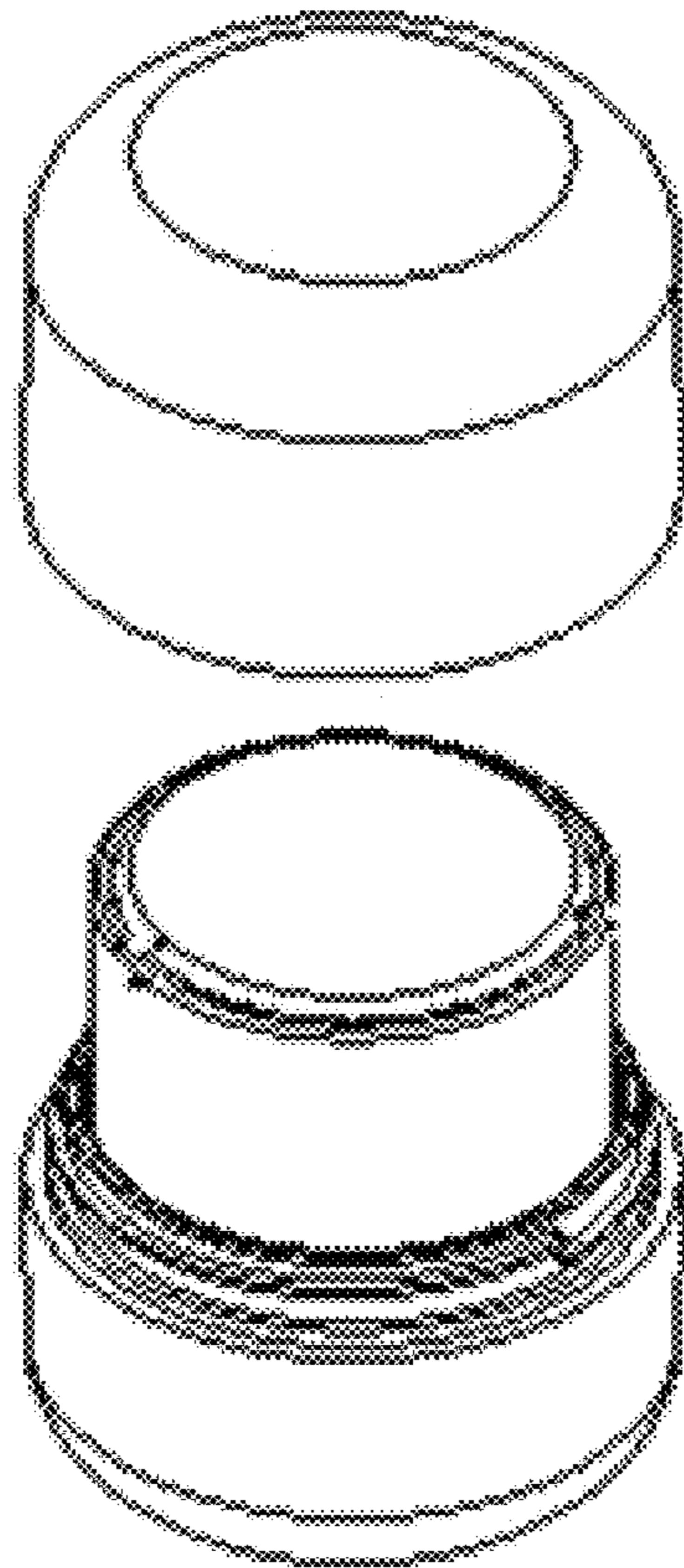
1.1



1.2



1.3



1.4

