



US00D765502S

(12) **United States Design Patent** (10) **Patent No.:** **US D765,502 S**
Irek (45) **Date of Patent:** **** Sep. 6, 2016**

(54) **GIFT BOX**
(71) Applicant: **Mieczyslaw Irek**, Krosno (PL)
(72) Inventor: **Mieczyslaw Irek**, Krosno (PL)
(**) Term: **15 Years**
(21) Appl. No.: **29/529,736**
(22) Filed: **Jun. 10, 2015**
(30) **Foreign Application Priority Data**
Mar. 20, 2015 (PL) 002661587
(51) **LOC (10) Cl.** **09-03**
(52) **U.S. Cl.**
USPC **D9/418**
(58) **Field of Classification Search**
USPC D9/414-419, 421, 499, 432, 422, 431,
D9/635; D5/99; 229/116.5; D17/24; 206/8,
206/454, 446; D7/612; D11/125
CPC B65D 71/36; B65D 5/12; B65D 5/4254;
B65D 5/42
See application file for complete search history.

(56) **References Cited**
U.S. PATENT DOCUMENTS
1,154,457 A * 9/1915 Taylor B65D 71/36
206/8
2,194,669 A * 3/1940 Mumford B65D 5/12
206/454
4,185,767 A * 1/1980 Sykora B65D 5/4254
229/116.5
D372,401 S * 8/1996 Lillelund D7/612
D380,417 S * 7/1997 Hardy D11/125
D399,520 S * 10/1998 Miller D17/24
D414,691 S * 10/1999 Chan D5/99
D415,960 S * 11/1999 Majdanski D9/415
D432,411 S * 10/2000 Pirro D9/415

D464,261 S * 10/2002 Hereth D9/422
D469,692 S * 2/2003 Meeker D9/431
6,533,117 B2 * 3/2003 Lundstrom B65D 5/42
206/446
D519,366 S * 4/2006 Epstein D9/431
D536,245 S * 2/2007 Bruun D9/422
D536,612 S * 2/2007 Geurts D9/432
D636,662 S * 4/2011 Ignacio D9/418
D649,067 S * 11/2011 Birdwell D9/418
D654,369 S * 2/2012 Del Cerro D9/432
D675,092 S * 1/2013 Sill D9/431
D680,007 S * 4/2013 Gavrieli D9/635
D693,216 S * 11/2013 Sill D9/418
D693,217 S * 11/2013 Sill D9/418
D695,104 S * 12/2013 Sill D9/418
D696,725 S * 12/2013 Sasken-Duff D19/91
D706,132 S * 6/2014 Sill D9/432
D712,275 S * 9/2014 Irek D9/418
D716,649 S * 11/2014 McAdam D9/418
D727,732 S * 4/2015 Petty D9/415
D730,742 S * 6/2015 Glass D9/418
D739,228 S * 9/2015 Jondal D9/421

* cited by examiner
Primary Examiner — Holly Baynham
Assistant Examiner — Rhea Shields
(74) *Attorney, Agent, or Firm* — AKC Patents, LLC; Aliko K. Collins

(57) **CLAIM**
The ornamental design for a gift box, as shown.

DESCRIPTION
FIG. 1 is a perspective view of a gift box, showing my design in the closed configuration;
FIG. 2 is a perspective view of the gift box of FIG. 1, showing my design in the partially opened configuration; and,
FIG. 3 is a perspective view of the gift box of FIG. 1, showing my design in the fully opened configuration.

1 Claim, 3 Drawing Sheets






FIG. 1




FIG. 2




FIG. 3