



US00D765499S

(12) **United States Design Patent** (10) **Patent No.:** **US D765,499 S**  
**Chen** (45) **Date of Patent:** **\*\* \*Sep. 6, 2016**

(54) **SUCTION CUP COVER**  
(71) Applicant: **Fang Yin Chen**, Taichung (TW)  
(72) Inventor: **Fang Yin Chen**, Taichung (TW)  
(\* ) Notice: This patent is subject to a terminal disclaimer.  
(\*\* ) Term: **14 Years**  
(21) Appl. No.: **29/517,766**  
(22) Filed: **Feb. 17, 2015**  
(51) **LOC (10) Cl.** ..... **08-05**  
(52) **U.S. Cl.**  
USPC ..... **D8/373**  
(58) **Field of Classification Search**  
USPC ..... D8/375, 374, 381, 382, 380, 318, 373,  
D8/377, 363, 358, 384, 376, 385, 388, 389,  
D8/355, 394, 356, 396; D6/553; D3/205  
CPC ..... B25H 3/04; A47F 7/0021; A47B 81/007;  
A47B 96/063  
See application file for complete search history.

(56) **References Cited**  
U.S. PATENT DOCUMENTS  
D115,180 S \* 6/1939 Holden ..... D6/317  
D134,615 S \* 12/1942 Pientkewic ..... D8/373  
D216,458 S \* 1/1970 Nestrock ..... D25/43  
D322,554 S \* 12/1991 Amussen ..... D8/373  
D327,215 S \* 6/1992 Pestone ..... D8/373  
D332,390 S \* 1/1993 Adams ..... D8/373

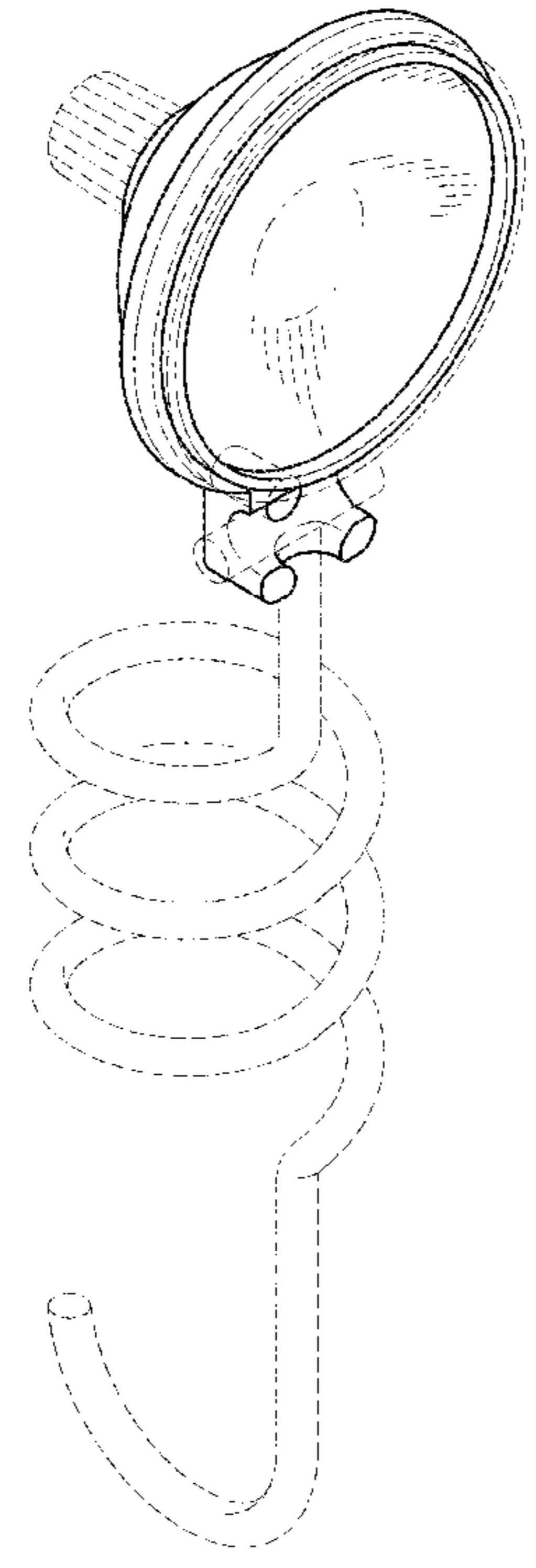
D499,635 S \* 12/2004 Osborne ..... D8/373  
D627,624 S \* 11/2010 Brassard ..... D8/363  
D646,558 S \* 10/2011 Murray ..... D8/373  
D668,531 S \* 10/2012 Ito ..... D8/373  
D706,610 S \* 6/2014 Sakuma ..... D8/363  
D715,132 S \* 10/2014 McSweyn ..... D8/363  
D730,723 S \* 6/2015 McSweyn ..... D8/363

\* cited by examiner  
*Primary Examiner* — Robert M Spear  
*Assistant Examiner* — Eliza Bennett-Hattan  
(74) *Attorney, Agent, or Firm* — Raymond Y. Chan; David and Raymond Patent Firm

(57) **CLAIM**  
The ornamental design for a suction cup cover, as shown and described.

**DESCRIPTION**  
FIG. 1 is a perspective view of a suction cup cover showing my new design.  
FIG. 2 is a front view thereof.  
FIG. 3 is a rear view thereof.  
FIG. 4 is a right view thereof.  
FIG. 5 is a left view thereof.  
FIG. 6 is top view thereof.  
FIG. 7 is a bottom view thereof; and,  
FIG. 8 is a perspective view of the suction cup cover, showing the suction cup cover attached to a sucker and hanging an object.  
The broken lines in FIG. 8 depict environmental subject matter only and form no part of the claimed design.

**1 Claim, 8 Drawing Sheets**



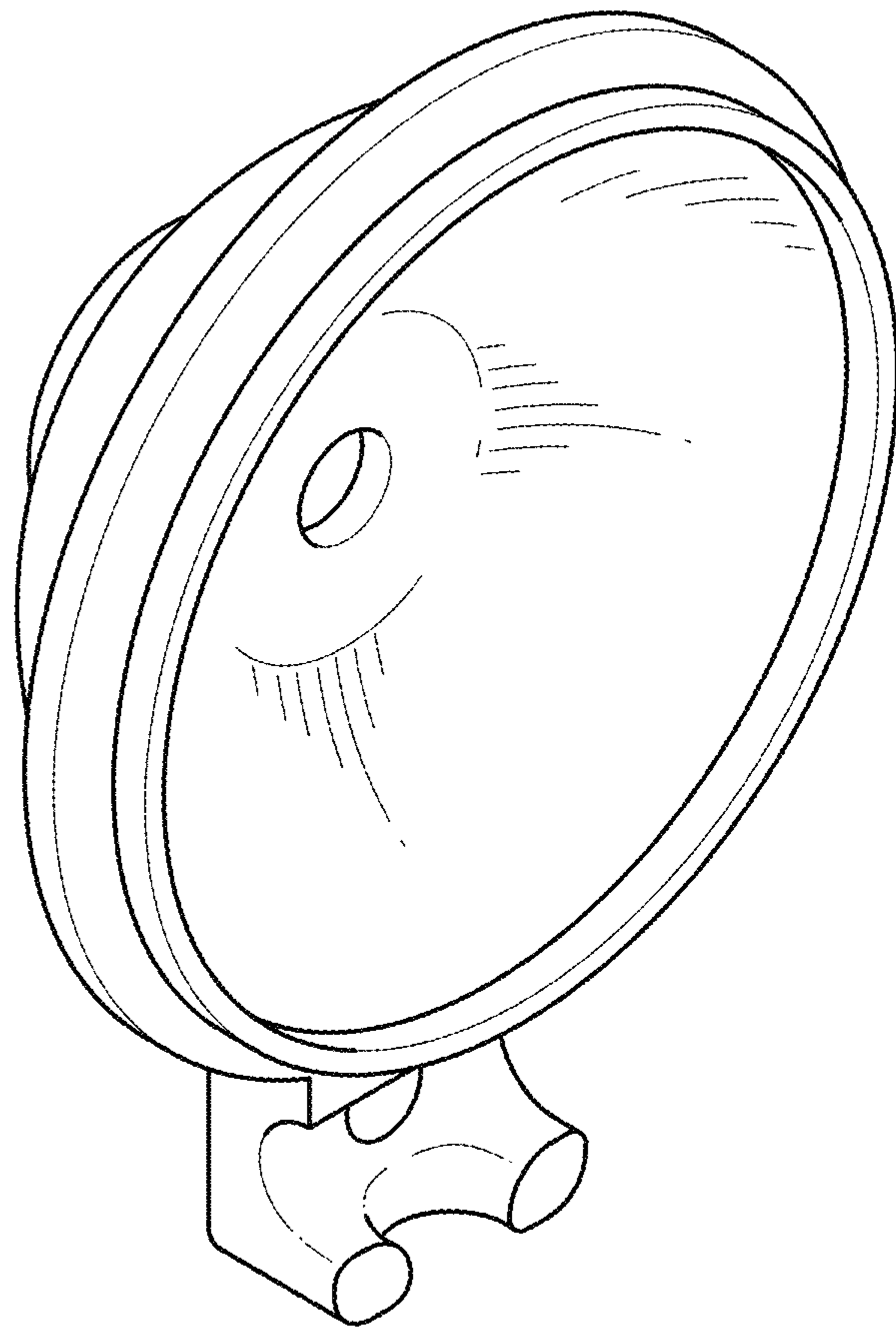


FIG. 1

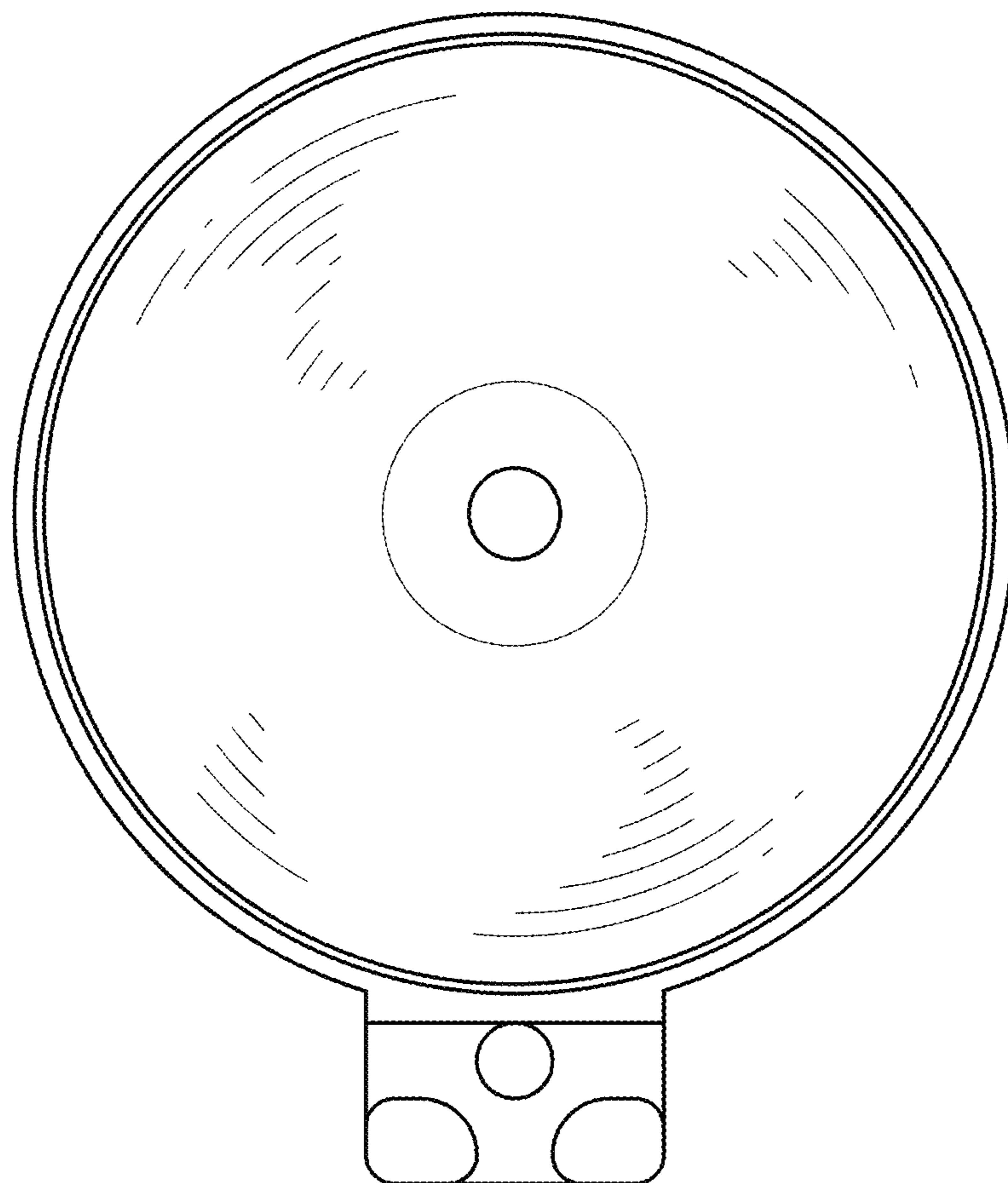


FIG. 2

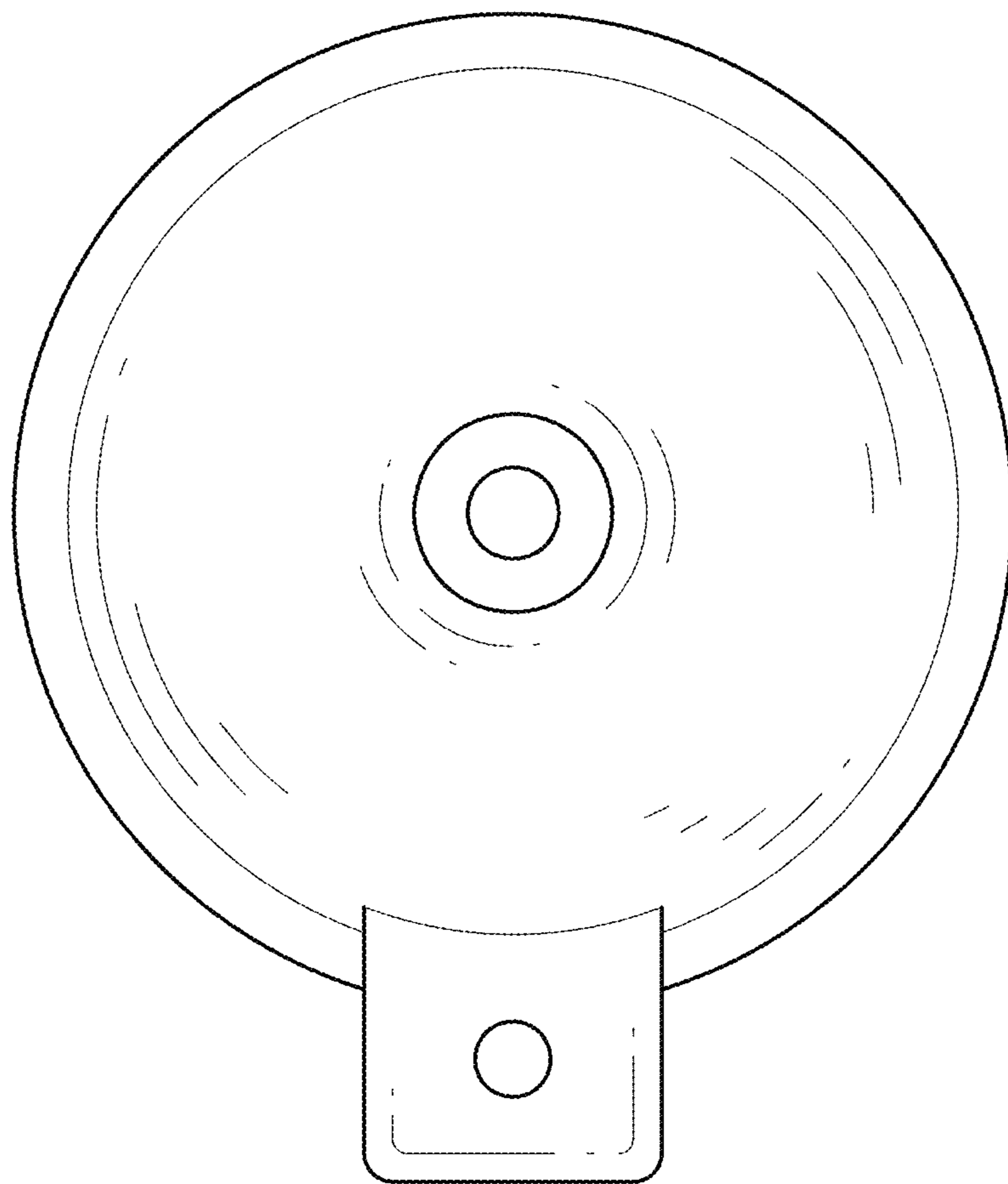


FIG. 3

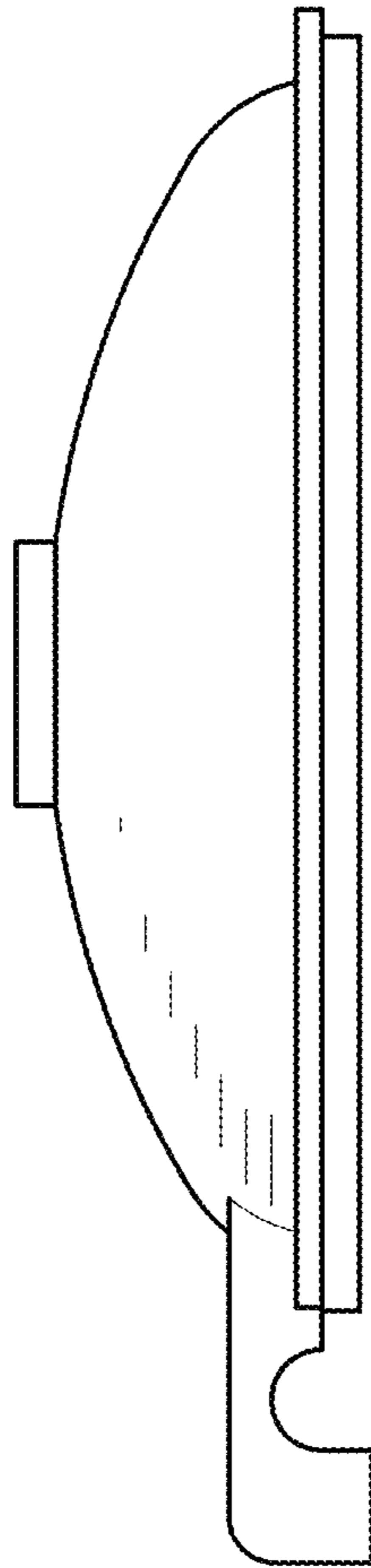


FIG. 4

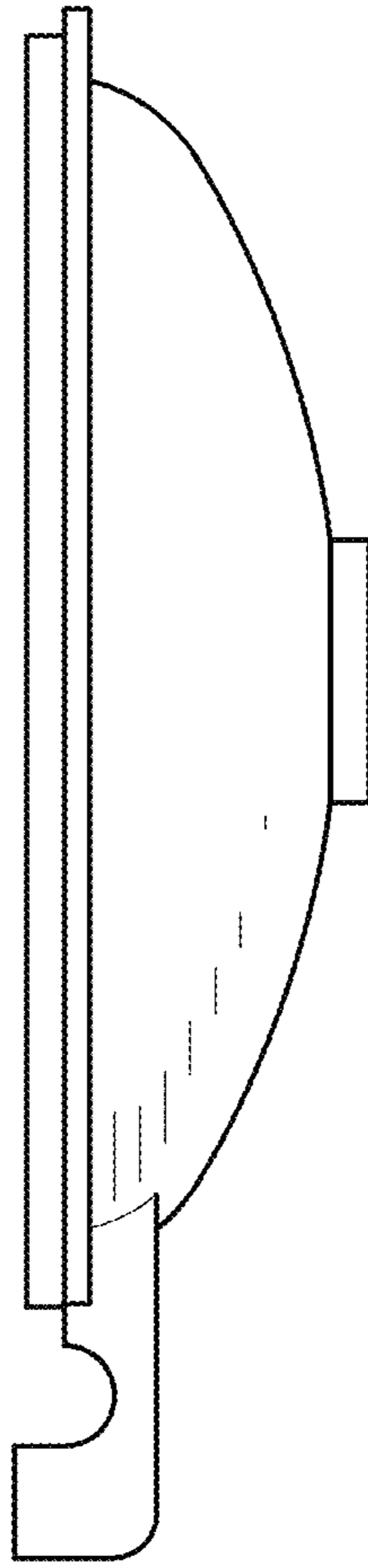


FIG. 5

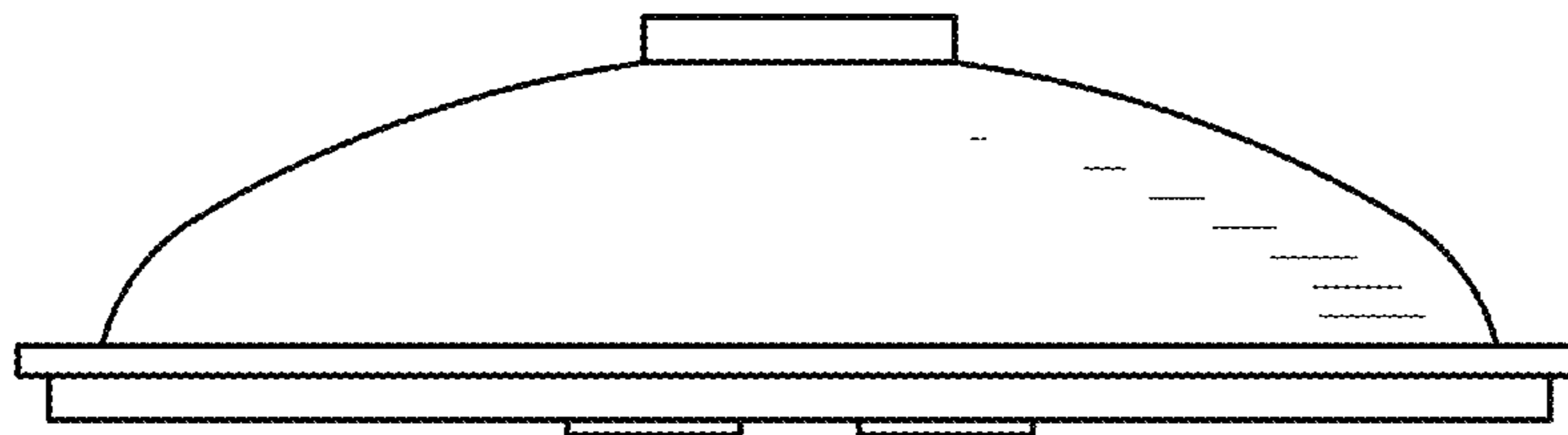


FIG. 6

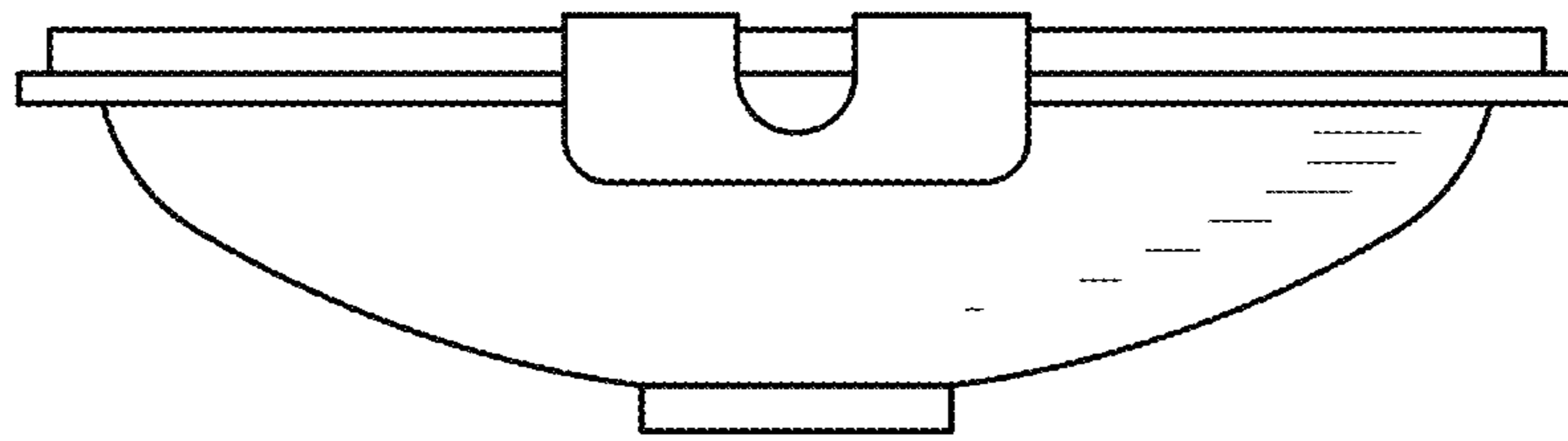


FIG. 7



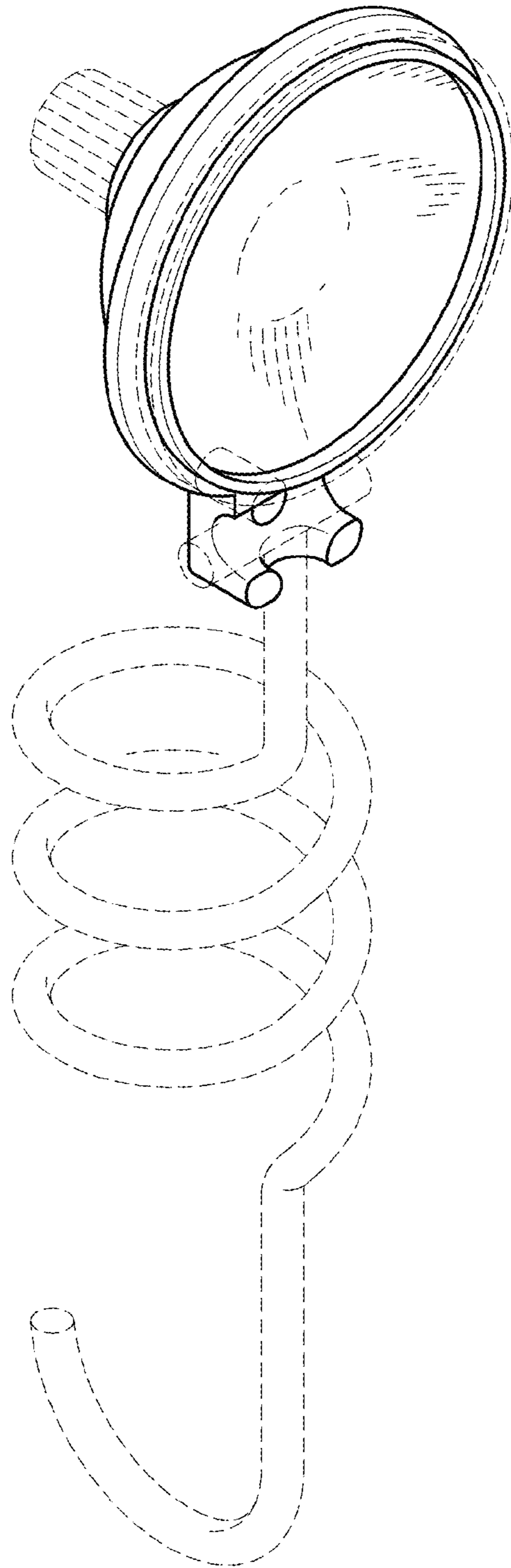


FIG. 8