



US00D765498S

(12) **United States Design Patent**
Dankert

(10) **Patent No.:** **US D765,498 S**

(45) **Date of Patent:** **** Sep. 6, 2016**

(54) **MAGNETIC HOOK**

(71) Applicant: **Ronald S. Dankert**, Truth or Consequences, NM (US)

(72) Inventor: **Ronald S. Dankert**, Truth or Consequences, NM (US)

(**) Term: **15 Years**

(21) Appl. No.: **29/533,184**

(22) Filed: **Jul. 15, 2015**

(51) **LOC (10) Cl.** **08-05**

(52) **U.S. Cl.**
USPC **D8/367**

(58) **Field of Classification Search**
USPC D8/367, 354, 349, 356
CPC A62B 1/00; A62B 7/00
See application file for complete search history.

(56) **References Cited**

U.S. PATENT DOCUMENTS

| | | | |
|--------------|---------|-----------------|--------|
| D387,637 S * | 12/1997 | Salgy | D8/1 |
| D466,791 S * | 12/2002 | Kelleghan | D8/356 |
| D474,105 S * | 5/2003 | Lee | D8/367 |
| D482,269 S * | 11/2003 | Martello | D8/356 |
| D492,188 S * | 6/2004 | Goldberg | D8/356 |

| | | | |
|----------------|--------|----------------|----------------------|
| D493,092 S * | 7/2004 | Kalat | D8/367 |
| 7,353,910 B2 * | 4/2008 | Klingler | A62B 1/14 182/192 |
| D700,830 S * | 3/2014 | Brockman | D8/367 |
| D721,570 S * | 1/2015 | Caughron | D8/367 |
| D755,612 S * | 5/2016 | Cooper | D8/367 |

* cited by examiner

Primary Examiner — Cynthia Underwood

(74) *Attorney, Agent, or Firm* — Ryan Kromholz & Manion, S.C.


(57) **CLAIM**

I claim the ornamental design for a magnetic hook, as shown and described.

DESCRIPTION

FIG. 1 is a front perspective hook of a magnetic hook; FIG. 2 is a first side view of said magnetic hook; FIG. 3 is a second side view of said magnetic hook; FIG. 4 is a is a front view of said magnetic hook; FIG. 5 is a is a rear view of said magnetic hook; FIG. 6 is a top view of said magnetic hook; and, FIG. 7 is a bottom view of said magnetic hook. The broken lines represent environment and forms no part of the claim.

1 Claim, 1 Drawing Sheet



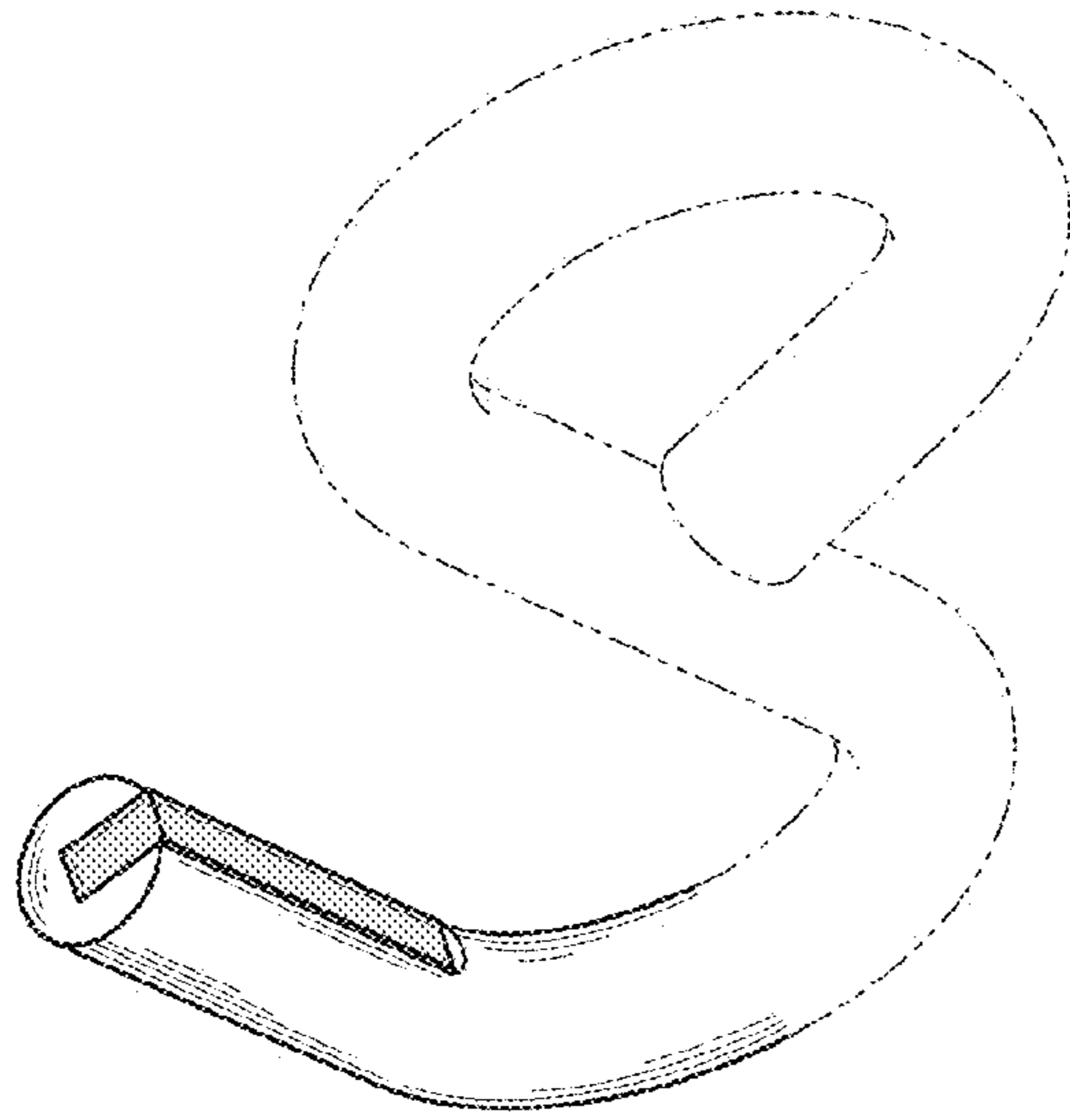


Fig. 1

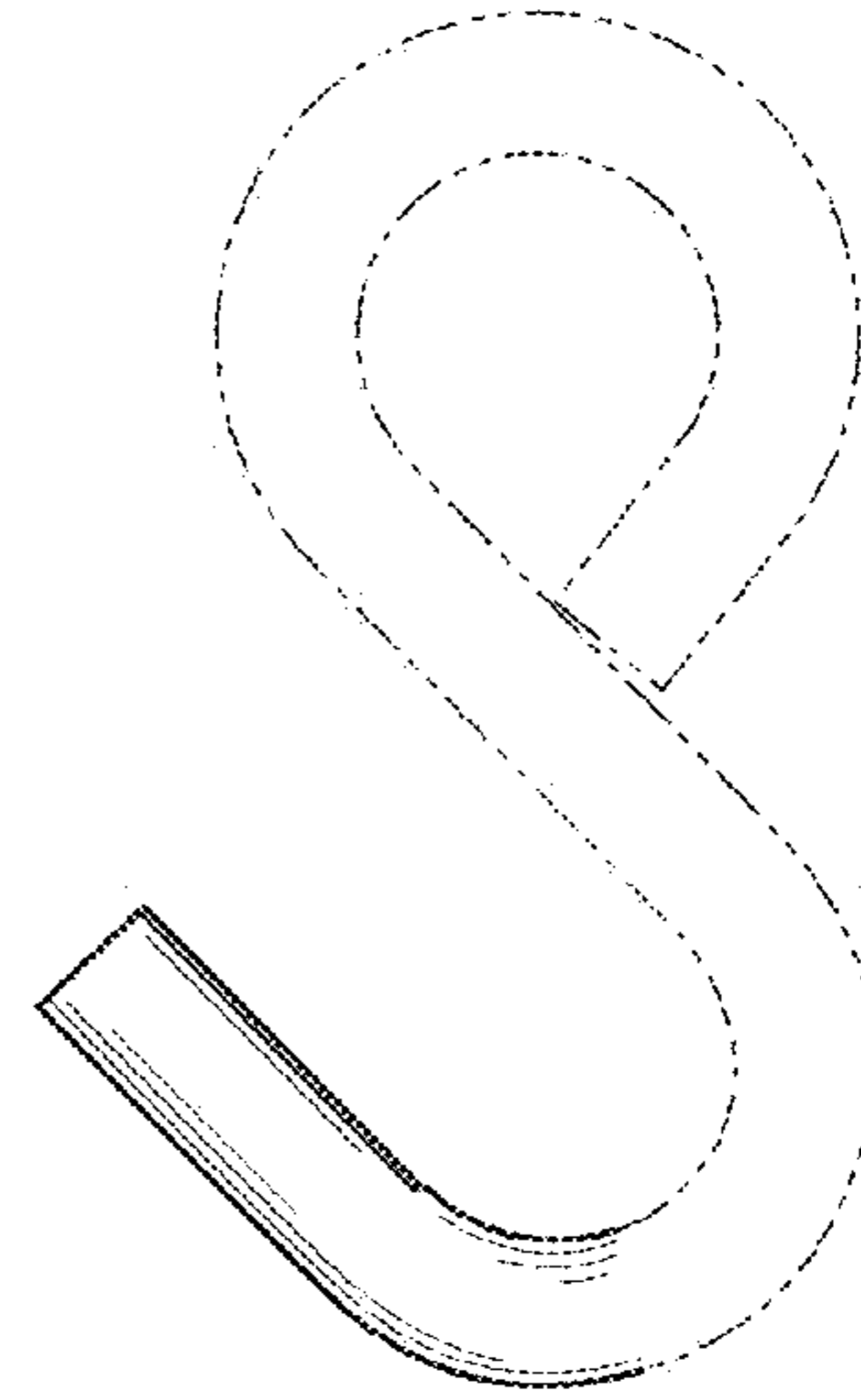


Fig. 2

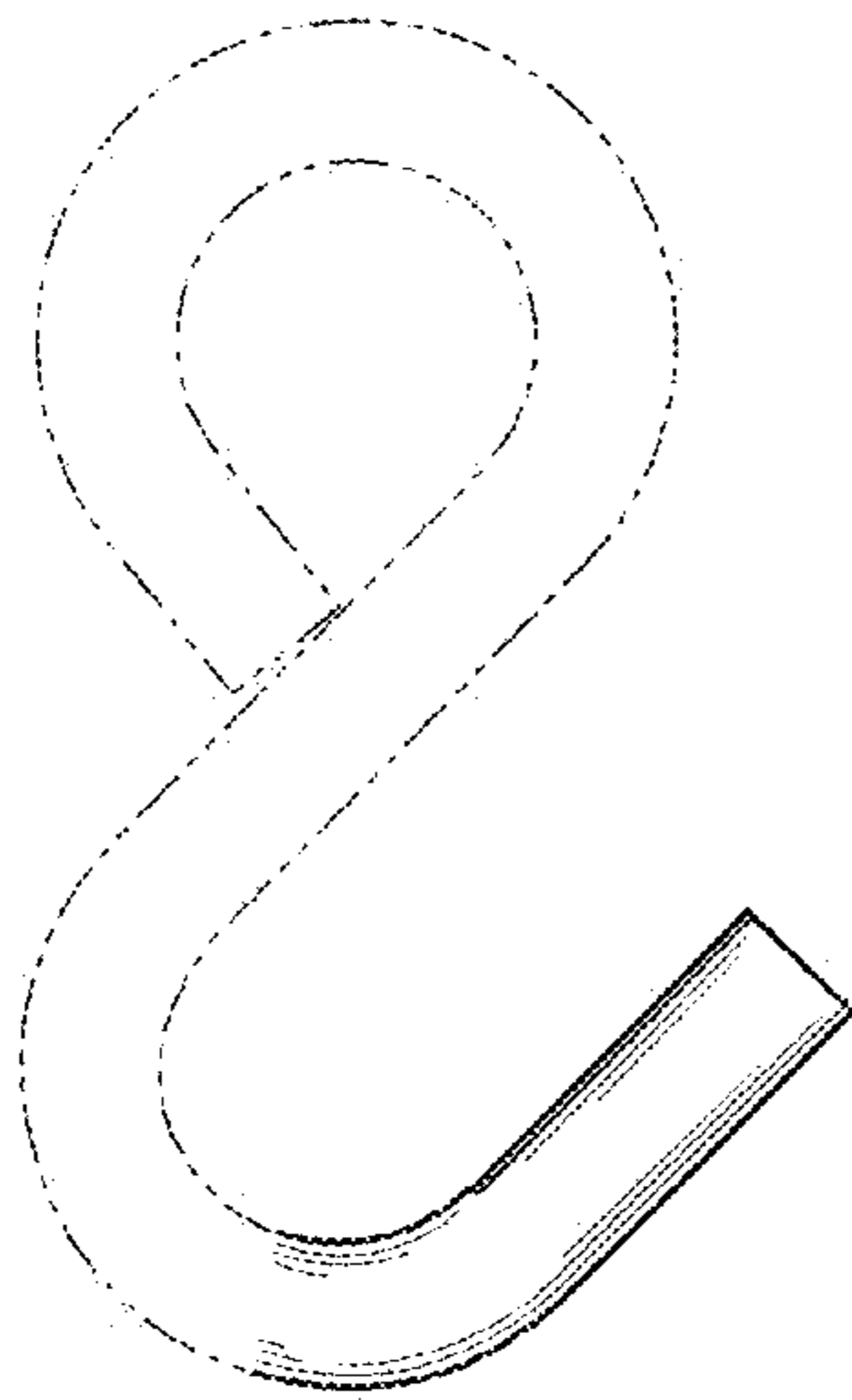


Fig. 3




Fig. 4




Fig. 5

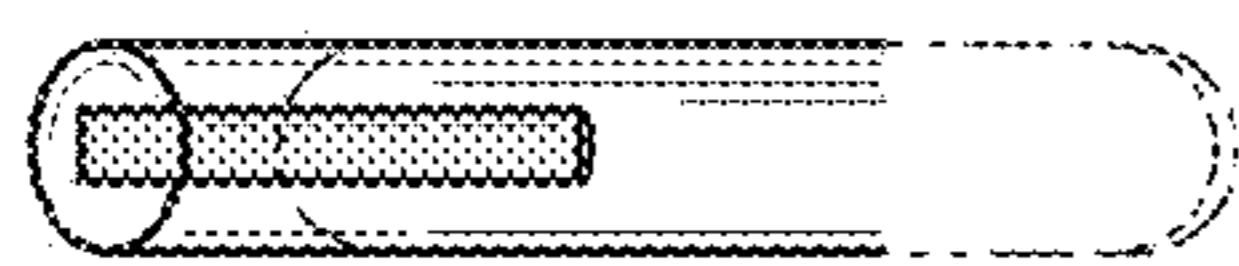


Fig. 6

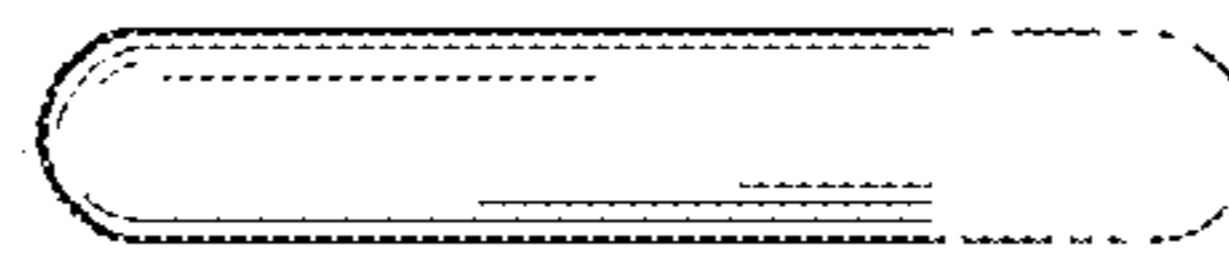


Fig. 7