

US00D765487S

(12) **United States Design Patent**
Barr

(10) **Patent No.:** **US D765,487 S**

(45) **Date of Patent:** **** Sep. 6, 2016**

(54) **POCKETKNIFE TOOL**

(71) Applicant: **Caffeinate Labs, Inc.**, Somerville, MA
(US)

(72) Inventor: **Nathan G. Barr**, Somerville, MA (US)

(**) Term: **14 Years**

(21) Appl. No.: **29/481,091**

(22) Filed: **Jan. 31, 2014**

(51) **LOC (10) Cl.** **08-03**

(52) **U.S. Cl.**
USPC **D8/99**

(58) **Field of Classification Search**
USPC D8/98, 99, 100, 105; D22/118
CPC B26B 3/06; B26B 1/10; B26B 1/02;
B26B 1/48; B26B 1/04
See application file for complete search history.

(56) **References Cited**

U.S. PATENT DOCUMENTS

2,596,294	A *	5/1952	Schrade	30/161
4,312,128	A *	1/1982	Olsen	30/157
D411,091	S *	6/1999	Halligan	D8/99
D414,671	S *	10/1999	Halligan	D8/99
D429,986	S *	8/2000	Cheng	D8/99
6,101,722	A *	8/2000	Cheng	30/155
6,101,724	A *	8/2000	Halligan	30/161
6,105,255	A *	8/2000	Cheng	30/161

D492,568	S *	7/2004	Allen	D8/99
6,804,887	B2 *	10/2004	Cheng	30/161
6,848,184	B2 *	2/2005	Cheng	30/155
D505,057	S *	5/2005	Ralph	D8/99
D605,021	S *	12/2009	Noraker	D8/99
D605,022	S *	12/2009	Noraker	D8/99
D623,040	S *	9/2010	Freeman et al.	D8/107
D664,826	S *	8/2012	Lebeau	D8/99
D664,827	S *	8/2012	Lebeau	D8/99

* cited by examiner

Primary Examiner — Phillip S Hyder

(74) *Attorney, Agent, or Firm* — Anne-Marie Dinius

(57) **CLAIM**

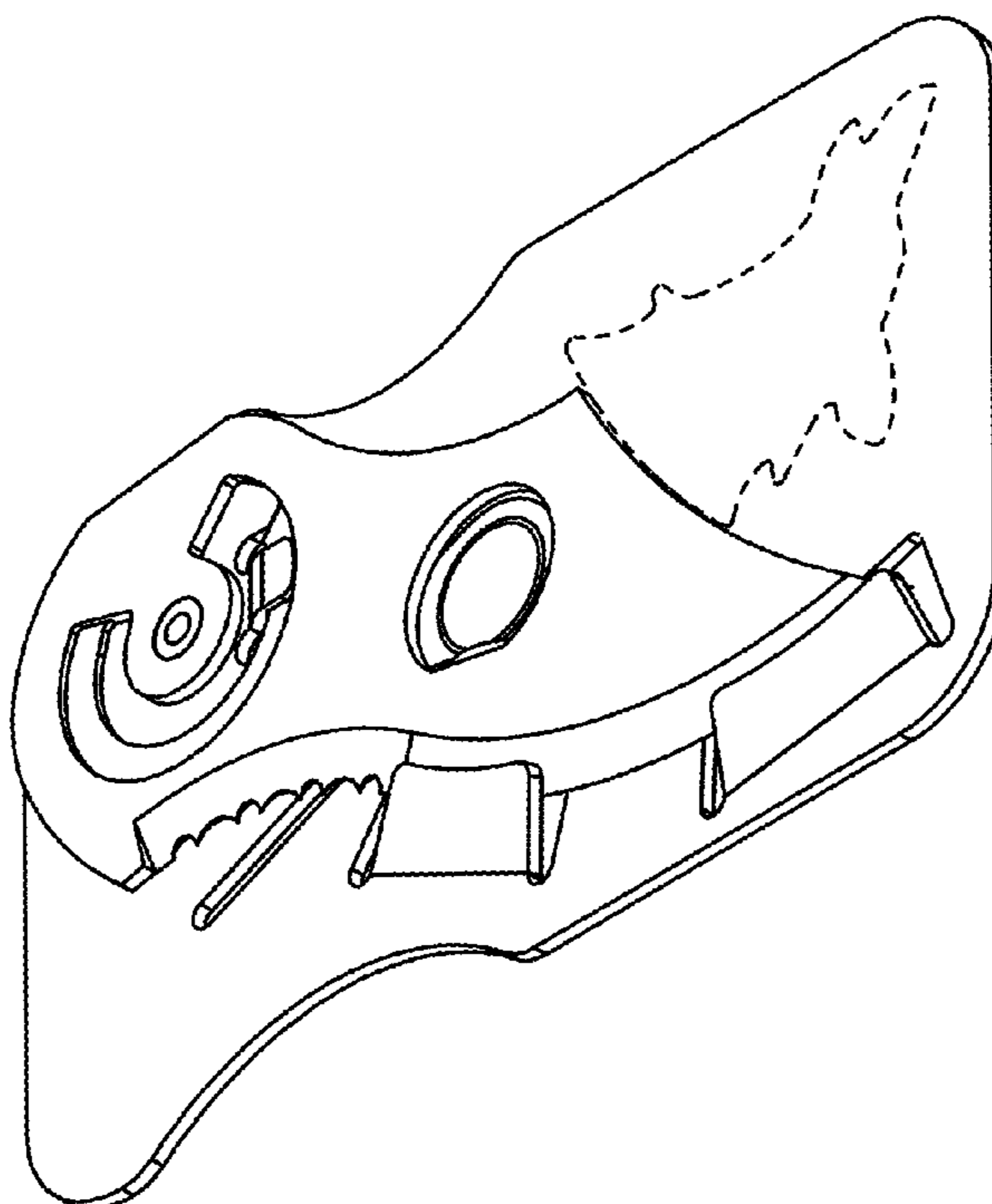
The ornamental design for a pocketknife tool, as shown and described.

DESCRIPTION

FIG. 1 is a front elevation view of a pocket knife showing my new design with the blade in the open position; FIG. 2 is a front perspective view thereof, with the blade in the closed position; FIG. 3 is a top plan view thereof; FIG. 4 is a bottom plan view thereof; FIG. 5 is left side elevation view thereof; FIG. 6 is a right side elevation view thereof; FIG. 7 is a front elevation view thereof; and, FIG. 8 is a rear elevation view thereof.

The broken lines depict portions of the pocket knife in which the design is embodied that are not considered part of the claimed design.

1 Claim, 6 Drawing Sheets



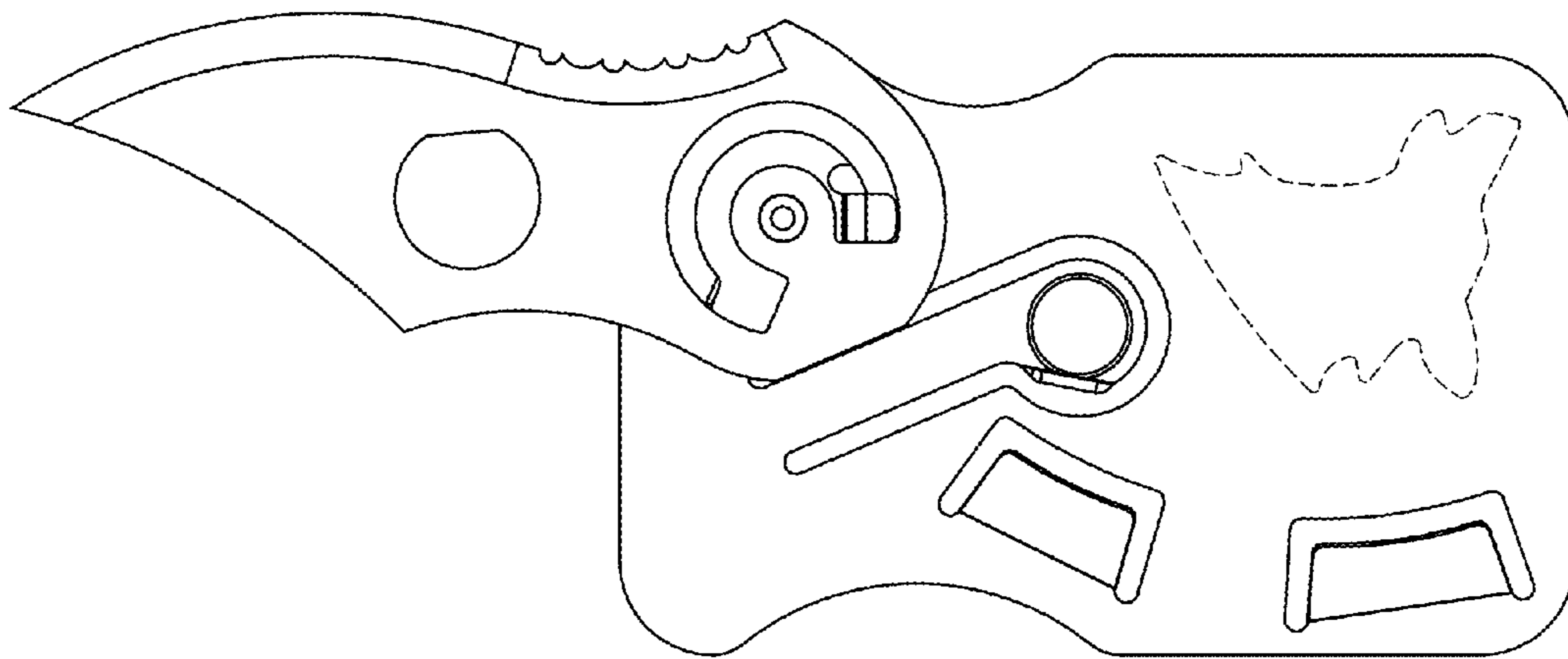


FIG. 1

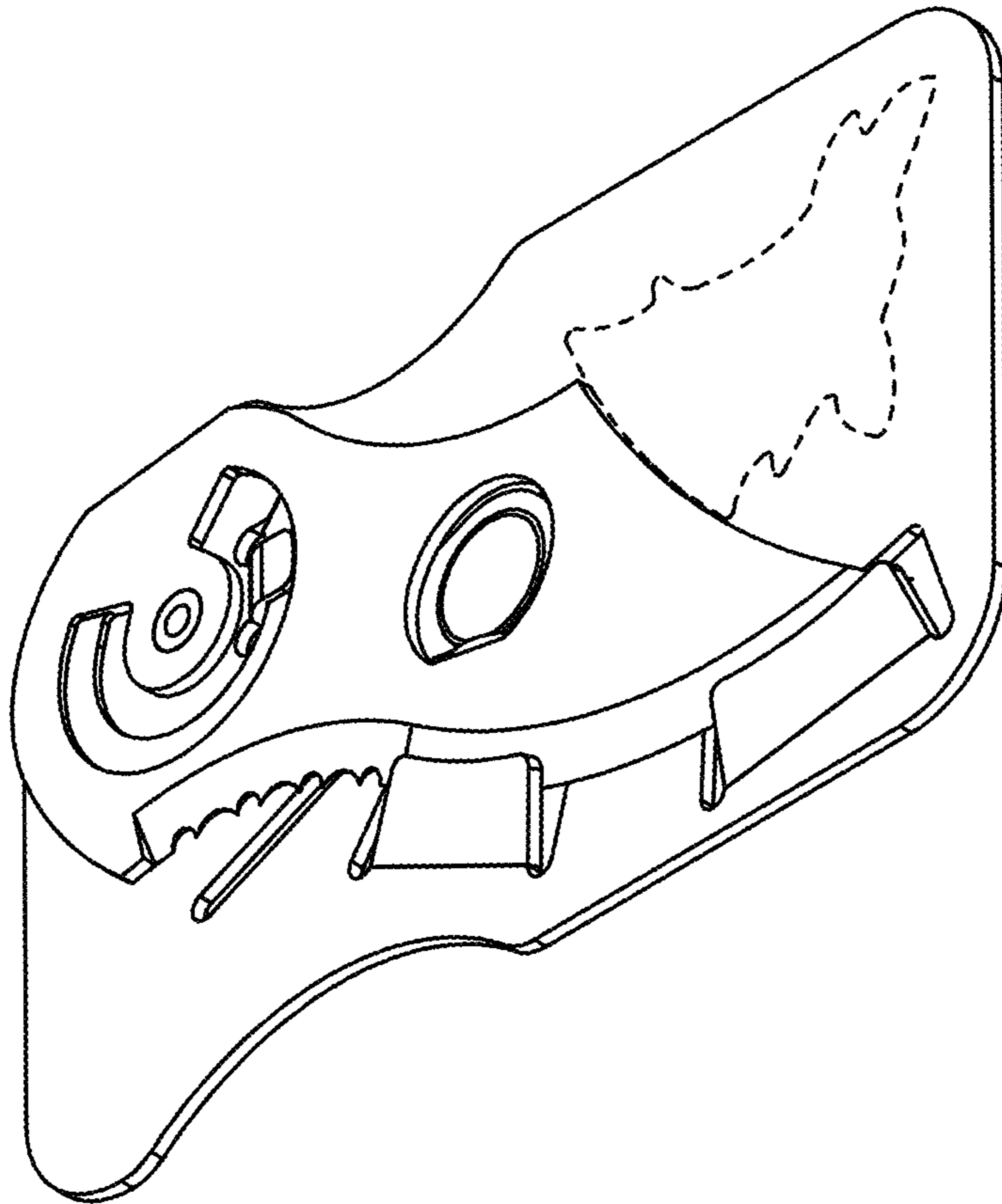


FIG. 2




FIG. 3

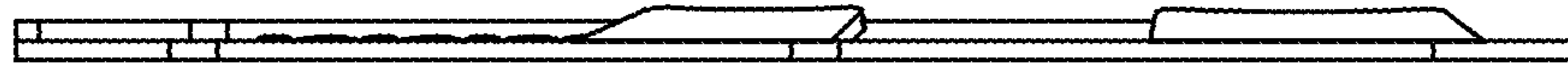


FIG. 4



FIG. 5



FIG. 6

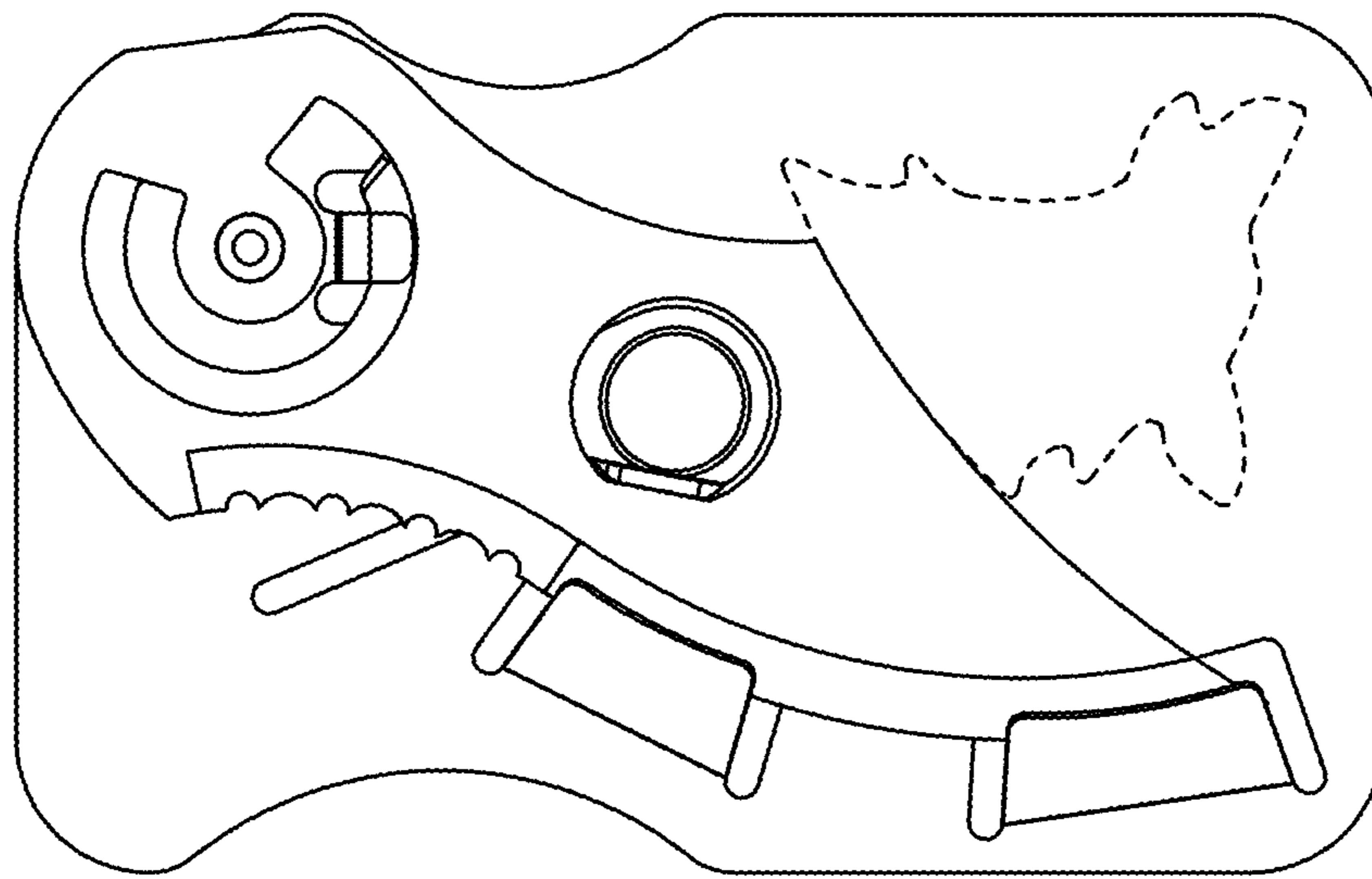


FIG. 7

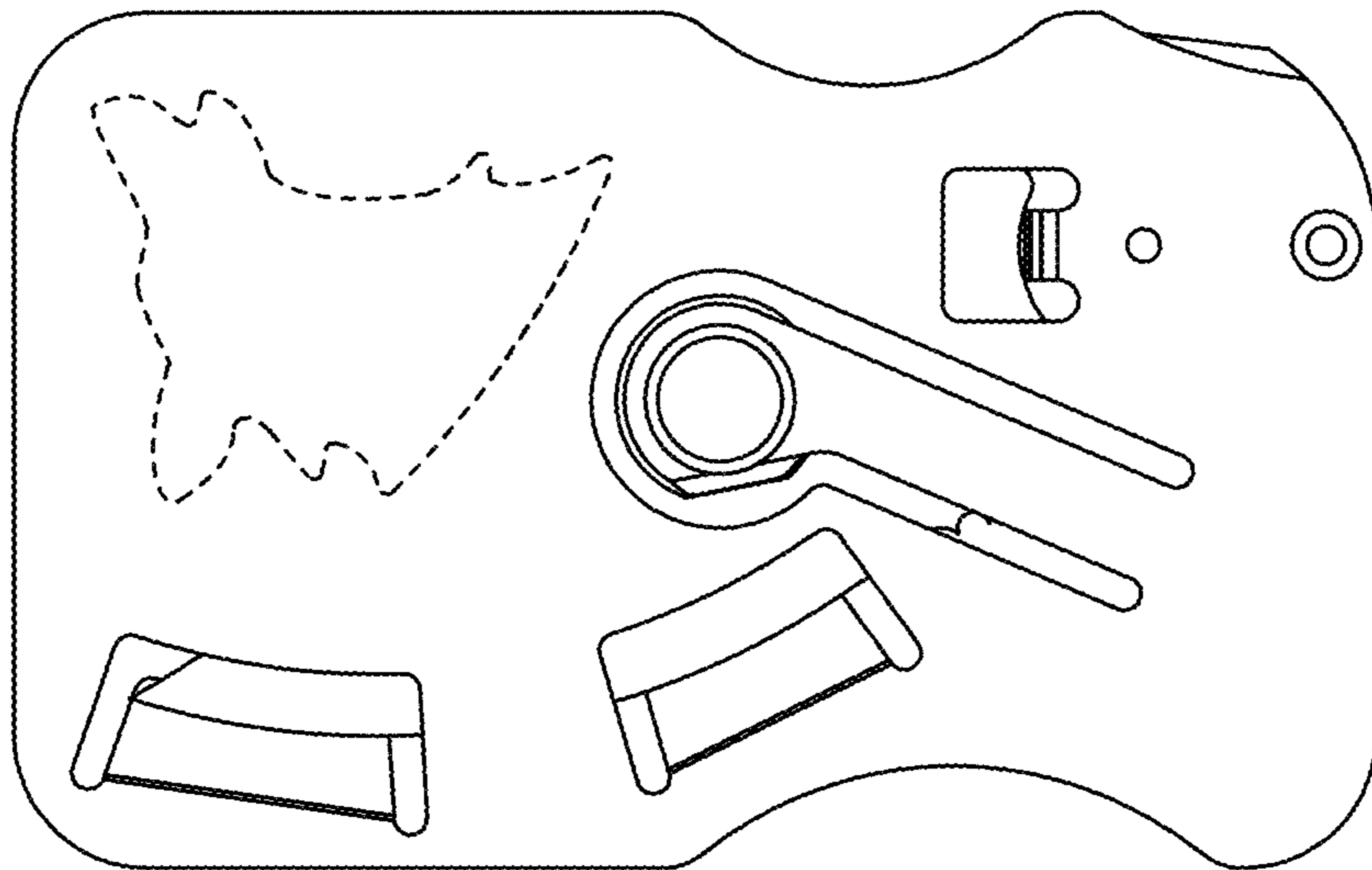


FIG. 8