

US00D765483S

(12) **United States Design Patent**
Knirr

(10) **Patent No.:** **US D765,483 S**

(45) **Date of Patent:** **** Sep. 6, 2016**

(54) **CORK REMOVER**

(71) Applicant: **Aaron Knirr**, Eureka, MO (US)

(72) Inventor: **Aaron Knirr**, Eureka, MO (US)

(**) Term: **14 Years**

(21) Appl. No.: **29/516,176**

(22) Filed: **Jan. 29, 2015**

(51) **LOC (10) Cl.** **07-99**

(52) **U.S. Cl.**
USPC **D8/38**

(58) **Field of Classification Search**
USPC D8/16, 18, 33-43, 98, 104; D21/725
CPC B67B 7/00; B67B 7/14; B67B 7/16;
B67B 7/24; B67B 7/30; B67B 7/32; B67B
7/34; B67B 7/36; B67B 7/38; A63B 59/50
See application file for complete search history.

D476,054 S *	6/2003	Palmisciano, Jr.	D21/725
D479,120 S *	9/2003	Rodriguez, Jr.	D8/383
D649,210 S *	11/2011	Page	D21/725
D652,463 S *	1/2012	Hoff	D21/725
D658,730 S *	5/2012	Olivo	D11/166
D668,307 S *	10/2012	Grimm	D21/725
2001/0034276 A1 *	10/2001	Brown	A63B 15/005 473/457
2015/0122415 A1 *	5/2015	Van Nguyen	A63B 59/50 156/294

* cited by examiner

Primary Examiner — Elizabeth Albert

(74) *Attorney, Agent, or Firm* — QuickPatents, LLC; Kevin Prince

(57) **CLAIM**

I claim the ornamental design for a cork remover, as shown and described.

(56) **References Cited**

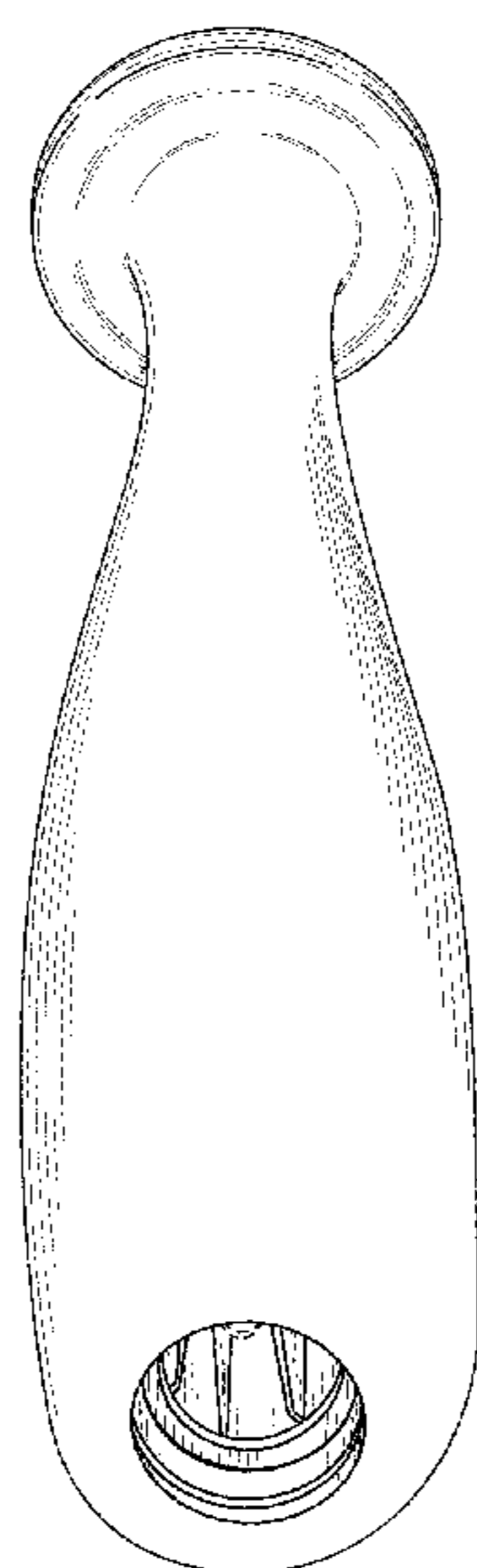
U.S. PATENT DOCUMENTS

D128,625 S *	8/1941	Fischer	206/232
D194,322 S *	1/1963	Weinstein	D21/722
D196,878 S *	11/1963	McCain	D21/725
3,122,365 A *	2/1964	August	A63B 69/0002 473/453
4,131,981 A *	1/1979	Scott	A63B 59/50 29/450
D296,691 S *	7/1988	Tajima	D14/204
D310,114 S *	8/1990	Catherall	D21/725
5,071,123 A *	12/1991	Spector	A63B 60/38 446/76
D364,653 S *	11/1995	Boden	D10/116.1
D415,398 S *	10/1999	Wysopal	D3/211
D418,181 S *	12/1999	Lau	D21/725
D419,378 S *	1/2000	Madden	D7/510

DESCRIPTION

FIG. 1 is a top perspective view of a cork remover, showing my new design;
FIG. 2 is a bottom perspective view thereof;
FIG. 3 is a front elevational view thereof;
FIG. 4 is a right-side elevational view thereof, the left-side elevational view being a mirror image thereof;
FIG. 5 is a rear elevational view thereof;
FIG. 6 is a bottom plan view thereof; and,
FIG. 7 is a top plan view thereof.
The broken lines in FIG. 2 and FIG. 6 are included to show portions of the cork remover that form no part of the claimed design.

1 Claim, 3 Drawing Sheets



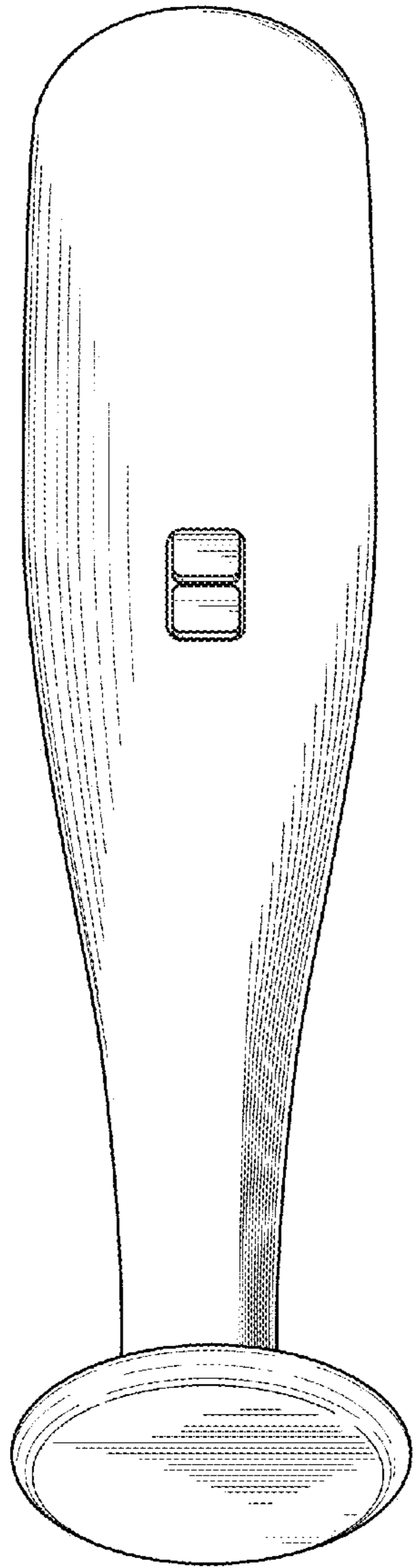


FIG. 1

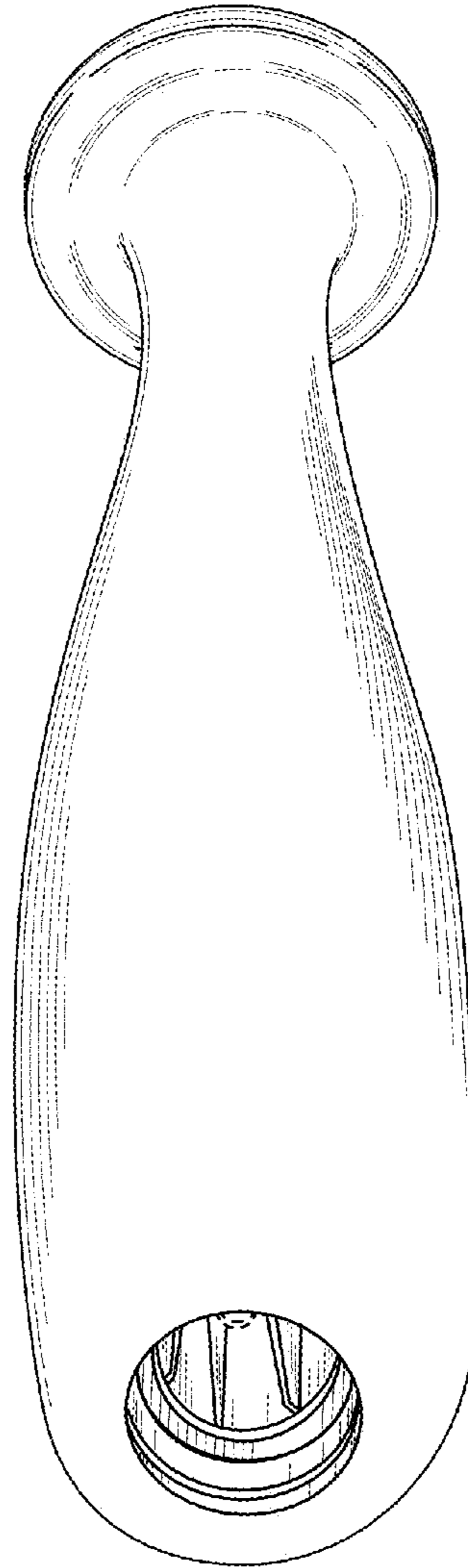


FIG. 2

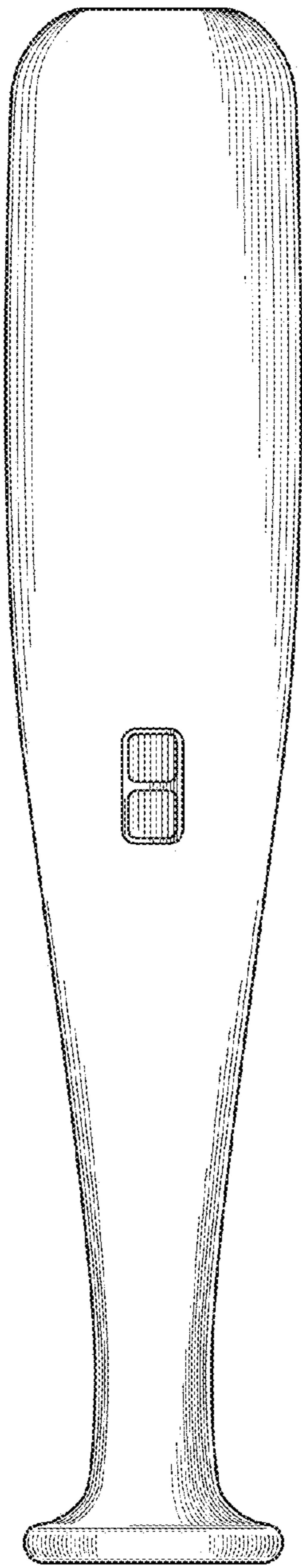


FIG. 3

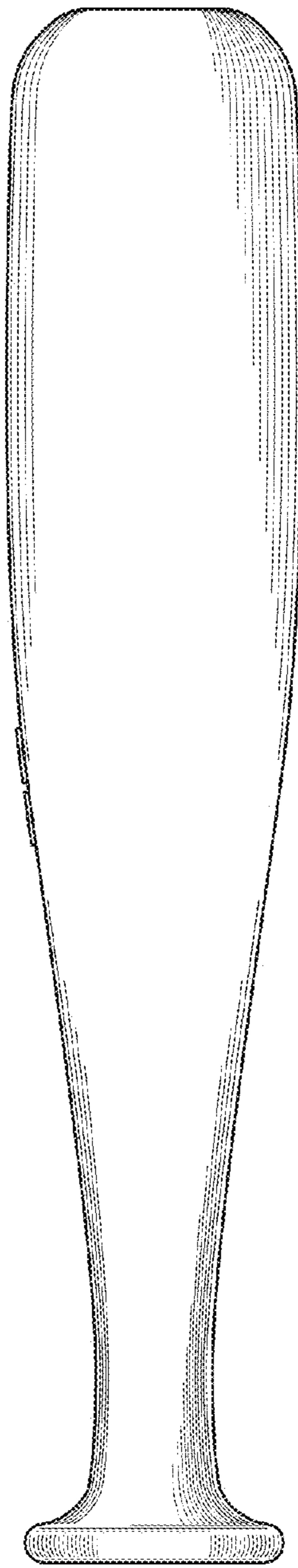


FIG. 4

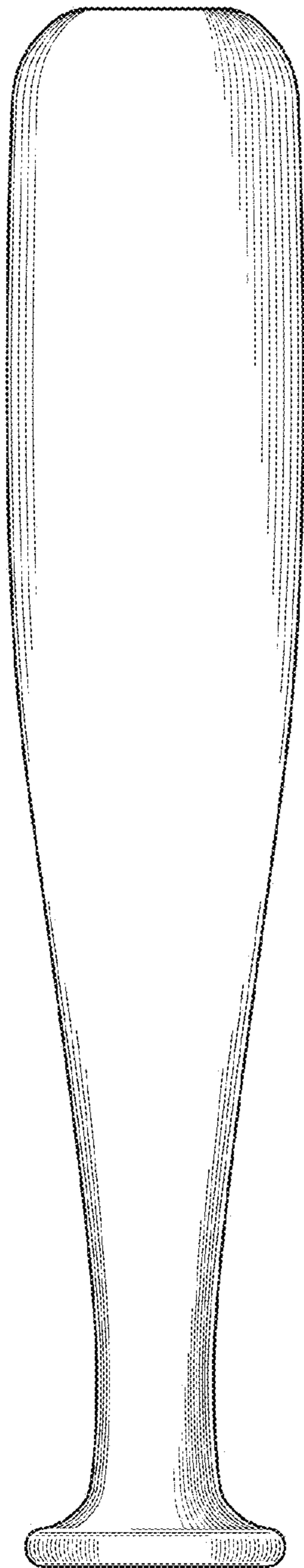


FIG. 5

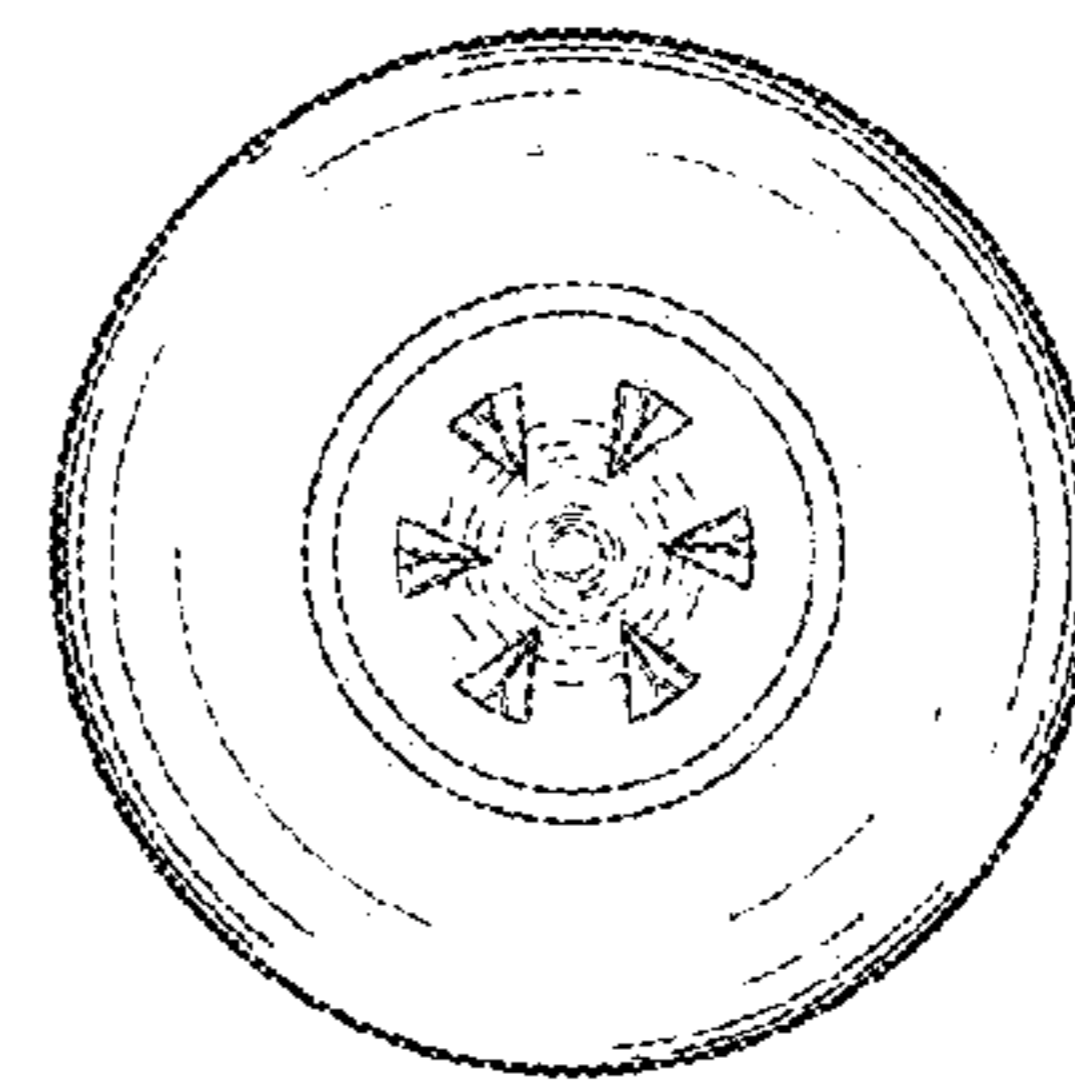


FIG. 6

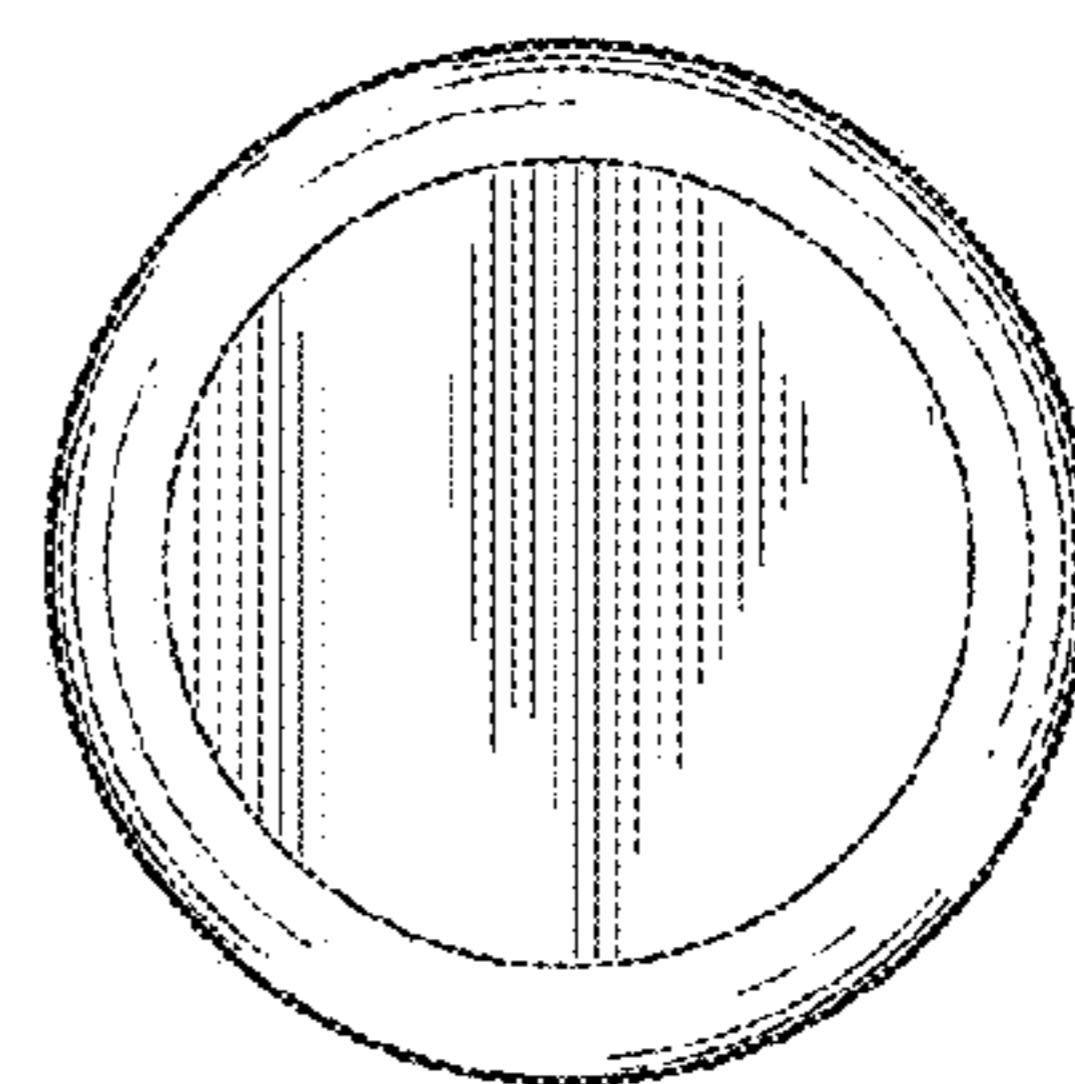


FIG. 7