



US00D765473S

(12) **United States Design Patent**
Beckman

(10) **Patent No.:** **US D765,473 S**

(45) **Date of Patent:** **** *Sep. 6, 2016**

(54) **BEVERAGE CONTAINER**

(75) Inventor: **Michael Carl Beckman**, Seattle, WA
(US)

(73) Assignee: **PACIFIC MARKET**
INTERNATIONAL LLC, Seattle, WA
(US)

(*) Notice: This patent is subject to a terminal disclaimer.

(**) Term: **14 Years**

(21) Appl. No.: **29/419,216**

(22) Filed: **Apr. 26, 2012**

(51) **LOC (10) Cl.** **07-01**

(52) **U.S. Cl.**
USPC **D7/536; D7/509; D7/533; D7/521**

(58) **Field of Classification Search**
USPC D7/510, 511, 522, 524, 528, 515, 533,
D7/536, 537, 542; 215/331, 44, 276, 377,
215/11.1; 220/675
CPC B65D 51/145; B65D 45/32; B65D 1/10
See application file for complete search history.

(56) **References Cited**

U.S. PATENT DOCUMENTS

22,186	A *	11/1858	Mason	215/44
49,256	A *	8/1865	Bennett	215/276
100,306	A *	3/1870	Mason	215/276
1,978,978	A *	10/1934	Bailey	215/276
D236,573	S *	9/1975	Rothstein	D7/539
D247,475	S	3/1978	Newman		
D249,998	S *	10/1978	Gobleck, Jr.	D7/613
D308,800	S *	6/1990	Durand	D7/521
D356,499	S	3/1995	Cautereels et al.		
5,704,510	A	1/1998	Feltman et al.		
D433,596	S	11/2000	Price		
D436,294	S	1/2001	Marck		
D462,579	S	9/2002	Janky		

D466,371	S	12/2002	Parker		
D485,759	S	1/2004	Janky et al.		
D486,997	S *	2/2004	Janky	D7/531
D493,332	S	7/2004	Bin		
D501,759	S *	2/2005	Sands	D7/536

(Continued)

OTHER PUBLICATIONS

U.S. Appl. No. 29/425,852, filed Jun. 27, 2012, Beckman.

(Continued)

Primary Examiner — Ian Simmons

Assistant Examiner — Rashida C McCoy

(74) *Attorney, Agent, or Firm* — George C. Rondeau, Jr.;
Davis Wright Tremaine LLP

(57) **CLAIM**

The ornamental design for a beverage container, as shown and described.

DESCRIPTION

FIG. 1 is a top rear perspective view of a beverage container showing my new design.

FIG. 2 is a left side elevational view thereof.

FIG. 3 is a right side elevational view thereof.

FIG. 4 is a front elevational view thereof.

FIG. 5 is a rear elevational view thereof.

FIG. 6 is a top plan view thereof.

FIG. 7 is a bottom plan view thereof.

FIG. 8 is a top rear perspective view of a second embodiment thereof.

FIG. 9 is a left side elevational view thereof.

FIG. 10 is a right side elevational view thereof.

FIG. 11 is a front elevational view thereof.

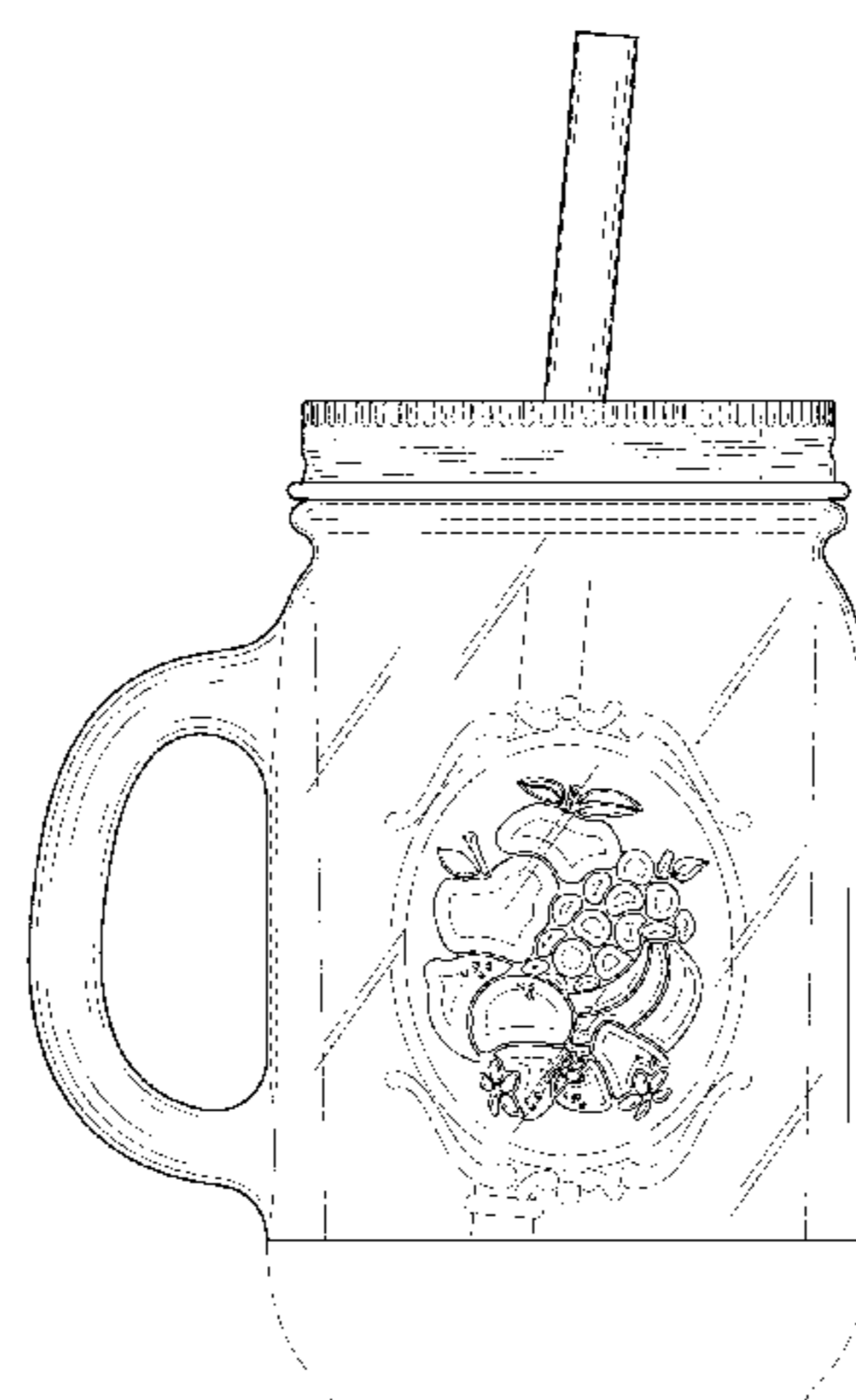

FIG. 12 is a rear elevational view thereof.

FIG. 13 is a top plan view thereof; and,

FIG. 14 is a bottom plan view thereof.

The broken lines represent portions of the beverage container that form no part of the claim.

1 Claim, 12 Drawing Sheets



(56)

References Cited

U.S. PATENT DOCUMENTS

D521,802 S * 5/2006 Sands D7/396.2
D522,860 S 6/2006 LaFortune
D524,602 S * 7/2006 Arduini D7/536
D535,877 S 1/2007 Tanninen et al.
D567,657 S 4/2008 Hall et al.
D615,817 S * 5/2010 George D7/510
D627,192 S 11/2010 Gilbert et al.

D631,284 S 1/2011 Fuller
D667,263 S 9/2012 Gilbert et al.
D674,663 S 1/2013 Cahen
D719,785 S * 12/2014 Grcic D7/536
2002/0011494 A1 1/2002 Lukacevic

OTHER PUBLICATIONS

U.S. Appl. No. 29/419,218, filed Apr. 26, 2012, Beckman.

* cited by examiner




FIG. 1



FIG.2



FIG. 3




FIG. 4




FIG. 5

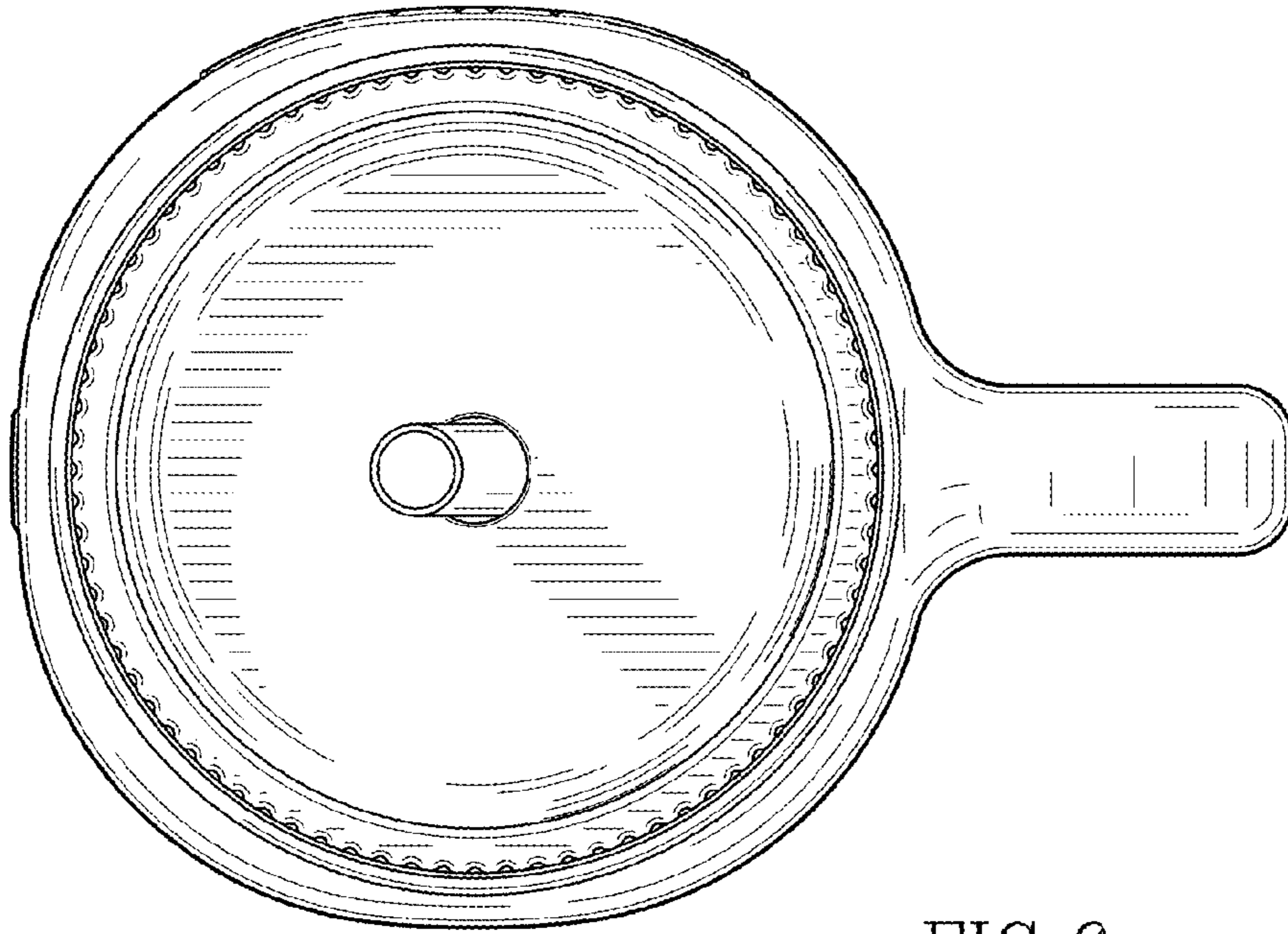


FIG. 6

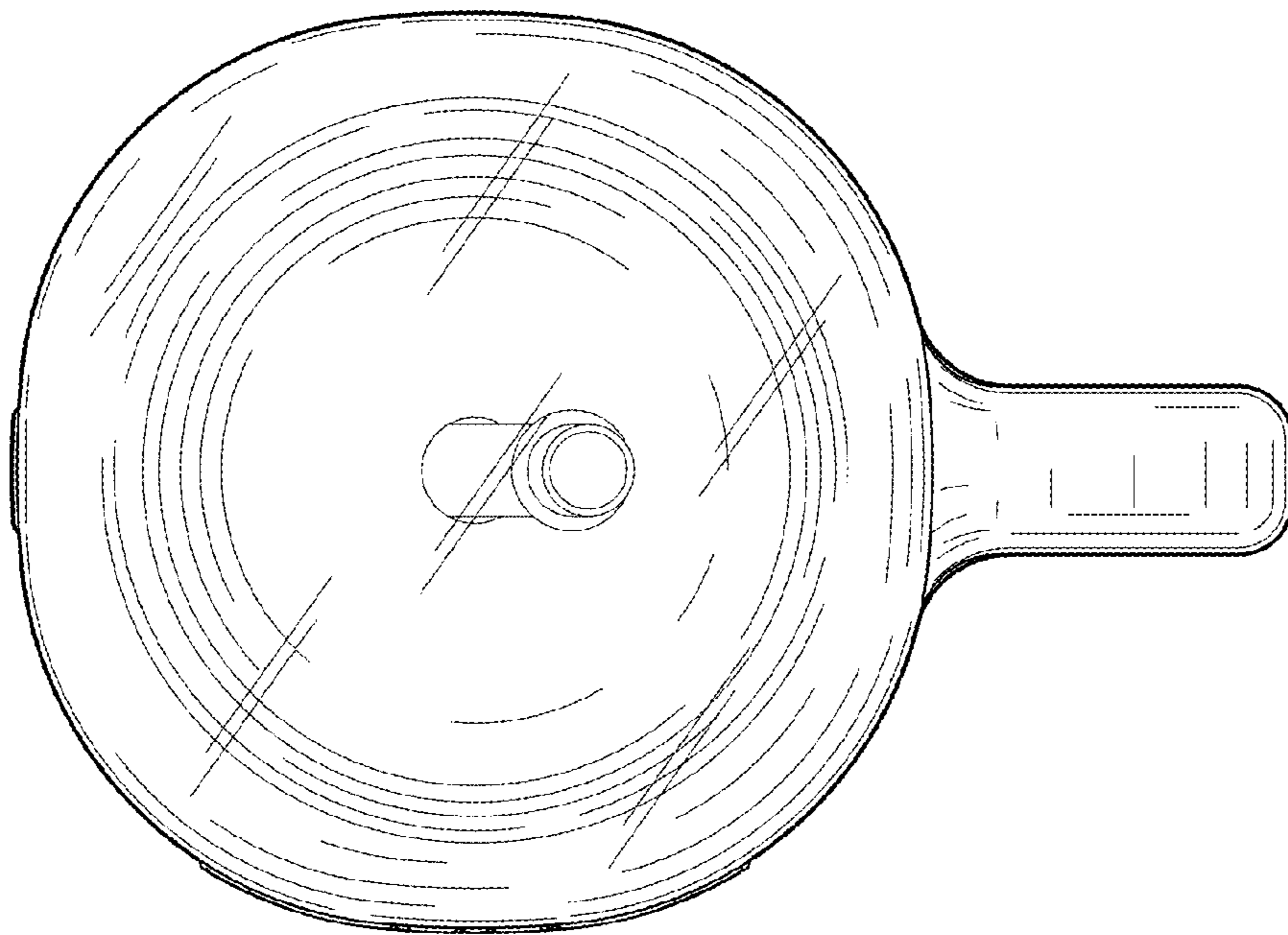


FIG. 7




FIG. 8



FIG. 9



FIG.10




FIG. 11




FIG. 12

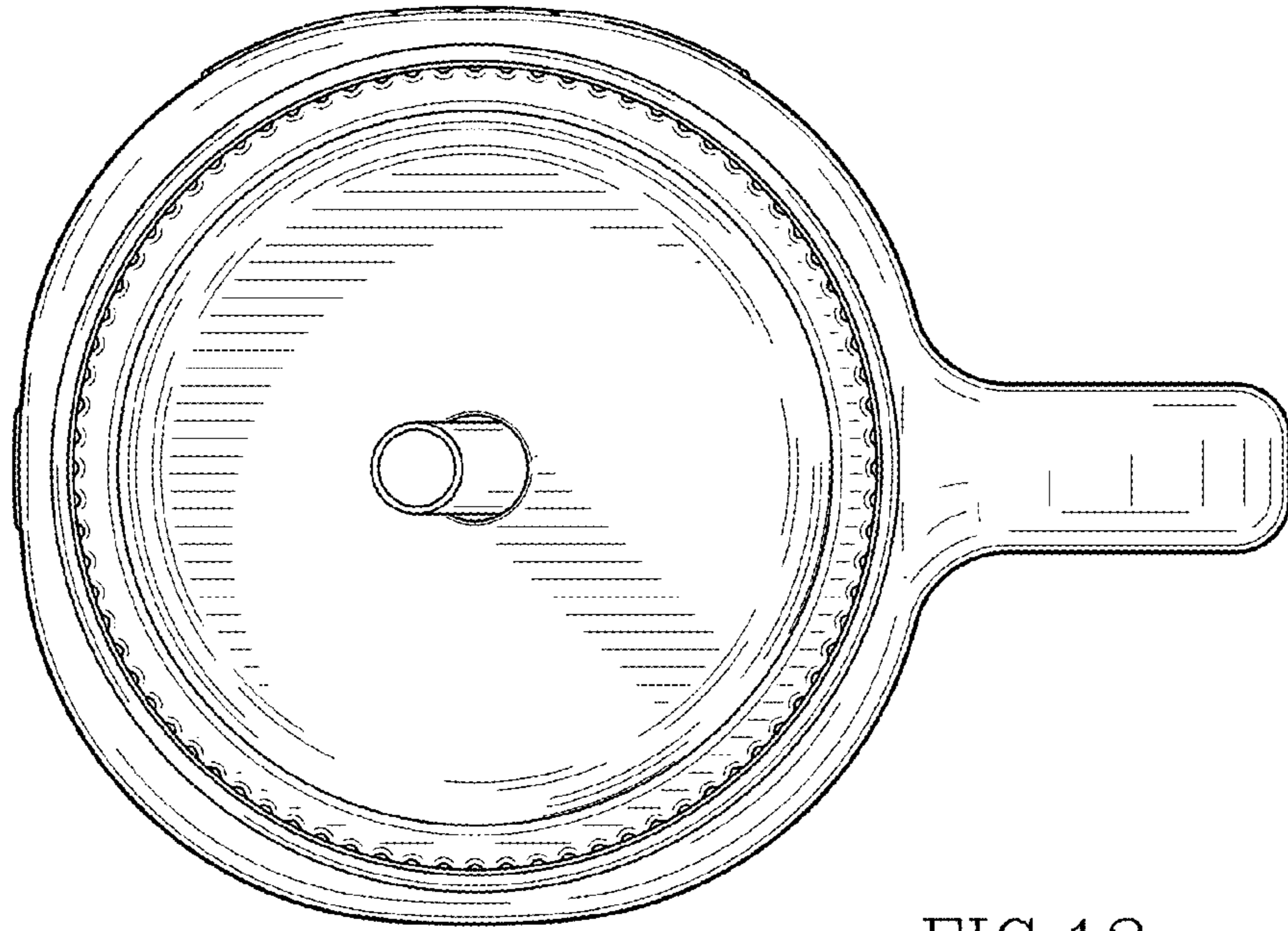


FIG.13

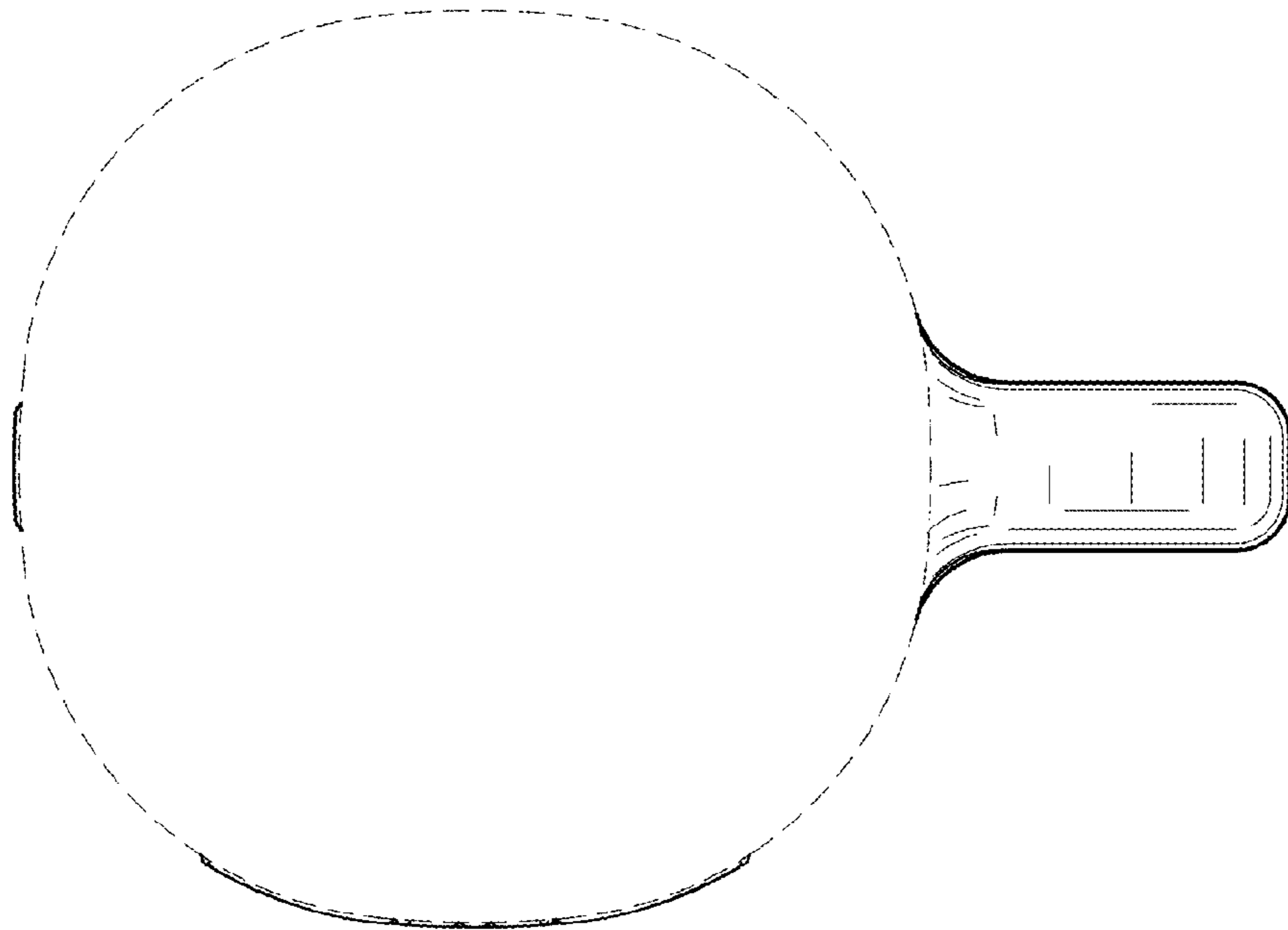


FIG.14