



US00D765415S

(12) **United States Design Patent** (10) **Patent No.:** **US D765,415 S**
Zhen (45) **Date of Patent:** **** Sep. 6, 2016**

- (54) **ELECTRIC TOOTHBRUSH**
- (71) Applicant: **Luo Zhen**, Shenzhen (CN)
- (72) Inventor: **Luo Zhen**, Shenzhen (CN)
- (73) Assignee: **Fourstar Group Inc.** (TW)
- (**) Term: **15 Years**
- (21) Appl. No.: **29/538,249**
- (22) Filed: **Sep. 2, 2015**
- (51) **LOC (10) Cl.** **04-02**
- (52) **U.S. Cl.**
USPC **D4/101**
- (58) **Field of Classification Search**
USPC D4/101, 104-112, 138; 601/139, 141;
15/22.1, 167.1, 159.1
CPC . A46B 2200/1066; A46D 1/00; A61H 13/00
See application file for complete search history.

D532,974 S *	12/2006	Zhuan	D4/101
D545,569 S *	7/2007	Chen	D4/101
7,269,872 B2 *	9/2007	Fattori	A46B 13/02 15/167.1
D577,198 S *	9/2008	Jimenez	D4/101
D580,173 S *	11/2008	Beedham	D4/101
D619,717 S *	7/2010	Toshima	D24/152
D627,566 S *	11/2010	Smith	D4/108
D649,787 S *	12/2011	Ivarsson	D4/101
D651,805 S *	1/2012	Hay	D4/101
D660,001 S	5/2012	Peluso	
D660,002 S *	5/2012	Smigel	D4/104
D688,464 S *	8/2013	Hara	D4/101
D696,023 S *	12/2013	Gebski	D4/101
D696,517 S *	12/2013	Gebski	D4/101
D719,737 S *	12/2014	Adriaenssen	D4/101
D751,821 S *	3/2016	Since	D4/101

* cited by examiner

Primary Examiner — John Windmuller
Assistant Examiner — Steven Czyz
(74) *Attorney, Agent, or Firm* — Salter & Michaelson

(56) **References Cited**

U.S. PATENT DOCUMENTS

D281,653 S *	12/1985	Baity	D4/108
5,341,534 A *	8/1994	Serbinski	A61C 17/40 15/22.1
D366,960 S *	2/1996	Crimi	D4/104
D402,811 S *	12/1998	Stansbury, Jr.	D4/101
D436,254 S *	1/2001	Kling	D4/101
6,202,241 B1 *	3/2001	Hassell	A46B 9/045 15/167.1
D452,775 S *	1/2002	Wright	D4/101
D458,029 S *	6/2002	Li	D4/101
D462,174 S *	9/2002	Schaber	D4/101
D475,529 S *	6/2003	Wright	D4/101
D484,312 S *	12/2003	Li	D4/101
D508,324 S *	8/2005	Lamason	D4/101
D527,185 S *	8/2006	Vu	D4/101

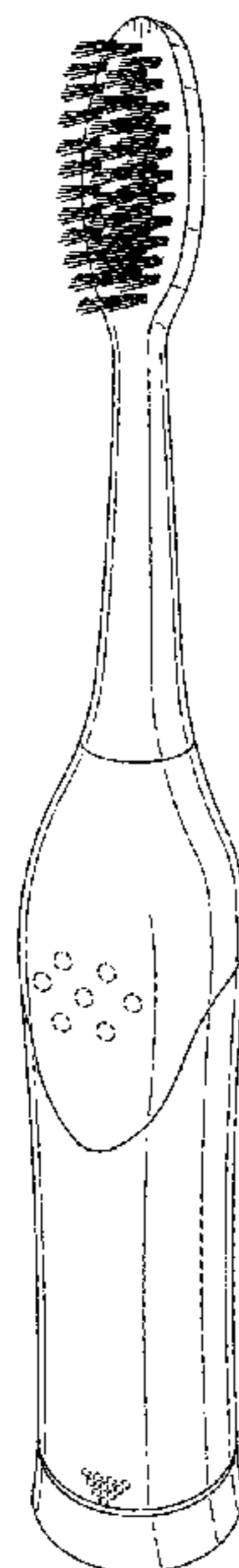
(57) **CLAIM**

The ornamental design for an electric toothbrush, as shown and described.

DESCRIPTION

FIG. 1 is a perspective view of an electric toothbrush;
FIG. 2 is a front elevation view thereof;
FIG. 3 is a rear elevation view thereof;
FIG. 4 is a right side elevation view thereof;
FIG. 5 is a left side elevation view thereof;
FIG. 6 is a top plan view thereof; and,
FIG. 7 is a bottom plan view thereof.
The broken lines depict portions of the article that form no part of the claimed design.

1 Claim, 6 Drawing Sheets



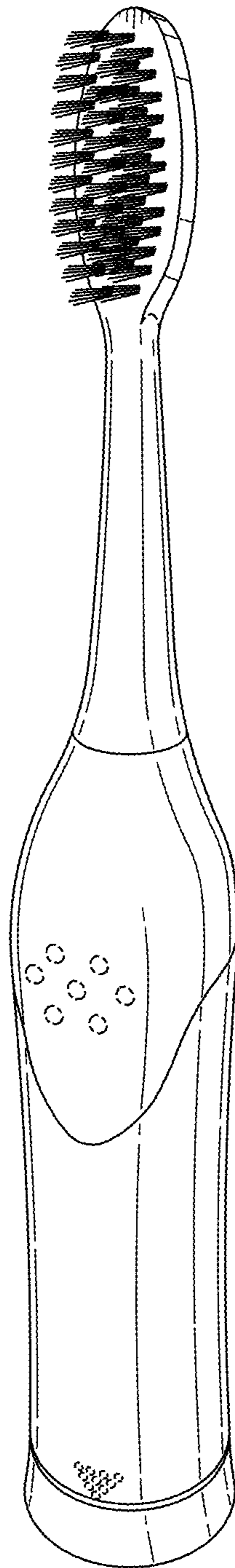


FIG. 1

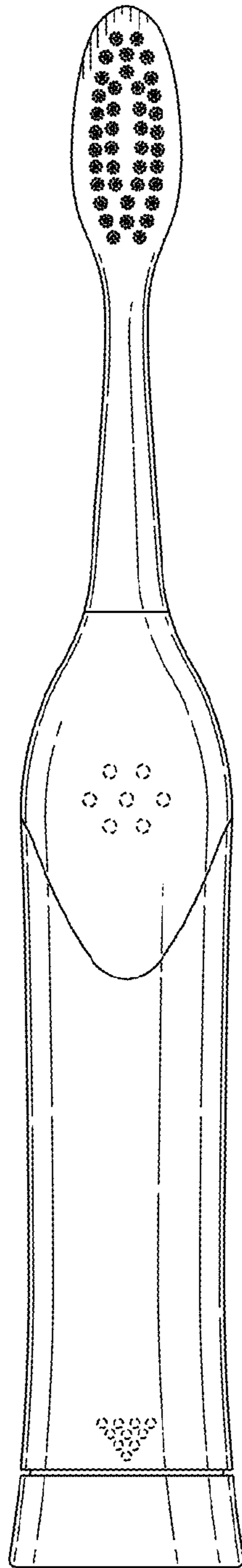


FIG. 2

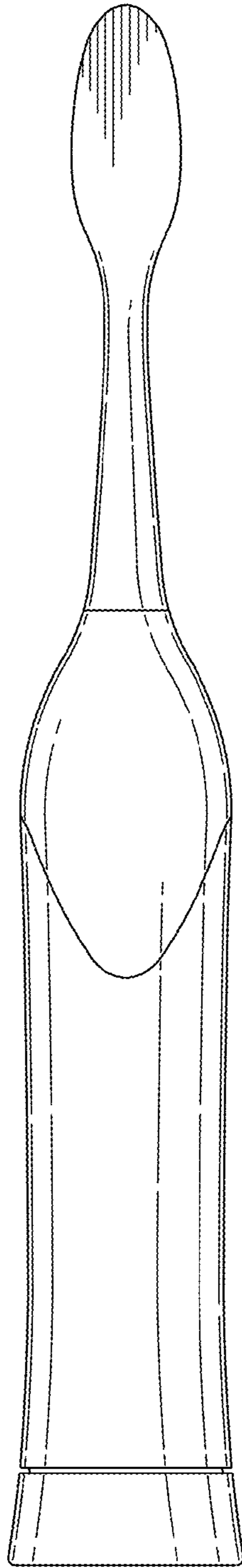


FIG. 3

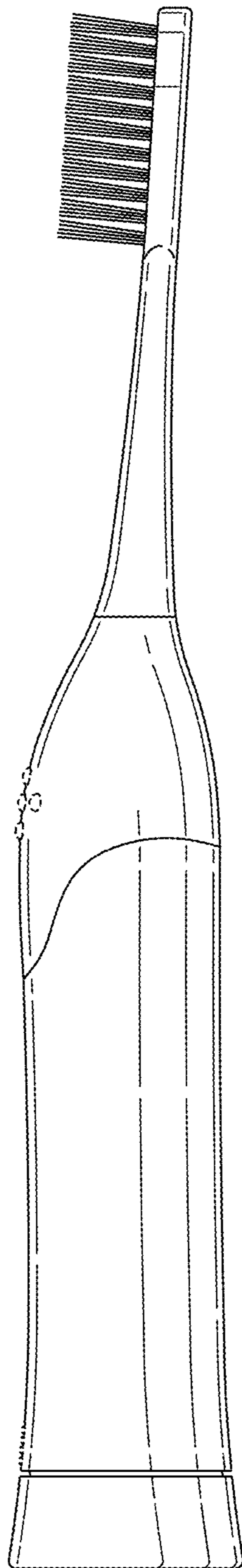


FIG. 4

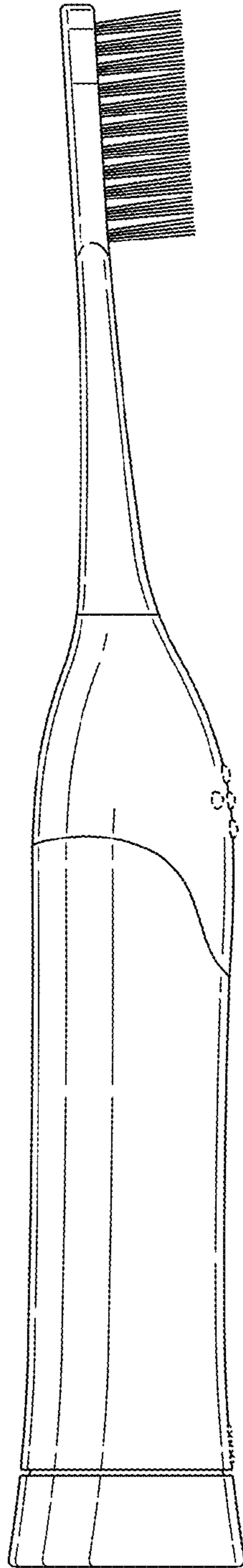


FIG. 5

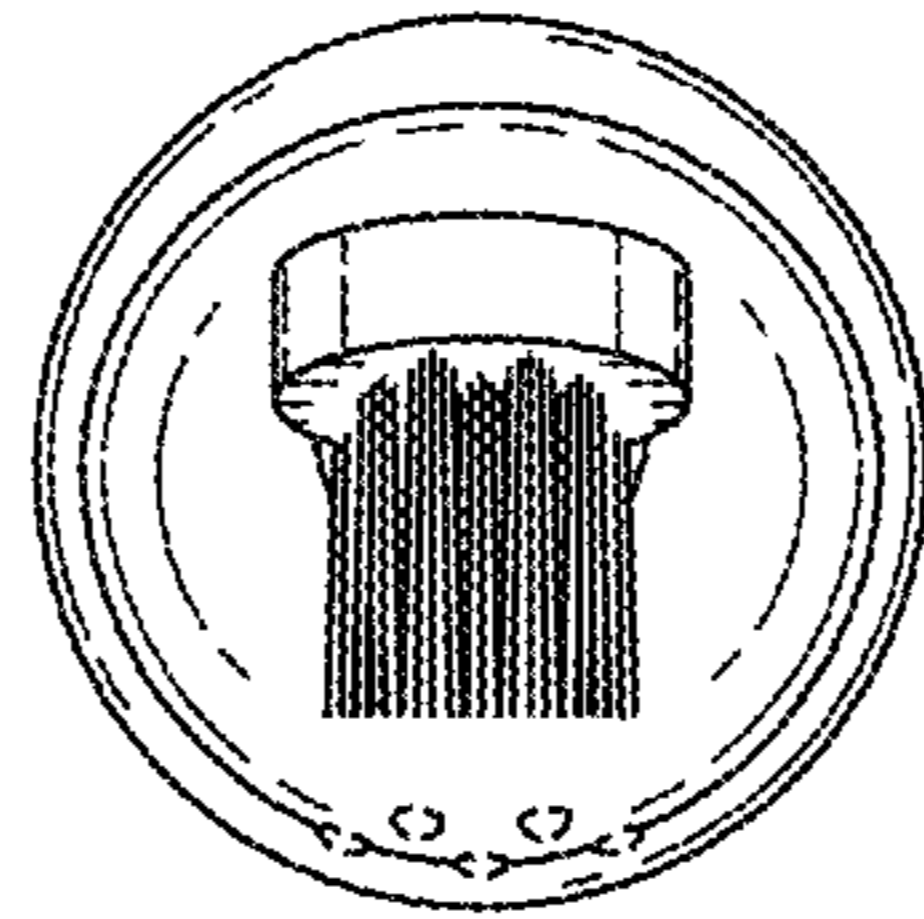


FIG. 6

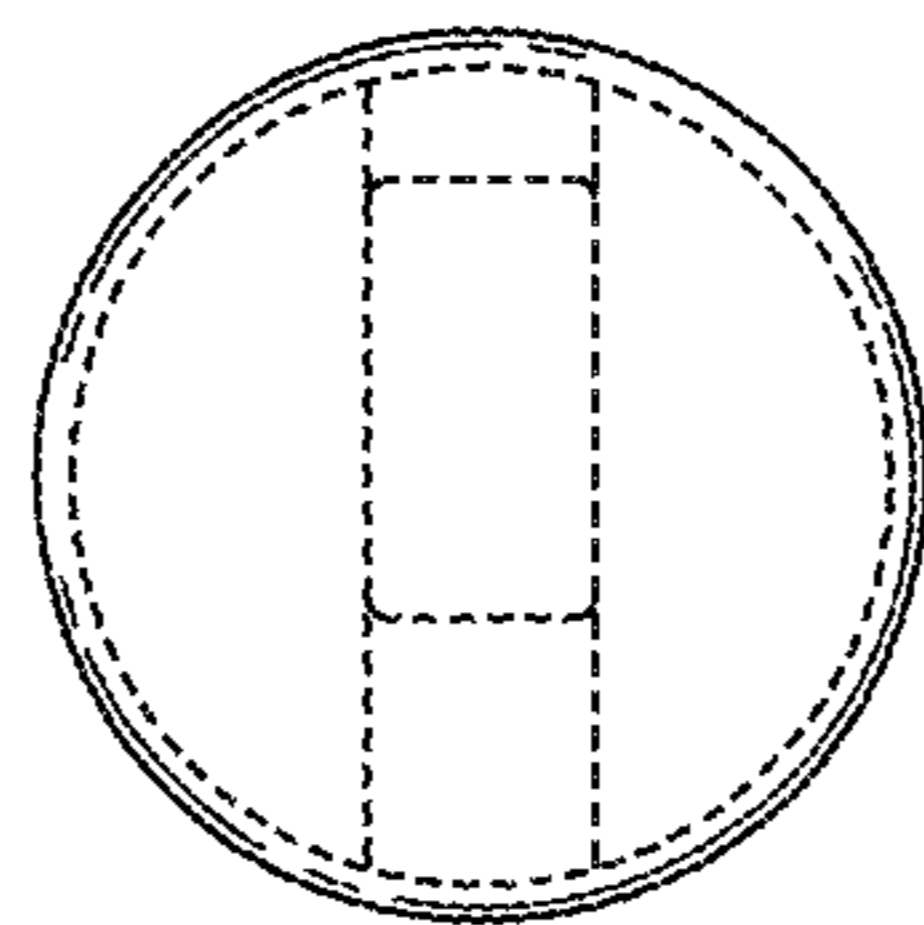


FIG. 7