



US00D765385S

(12) **United States Design Patent** (10) **Patent No.:** **US D765,385 S**
Williams, Jr. (45) **Date of Patent:** **** Sep. 6, 2016**

(54) **SHOE UPPER**
(71) Applicant: **NIKE, Inc.**, Beaverton, OR (US)
(72) Inventor: **Robert C. Williams, Jr.**, Tigard, OR (US)
(73) Assignee: **NIKE, Inc.**, Beaverton, OR (US)
(**) Term: **14 Years**
(21) Appl. No.: **29/519,938**
(22) Filed: **Mar. 9, 2015**
(51) **LOC (10) Cl.** **02-99**
(52) **U.S. Cl.**
USPC **D2/973**
(58) **Field of Classification Search**
USPC D2/902, 906-908, 944, 969, 972-974
CPC A43B 13/181; A43B 13/141; A43B 13/186;
A43B 13/188; A43B 23/00; A43B 23/02;
A43B 5/00; A43B 23/26; A43B 1/04; A43B
11/14; A43B 7/00; A43C 1/00; A43C 11/00
See application file for complete search history.

D667,621 S * 9/2012 Portzline D2/969
D667,625 S * 9/2012 Shaffer D2/972
D667,626 S * 9/2012 Shaffer D2/972
D667,627 S * 9/2012 Shaffer D2/972
D668,031 S * 10/2012 Shaffer D2/972
D668,032 S * 10/2012 Shaffer D2/972
D668,033 S * 10/2012 Shaffer D2/972
D668,034 S * 10/2012 Shaffer D2/972
D668,035 S 10/2012 Shaffer
D671,730 S 12/2012 Shaffer
D675,426 S 2/2013 Williams, Jr.
D675,427 S 2/2013 Williams, Jr.
D683,534 S 6/2013 Williams, Jr.
D683,948 S * 6/2013 Shyllon D2/973
D688,040 S * 8/2013 Williams, Jr. D2/973
D692,225 S * 10/2013 Madore D2/973
D696,846 S 1/2014 Klug
D696,853 S 1/2014 Martin
D700,423 S 3/2014 Martin
D700,426 S * 3/2014 Ho D2/972
D701,036 S 3/2014 Martin
D701,037 S 3/2014 Ho et al.

(Continued)

Primary Examiner — Dominic Simone
(74) *Attorney, Agent, or Firm* — Banner & Witcoff, Ltd.

(56) **References Cited**

U.S. PATENT DOCUMENTS

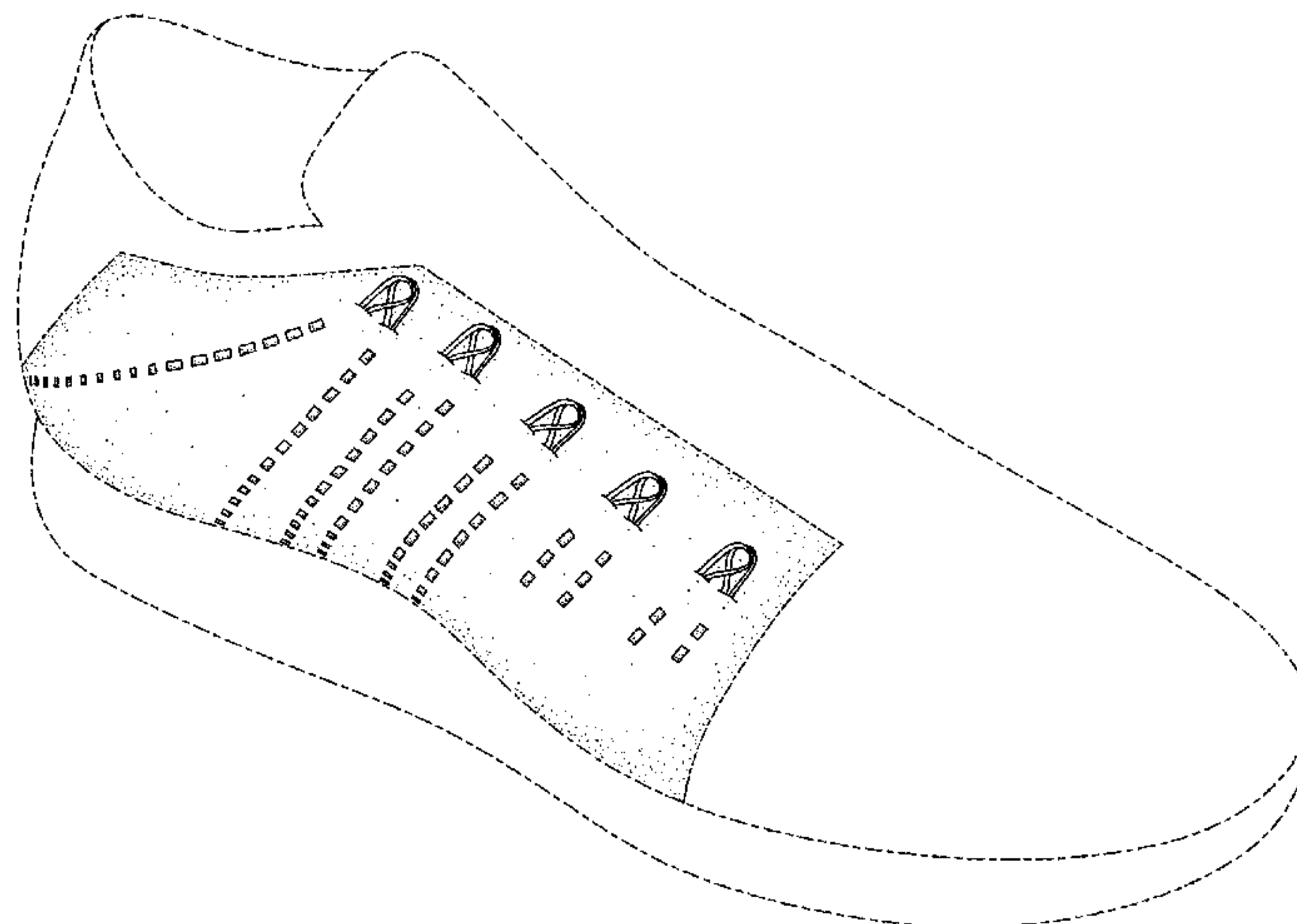
D99,903 S * 6/1936 Stix D2/972
D185,429 S * 6/1959 Evins D2/972
D392,455 S * 3/1998 Lozano D2/972
D401,741 S * 12/1998 Clarke D2/947
D429,412 S * 8/2000 Tresser D2/972
D511,615 S * 11/2005 Sung D2/972
D522,227 S * 6/2006 Young D2/972
D523,221 S * 6/2006 Portzline D2/972
D523,623 S * 6/2006 Mermet D2/972
D528,276 S * 9/2006 Fullum D2/972
D529,706 S * 10/2006 Paz D2/972
D537,616 S * 3/2007 Campbell D2/972
D621,598 S * 8/2010 Leleu D2/972
D666,405 S 9/2012 Shaffer
D667,211 S * 9/2012 Shaffer D2/972

(57) **CLAIM**
The ornamental design for a shoe upper, as shown and described.

DESCRIPTION

FIG. 1 is a front perspective view of a shoe upper showing my new design;
FIG. 2 is a side view thereof; and,
FIG. 3 is a rear perspective view thereof.
The broken lines immediately adjacent to the shaded area represent unclaimed boundaries of the design. The broken lines showing the remainder of the shoe are for environmental purposes only and form no part of the claimed design.

1 Claim, 3 Drawing Sheets



(56)

References Cited

U.S. PATENT DOCUMENTS

D707,032 S 6/2014 Martin
D707,033 S 6/2014 Shaffer
D707,955 S 7/2014 Petrie
D718,040 S 11/2014 Miner
D719,327 S 12/2014 Lindner et al.

D719,330 S 12/2014 Lindner et al.
D719,332 S 12/2014 Lindner et al.
D719,333 S 12/2014 Lindner et al.
D719,334 S 12/2014 Lindner et al.
D719,335 S 12/2014 Lindner et al.
D722,428 S 2/2015 Lindner et al.
D732,776 S 6/2015 Chung et al.

* cited by examiner

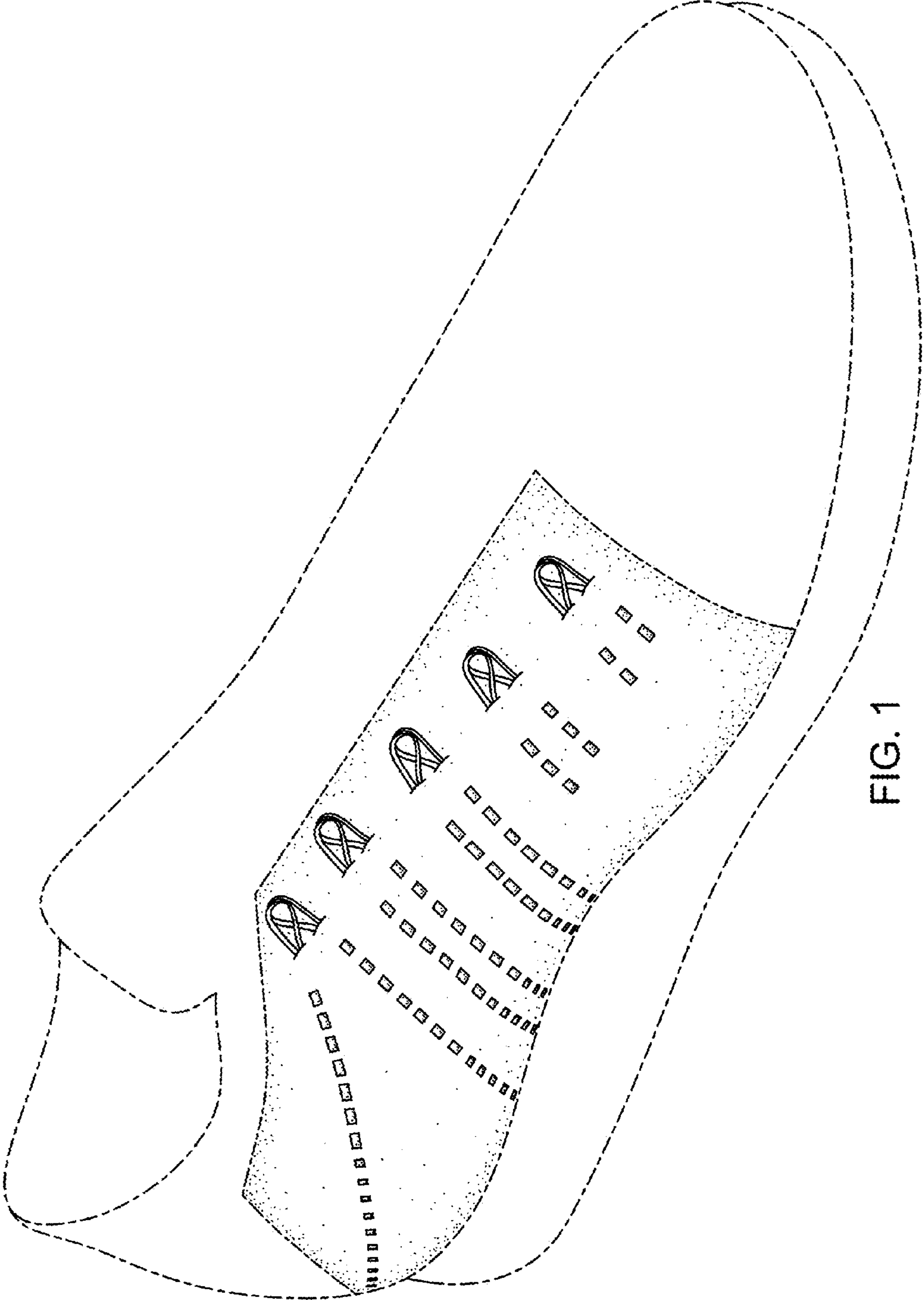


FIG. 1

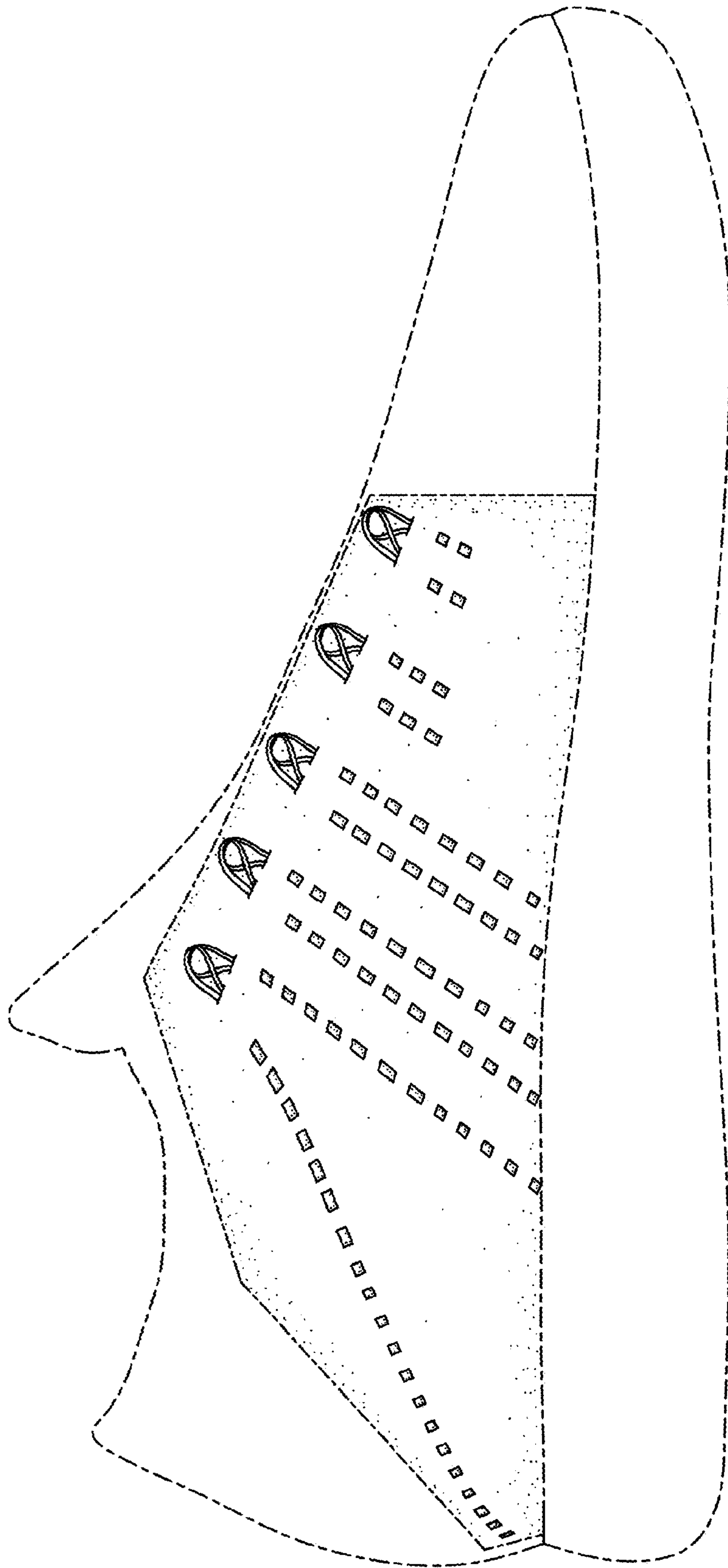


FIG. 2

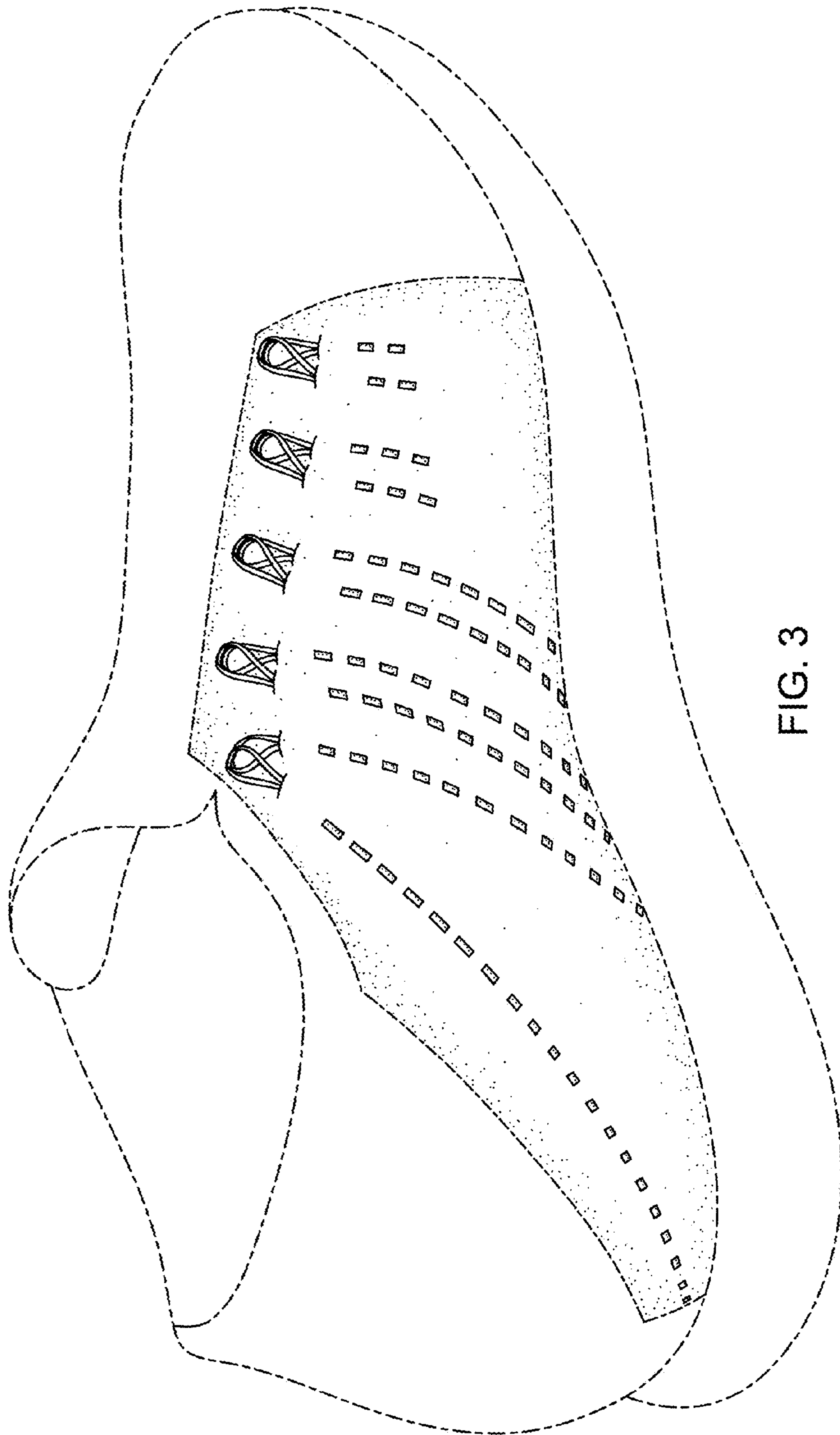


FIG. 3