



US00D765381S

(12) **United States Design Patent** (10) **Patent No.:** **US D765,381 S**
Yun (45) **Date of Patent:** **** Sep. 6, 2016**

(54) **SHOE UPPER**
(71) Applicant: **NIKE, Inc.**, Beaverton, OR (US)
(72) Inventor: **Ben S. Yun**, Beaverton, OR (US)
(73) Assignee: **NIKE, Inc.**, Beaverton, OR (US)
(**) Term: **14 Years**
(21) Appl. No.: **29/525,235**
(22) Filed: **Apr. 28, 2015**
(51) **LOC (10) Cl.** **02-99**
(52) **U.S. Cl.**
USPC **D2/972**
(58) **Field of Classification Search**
USPC D2/902, 906-908, 944, 969, 972-974;
D5/56
CPC A43B 13/181; A43B 13/141; A43B 13/186;
A43B 13/188; A43B 23/00; A43B 23/02;
A43B 5/00; A43B 23/26; A43B 1/04; A43B
11/14; A43B 7/00; A43C 1/00; A43C 11/00
See application file for complete search history.

(56) **References Cited**
U.S. PATENT DOCUMENTS
D90,148 S * 6/1933 Bridier D5/56
D90,282 S * 7/1933 Gottesman D5/56
D102,120 S * 11/1936 Rollinson D5/56
D364,499 S 11/1995 Avar
D365,201 S 12/1995 Avar
D385,400 S 10/1997 Cooper
D398,770 S 9/1998 Lozano
D406,448 S 3/1999 Rask
D407,203 S 3/1999 Maxwell
D412,054 S 7/1999 Gray et al.
D418,284 S 1/2000 Hlavacs
D420,501 S 2/2000 Hlavacs
D440,756 S 4/2001 Cooper
D442,360 S 5/2001 Holmes
D449,730 S 10/2001 McDowell

D449,731 S * 10/2001 Roulo D2/972
D452,608 S 1/2002 McDowell
D452,990 S 1/2002 McDowell
D467,411 S 12/2002 Dombrow
D485,052 S 1/2004 Holmes
D494,355 S 8/2004 Allen
D495,864 S 9/2004 Herbst
D495,865 S 9/2004 Lee
D504,218 S 4/2005 Link
D513,849 S 1/2006 Hull
D513,856 S 1/2006 Fullum
D519,720 S * 5/2006 Lin D2/907
D522,225 S 6/2006 Holmes
D523,620 S 6/2006 Cass
D527,175 S 8/2006 Lee
D536,865 S 2/2007 Holmes

(Continued)

OTHER PUBLICATIONS

Nike Footwear Catalog, 2001 Fall Men's and Women's Footwear,
p. 33, published Nov. 2000, NIKE, Inc., USA.
(Continued)

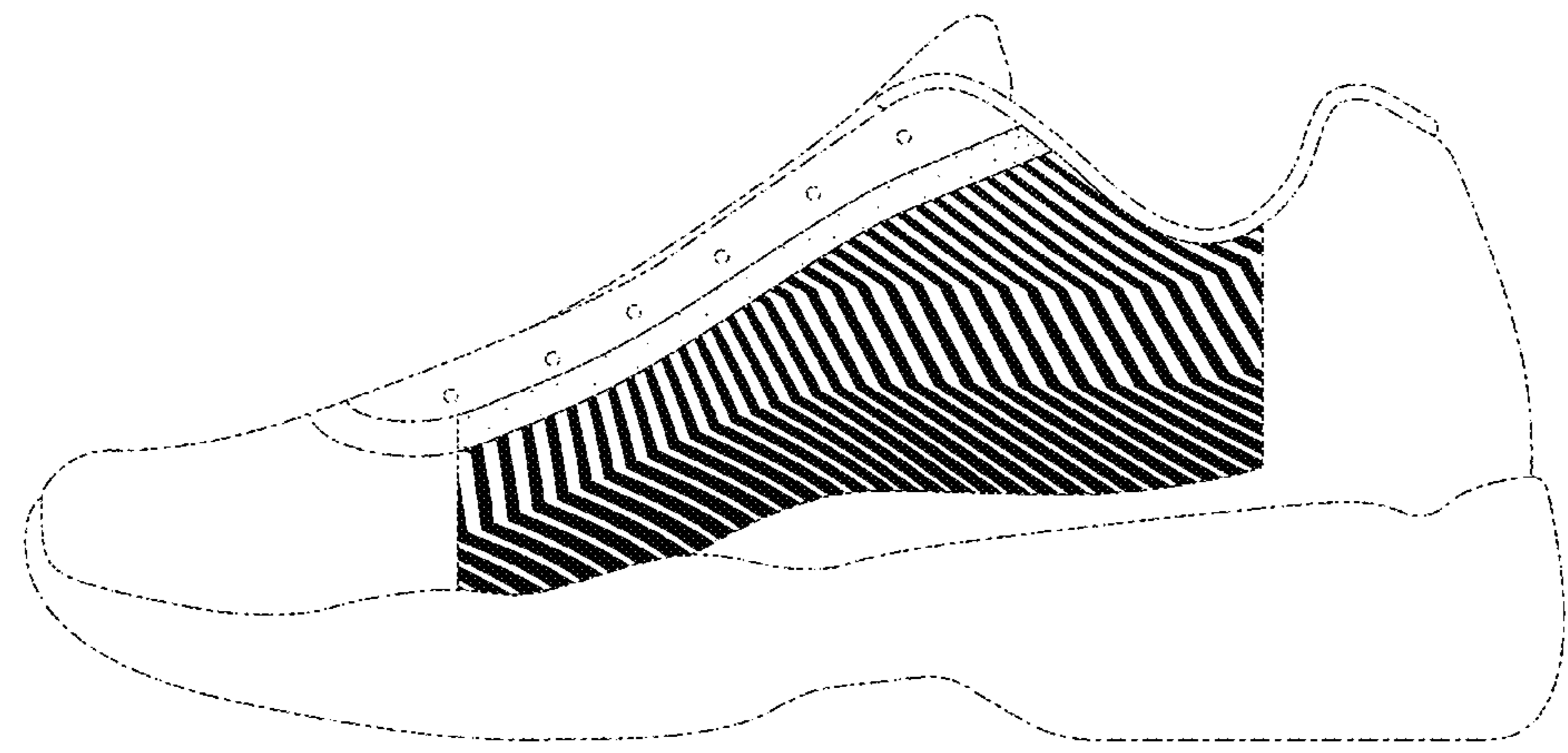
Primary Examiner — Dominic Simone
(74) *Attorney, Agent, or Firm* — Banner & Witcoff, Ltd.

(57) **CLAIM**
The ornamental design for a shoe upper, as shown and
described.

DESCRIPTION

FIG. 1 is a front perspective view of a shoe upper showing
my new design;
FIG. 2 is a side view thereof; and,
FIG. 3 is a rear perspective view thereof.
The broken lines immediately adjacent to the shaded area
represent unclaimed boundaries of the design. The broken
lines showing the remainder of the shoe are for environ-
mental purposes only and form no part of the claimed
design.

1 Claim, 3 Drawing Sheets



(56)

References Cited

U.S. PATENT DOCUMENTS

D540,522 S 4/2007 Lotti
D553,845 S * 10/2007 Roulo D2/972
D583,546 S 12/2008 Henderson
D595,046 S 6/2009 Chang
D595,496 S * 7/2009 Mayden D2/974
D595,950 S 7/2009 Mayden
D595,951 S 7/2009 Henderson
D615,288 S 5/2010 Flewelling et al.
D636,592 S 4/2011 Dekovic
D649,762 S 12/2011 Wilken et al.
D682,535 S 5/2013 Dekovic
D683,113 S 5/2013 Napurano
D684,760 S 6/2013 Williams, Jr.
D693,105 S 11/2013 James
D696,854 S 1/2014 Miner
D700,424 S 3/2014 Miner
D707,031 S 6/2014 Chang

D707,440 S 6/2014 Chang
D707,949 S 7/2014 VanHook
D707,951 S 7/2014 McCullagh
D710,590 S 8/2014 Young

OTHER PUBLICATIONS

Nike Footwear Catalog, 2001 Fall Men's and Women's Footwear, p. 40, published Nov. 2000, NIKE, Inc., USA.
Nike Footwear Catalog, 2002 Spring Men's and Women's Footwear, p. 12, published Jun. 2001, NIKE, Inc., USA.
Nike Footwear Catalog, 2003 Fall Men's and Women's Footwear, p. 34, published Nov. 2002, NIKE, Inc., USA.
Nike Footwear Catalog, 2006 Holiday Footwear, p. 136, published Mar. 2006, NIKE, Inc., USA.
Nike Footwear Catalog, 2012 Summer Men's Sportswear Footwear, p. 7, published Aug. 2011, NIKE, Inc., USA.
Nike Footwear Catalog, 2013 Spring Womens Performance Footwear, p. 6, published May 2012, NIKE, Inc., USA.

* cited by examiner

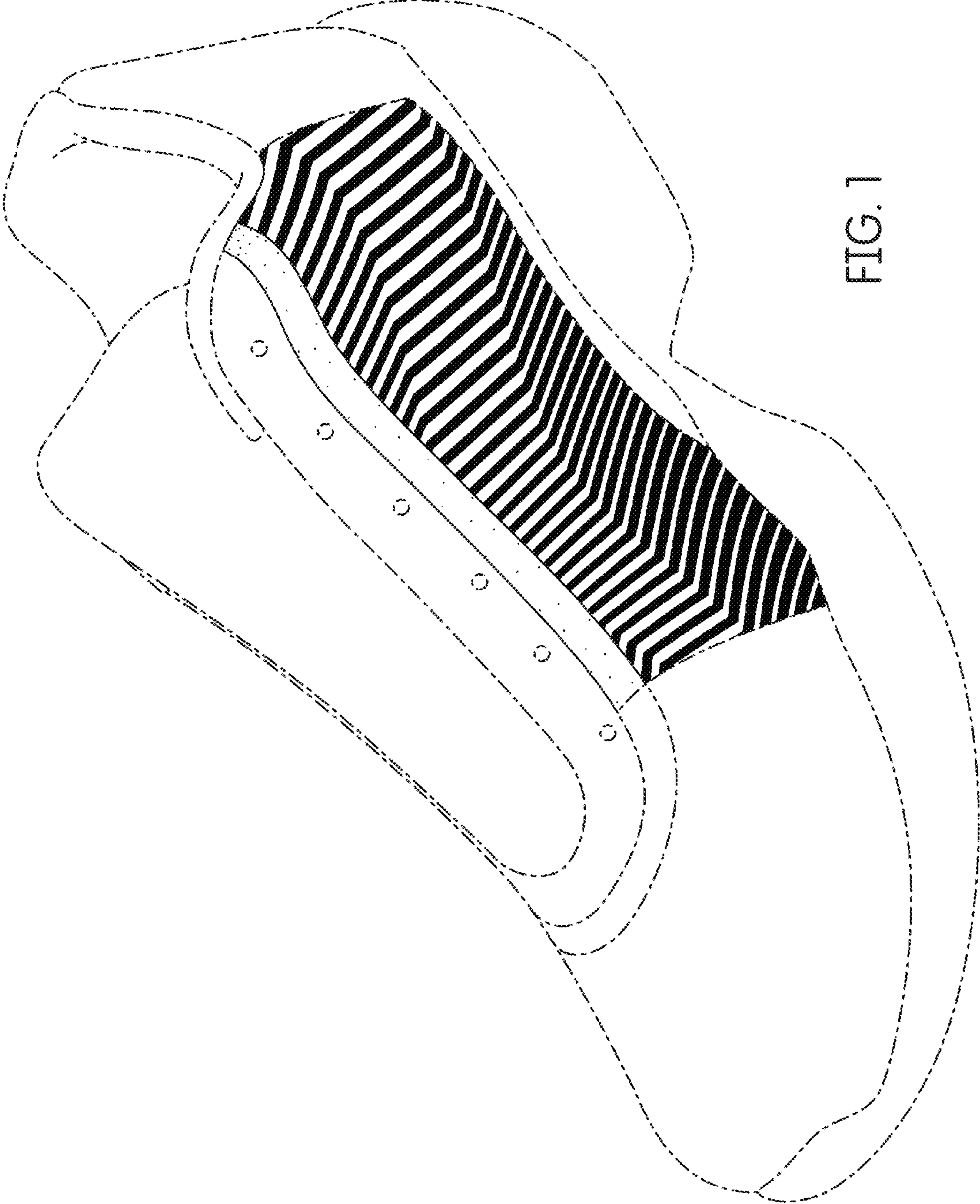


FIG. 1

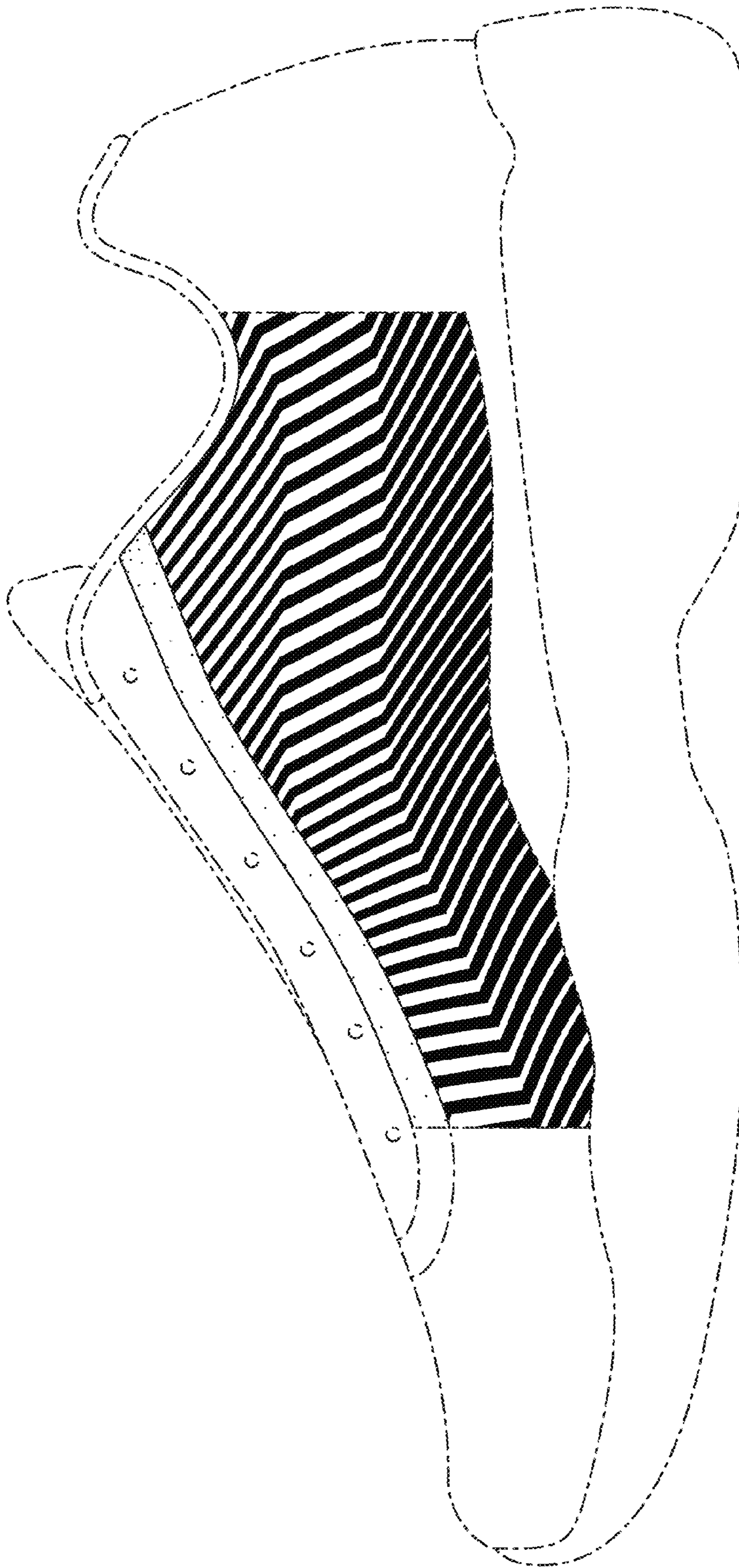


FIG. 2

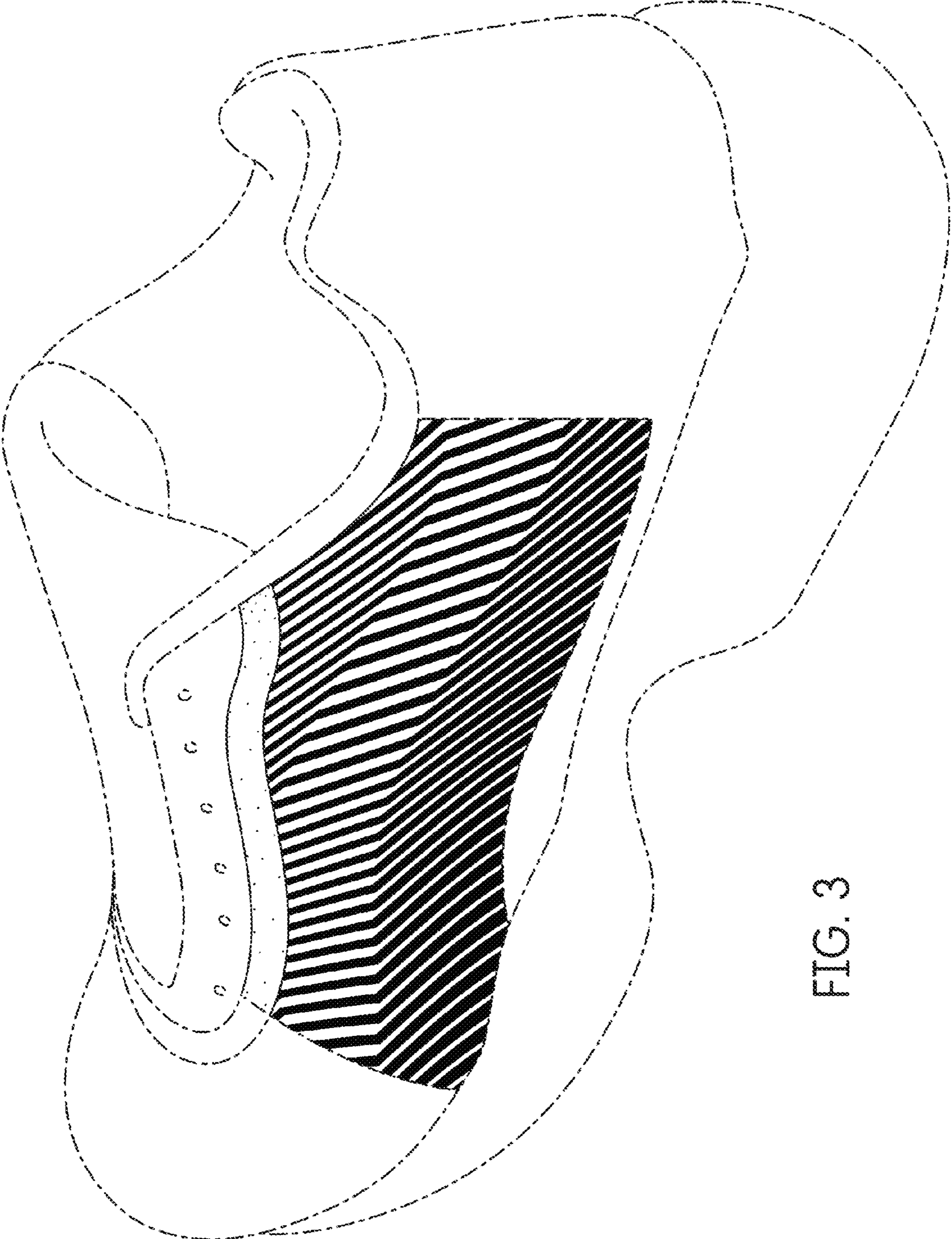


FIG. 3