

US00D765376S

(12) **United States Design Patent** (10) **Patent No.:** **US D765,376 S**
de Costa Pereira Machado (45) **Date of Patent:** **** Sep. 6, 2016**

(54) **SHOE UPPER**

(71) Applicant: **NIKE, Inc.**, Beaverton, OR (US)

(72) Inventor: **Fabricio de Costa Pereira Machado**,
Portland, OR (US)

(73) Assignee: **NIKE, Inc.**, Beaverton, OR (US)

(**) Term: **14 Years**

(21) Appl. No.: **29/517,892**

(22) Filed: **Feb. 18, 2015**

(51) **LOC (10) Cl.** **02-99**

(52) **U.S. Cl.**
USPC **D2/969**

(58) **Field of Classification Search**
USPC D2/902, 906-908, 944, 969, 972-974
CPC A43B 13/181; A43B 13/141; A43B 13/186;
A43B 13/188; A43B 23/00; A43B 23/02;
A43B 5/00; A43B 23/26; A43B 1/04; A43B
11/14; A43B 7/00; A43C 1/00; A43C 11/00
See application file for complete search history.

(56) **References Cited**

U.S. PATENT DOCUMENTS

D116,059 S	8/1939	Simonetti	
D142,444 S *	9/1945	Scheps	D2/907
D226,461 S *	3/1973	Nelson	D2/907
D229,989 S *	1/1974	Sedley	D2/907
D233,805 S *	12/1974	Kubo	D2/902
D281,115 S *	10/1985	Campbell	D2/907
D326,763 S *	6/1992	Holbrook	D2/907
D483,935 S *	12/2003	Kuerbis	D2/972
D500,200 S *	12/2004	Cooper	D2/972
D505,254 S *	5/2005	Link	D2/972
D597,294 S *	8/2009	Petrie	D2/972

D610,337 S	2/2010	Holmes et al.	
D610,338 S	2/2010	Holmes et al.	
D636,580 S *	4/2011	Petrie	D2/972
D643,616 S	8/2011	Caine	
D654,681 S	2/2012	Bacon	
D672,134 S	12/2012	Minami	
D684,350 S	6/2013	Seamarks	
D688,039 S	8/2013	Williams, Jr.	
D688,857 S	9/2013	Teng-Lee	
D691,363 S	10/2013	Chung	
D713,636 S	9/2014	Cin	
D721,479 S *	1/2015	de Montgolfier	D2/972

* cited by examiner

Primary Examiner — Dominic Simone

(74) *Attorney, Agent, or Firm* — Banner & Witcoff, Ltd.

(57) **CLAIM**

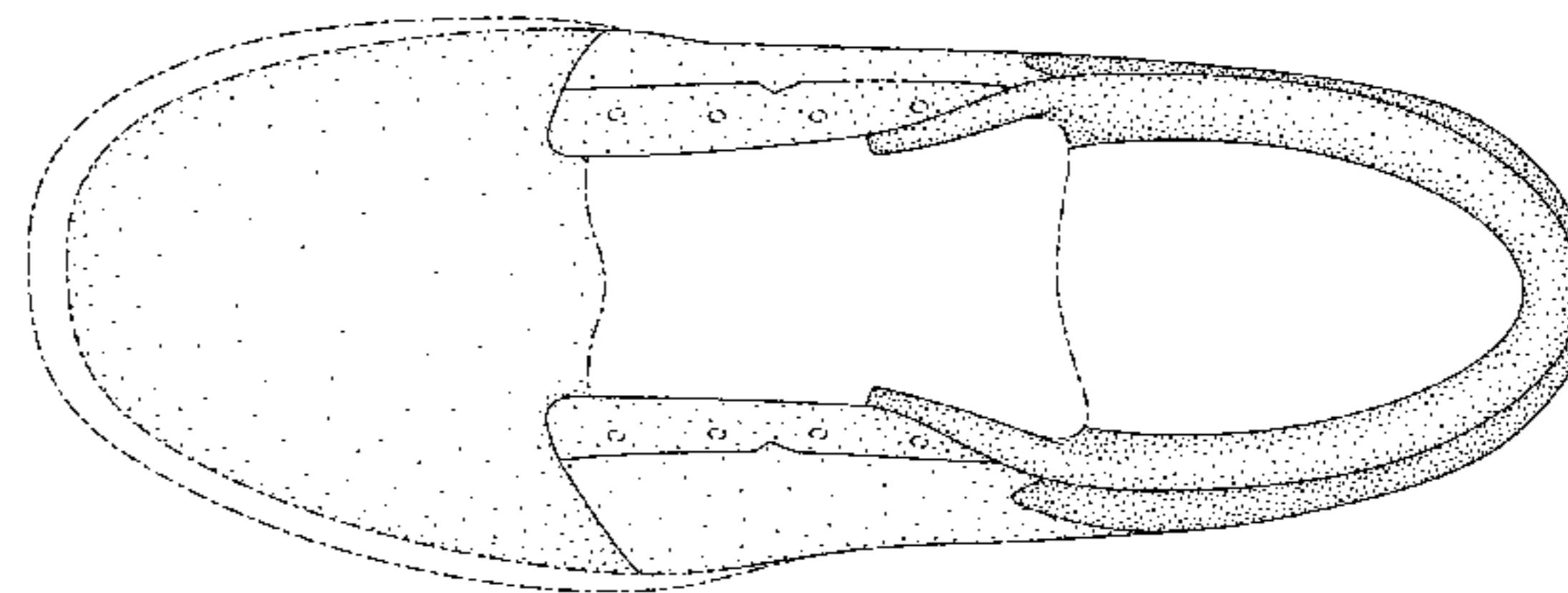
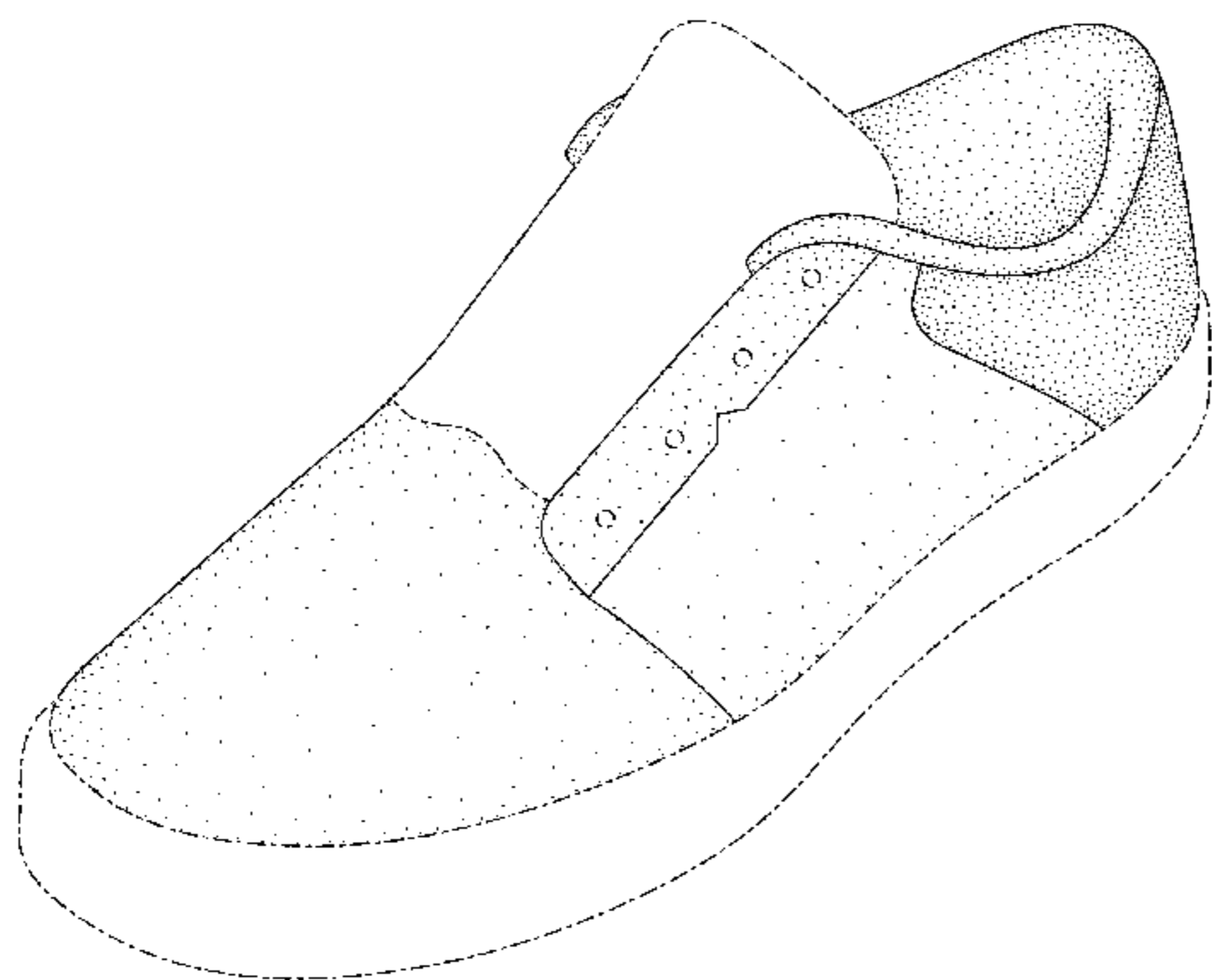
The ornamental design for a shoe upper, as shown and described.

DESCRIPTION

FIG. 1 is a front perspective view of a shoe upper showing my new design;
FIG. 2 is a side view thereof;
FIG. 3 is a second side view thereof;
FIG. 4 is a toe end view thereof;
FIG. 5 is a heel end view thereof; and,
FIG. 6 is a top view thereof.

The broken lines immediately adjacent to the shaded area represent unclaimed boundaries of the design. The broken line shading of the eight eyelet regions and the unshaded areas therein are shown for illustrative purposes only and form no part of the claimed design. The broken lines showing the remainder of the shoe are for environmental purposes only and form no part of the claimed design.

1 Claim, 5 Drawing Sheets



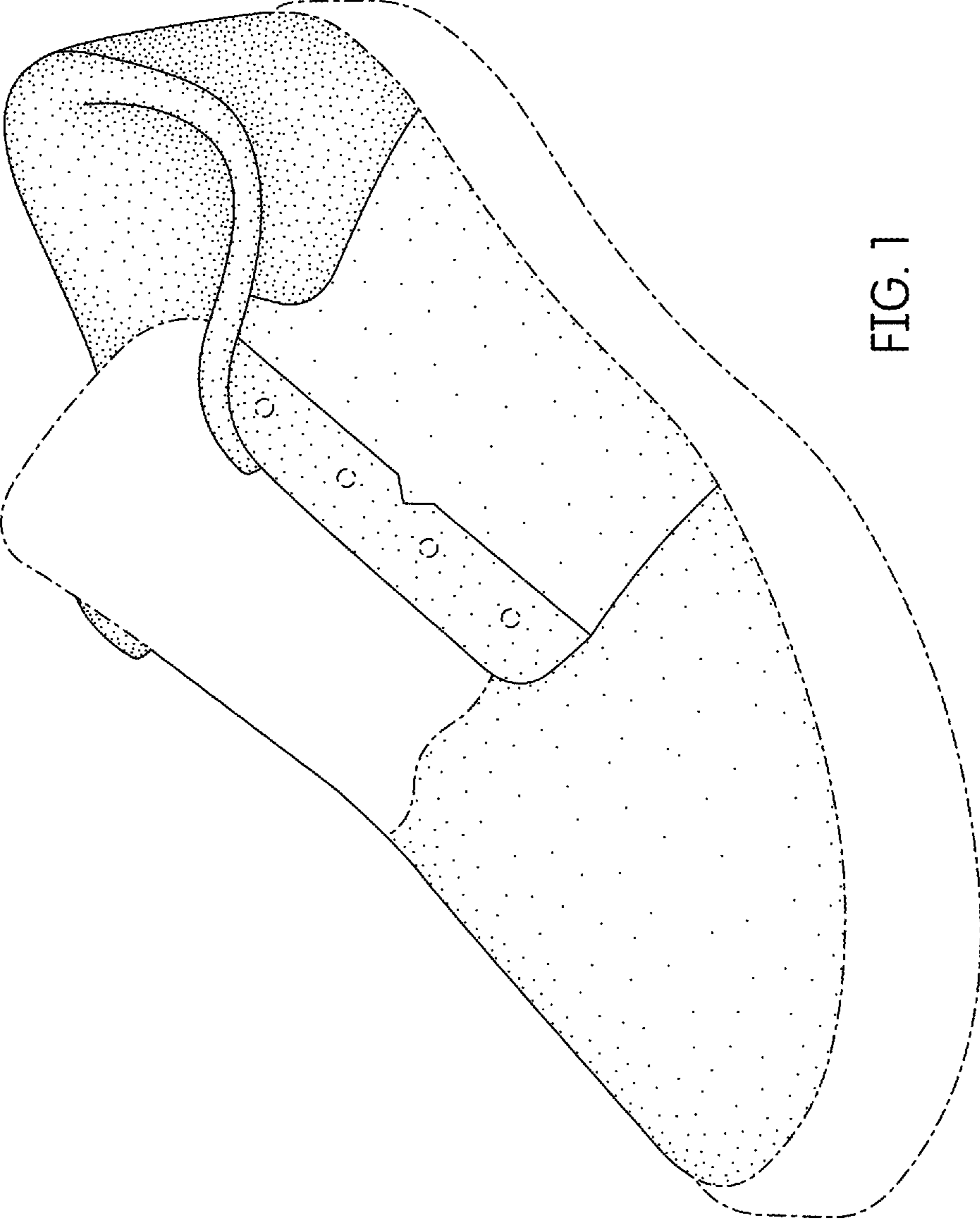


FIG. 1

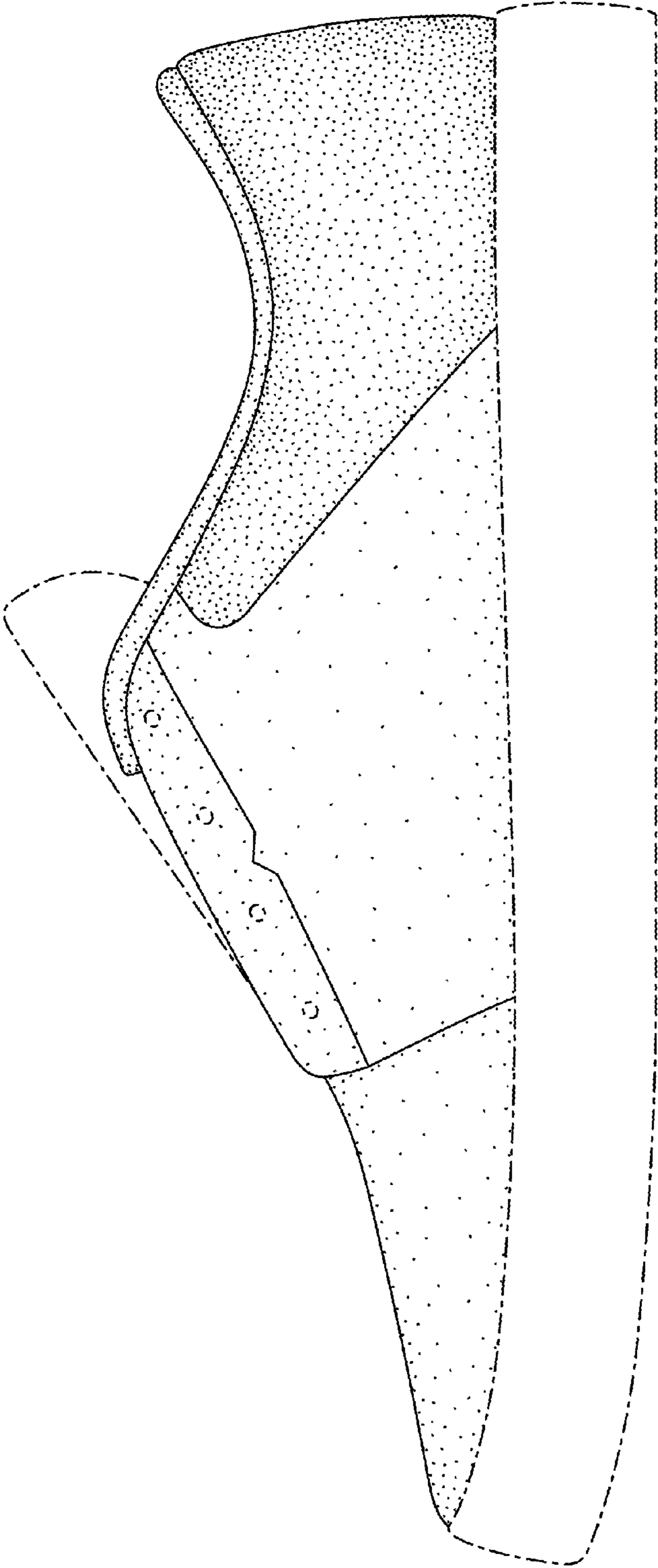


FIG. 2

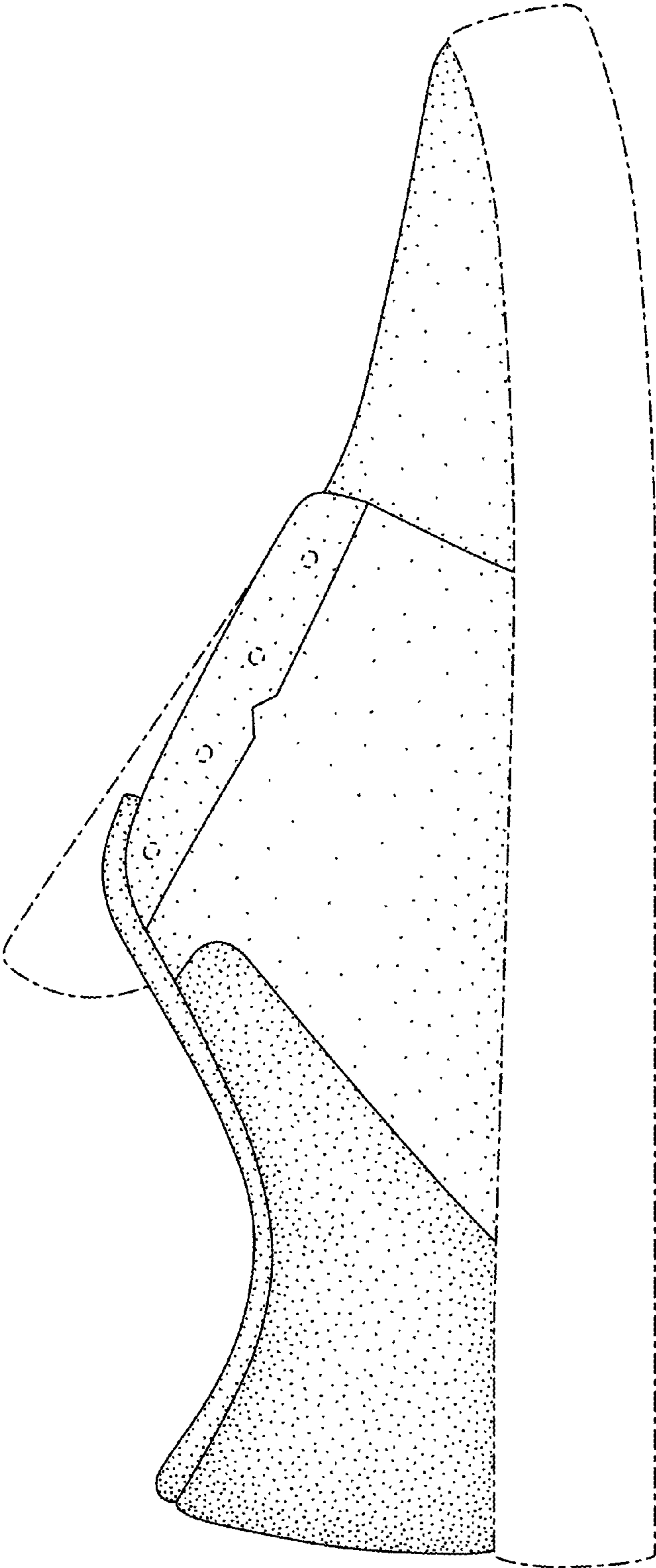


FIG. 3

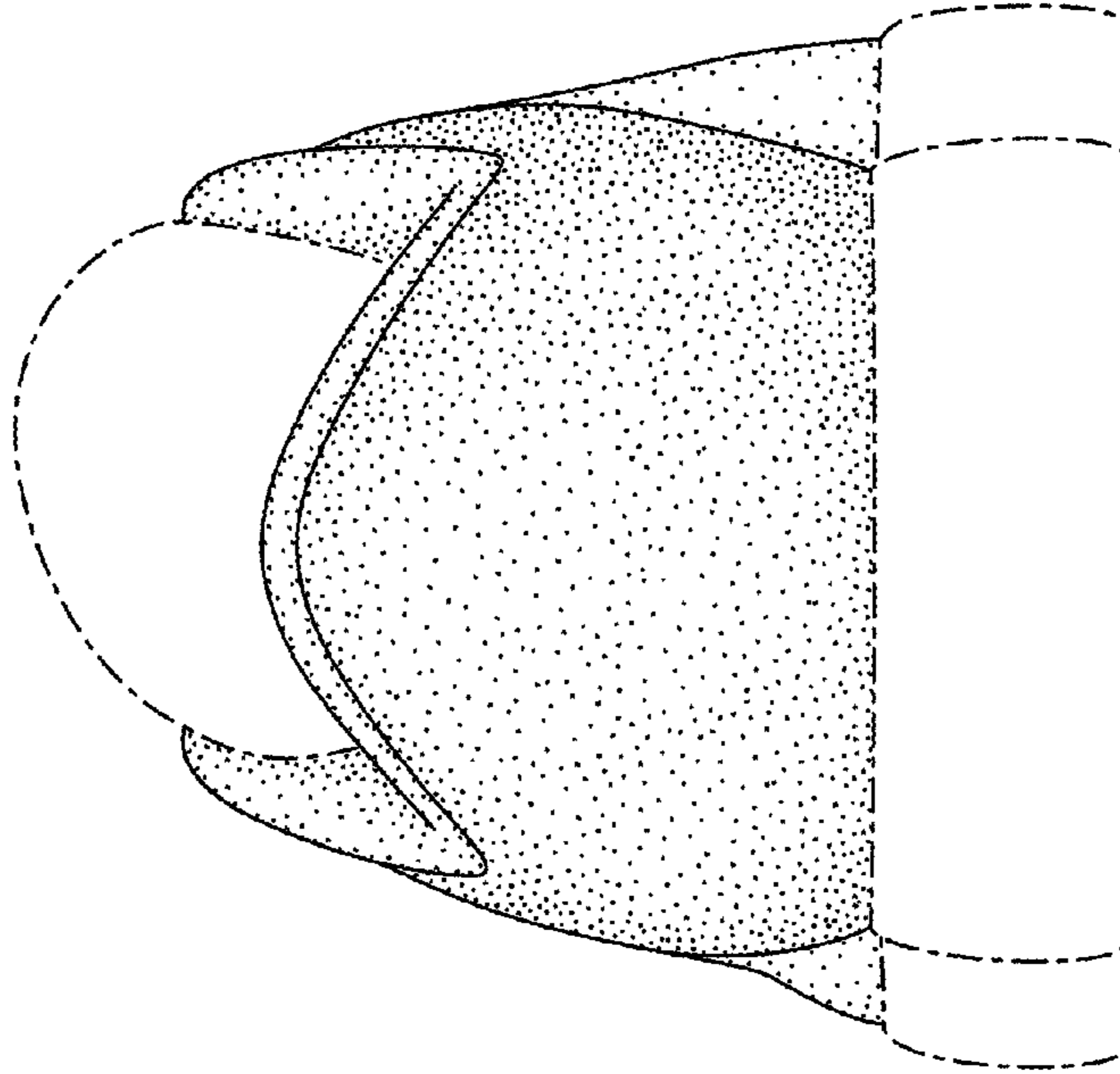


FIG. 5

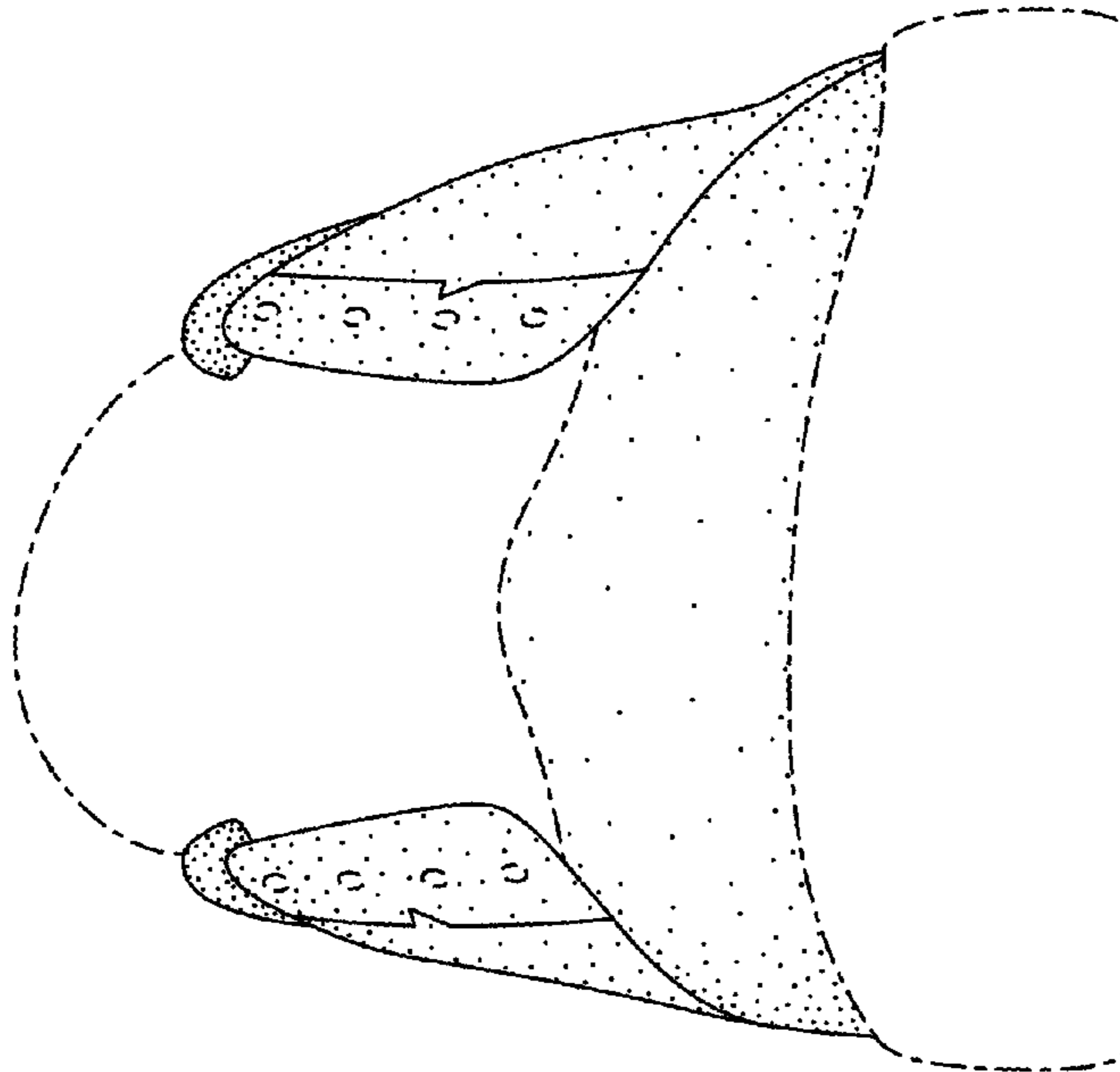


FIG. 4

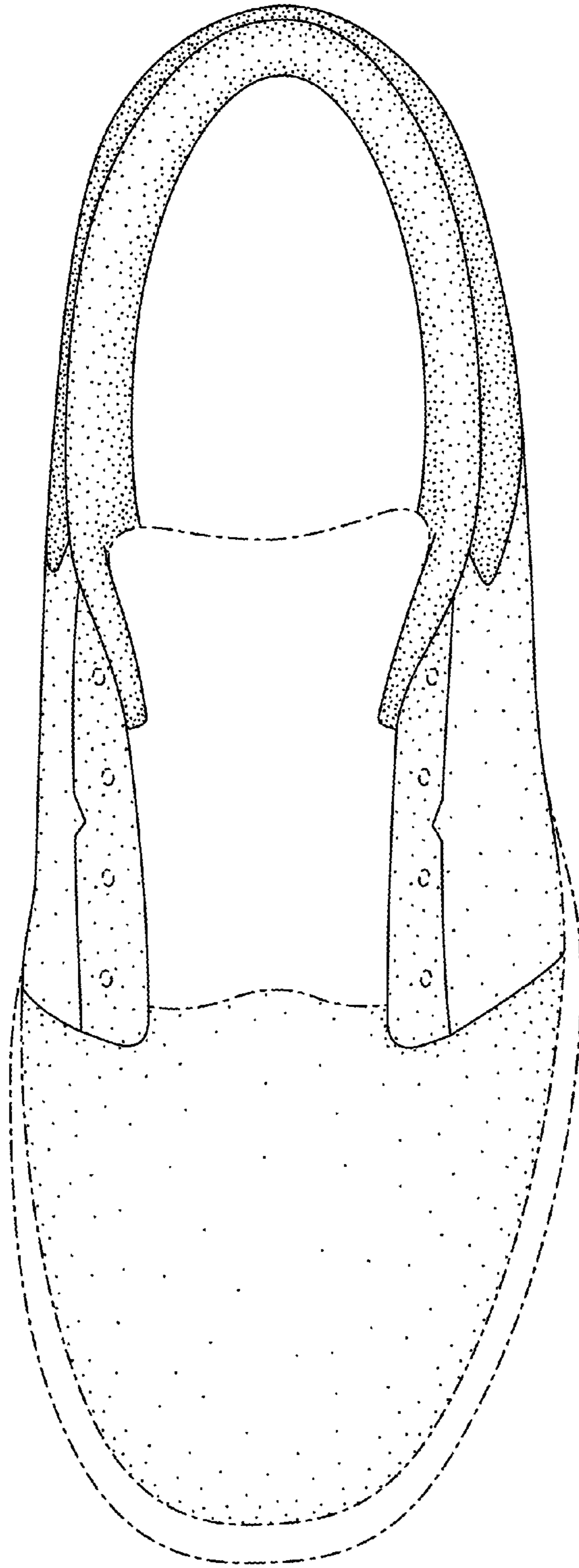


FIG. 6