



US00D765375S

(12) **United States Design Patent** (10) **Patent No.:** **US D765,375 S**
Joseph et al. (45) **Date of Patent:** **** Sep. 6, 2016**

(54) **SHOE INSERT**

(71) Applicant: **LFRJ, LLC**, West Hollywood, CA (US)
(72) Inventors: **Robert Joseph**, West Hollywood, CA (US); **Lawrence Edward Feigen**, West Hollywood, CA (US)
(73) Assignee: **LFRJ, LLC**, West Hollywood, CA (US)
(**) Term: **14 Years**

(21) Appl. No.: **29/501,579**
(22) Filed: **Sep. 5, 2014**

Related U.S. Application Data

(62) Division of application No. 29/434,501, filed on Oct. 12, 2012, now Pat. No. Des. 712,646.
(51) **LOC (10) Cl.** **02-04**
(52) **U.S. Cl.**
USPC **D2/961**
(58) **Field of Classification Search**
USPC D2/896, 914, 946, 947, 951, 954, 955, D2/956, 961, 968, 976; 36/83, 88, 91, 92, 36/93, 96, 98, 100, 101, 136, 145, 155, 36/173, 3 B, 25 R, 28, 29, 30 R, 32 R, 43, 36/44, 71
CPC A43B 7/14; A43B 7/1405; A43B 7/141; A43B 7/1415; A43B 7/142; A43B 7/1425; A43B 7/143; A43B 7/1435; A43B 7/144; A43B 7/1445; A43B 7/146; A43B 7/1465; A43B 7/1475; A43B 7/148; A43B 7/1485; A43B 7/149; A43B 7/1495; A43B 7/16; A43B 7/18; A43B 7/19; A43B 7/22; A43B 7/223; A43B 7/226; A43B 7/28; A43B 7/30; A43B 7/32; A43B 7/34; A43B 7/36; A43B 7/38; A43B 13/383; A43B 13/386; A43B 13/39; A43B 13/40; A43B 13/42; A43B 17/14

See application file for complete search history.

(56) **References Cited**

U.S. PATENT DOCUMENTS

1,412,603 A * 4/1922 Berry A43B 17/08 36/44
3,077,886 A * 2/1963 Pirhonen A43B 7/06 36/166
3,143,812 A * 8/1964 Bittner A43B 13/38 36/155
D319,919 S * 9/1991 Niarhos D2/961
D366,140 S * 1/1996 Finn D2/961
D366,956 S * 2/1996 Gay D2/961
D474,589 S * 5/2003 Dykes D2/961
6,618,960 B2 * 9/2003 Brown A43B 7/142 36/174
D489,521 S * 5/2004 Bacon D2/961
D490,970 S * 6/2004 Bray, Jr. D2/961
D509,951 S * 9/2005 Johnson D2/961
D545,532 S * 7/2007 Sawtelle D2/947
D564,742 S * 3/2008 Sharples D2/961

(Continued)

Primary Examiner — Elizabeth J Oswecki
(74) *Attorney, Agent, or Firm* — Jeffer Mangels; Butler & Mitchell LLP; Brennan C. Swain, Esq.

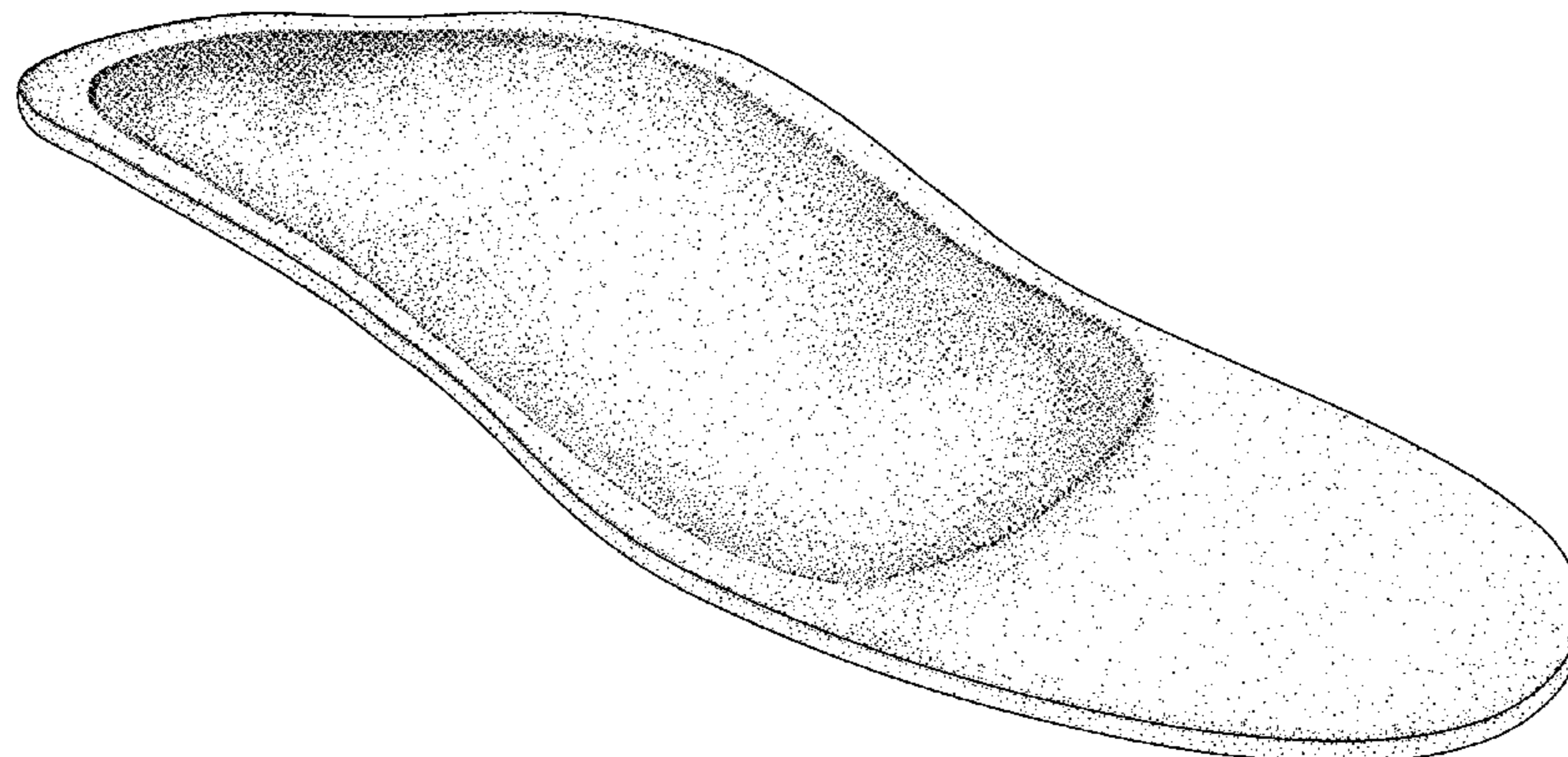
(57) **CLAIM**

The ornamental design for a shoe insert, as shown and described.

DESCRIPTION

FIG. 1 is a top perspective view of a shoe insert showing our new design;
FIG. 2 is a top plan view thereof
FIG. 3 right side elevational view thereof;
FIG. 4 is a left side elevational view thereof;
FIG. 5 is a front elevational view thereof;
FIG. 6 is a rear elevational view thereof;
FIG. 7 is a bottom plan view thereof; and,
FIG. 8 is a bottom perspective view thereof.

1 Claim, 6 Drawing Sheets



(56)

References Cited

U.S. PATENT DOCUMENTS

D572,887 S *	7/2008	Byrne	D2/961	D702,431 S *	4/2014	Lin	D2/961
D588,348 S *	3/2009	Elliott	D2/961	D712,646 S *	9/2014	Joseph	D2/961
D611,237 S *	3/2010	Torrance	D2/961	D723,787 S *	3/2015	Vasyli	D2/961
D632,468 S *	2/2011	Meador	D2/947	D731,766 S *	6/2015	Ellis	D2/947
D674,587 S *	1/2013	Grainger	D2/961	D738,081 S *	9/2015	Joseph	D2/961
D693,548 S *	11/2013	Yudelowitz	D2/947	D746,033 S *	12/2015	Cherneski	D2/961
D699,424 S *	2/2014	Hamm	D2/961	D752,327 S *	3/2016	Yoon	D2/961
D699,425 S *	2/2014	Coleman	D2/961	2006/0026864 A1 *	2/2006	Arbeiter	A43B 7/144 36/29
D699,426 S *	2/2014	Supple	D2/961	2008/0196273 A1 *	8/2008	Kosta	A43B 7/1495 36/88

* cited by examiner

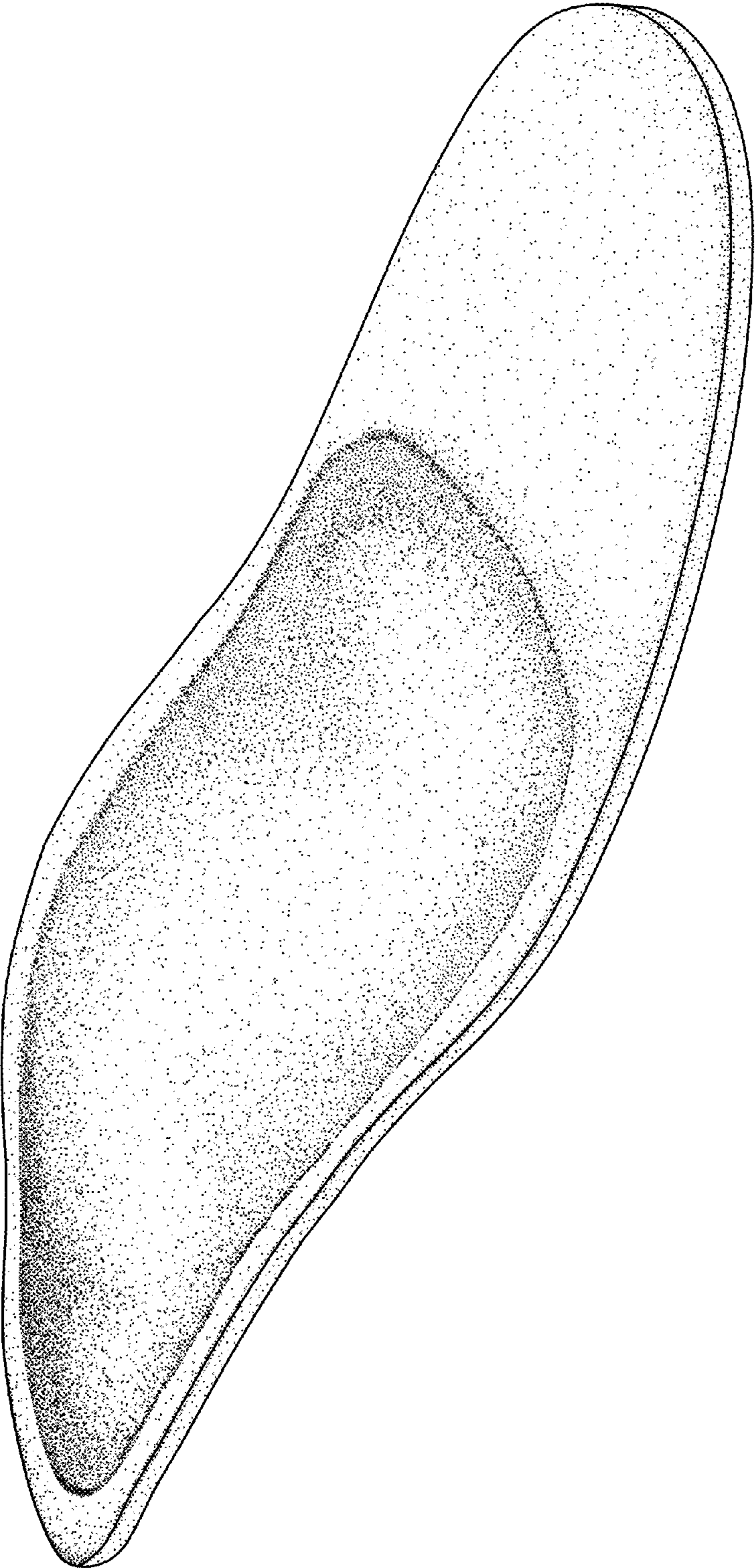


FIG. 1




FIG. 2

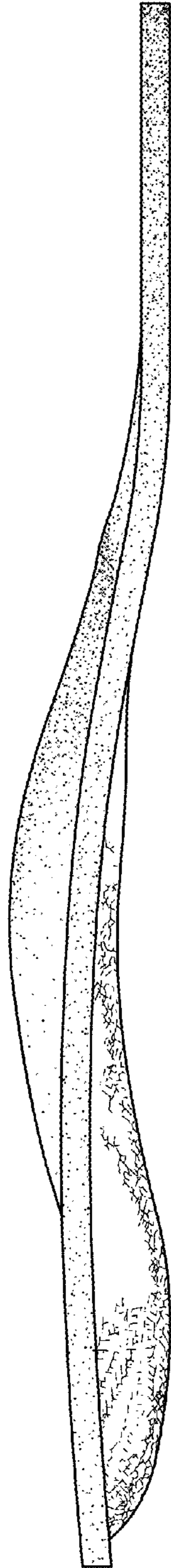


FIG. 3

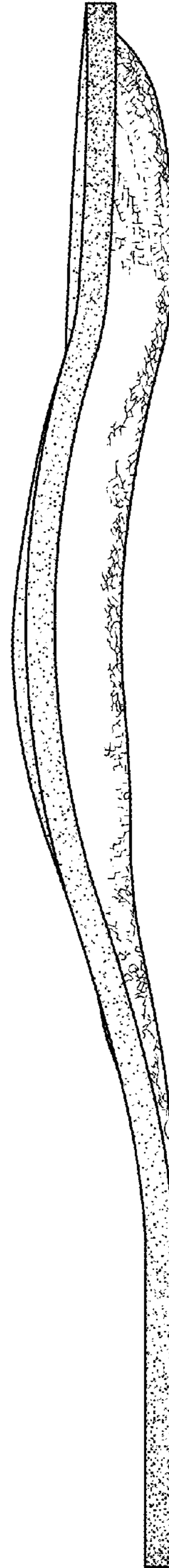


FIG. 4

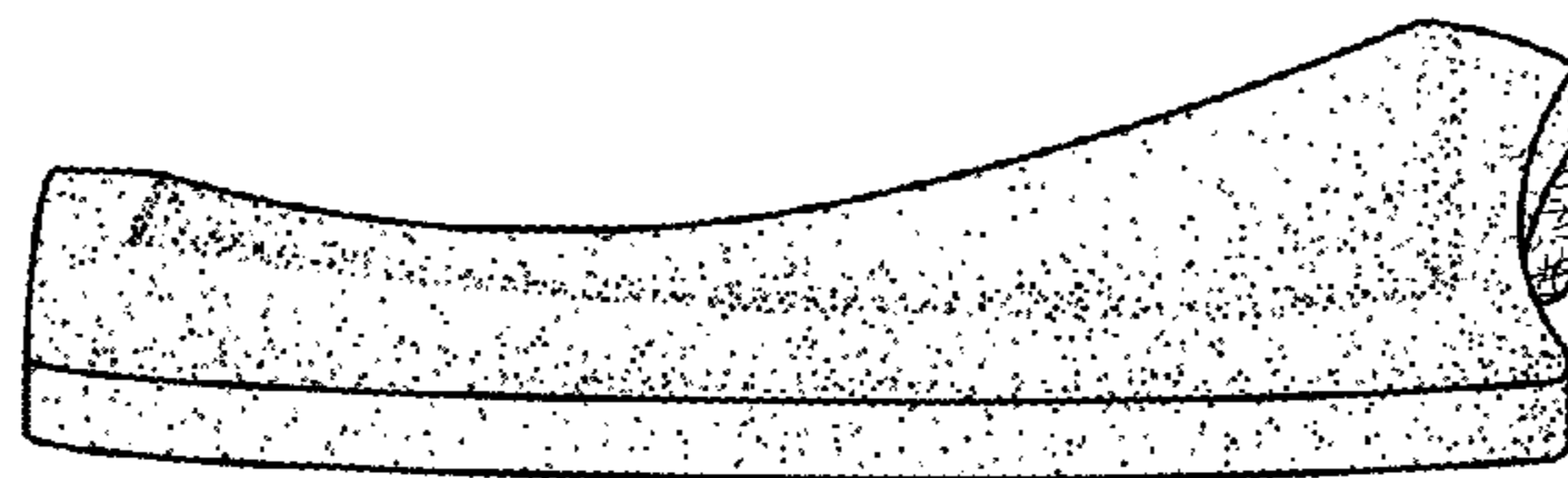


FIG. 5

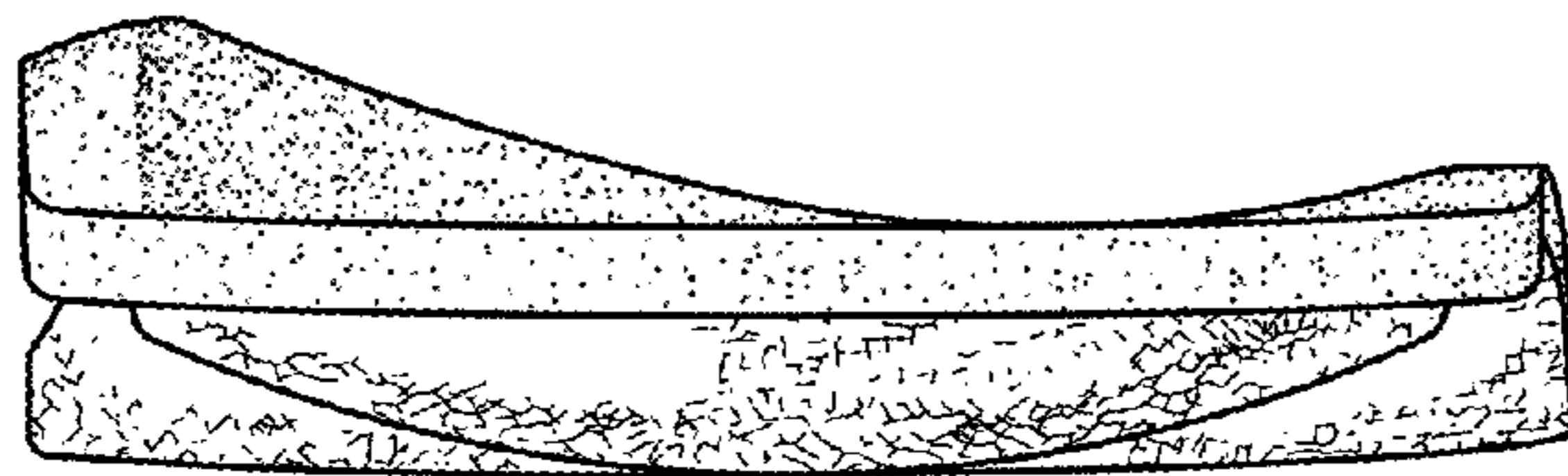


FIG. 6




FIG. 7

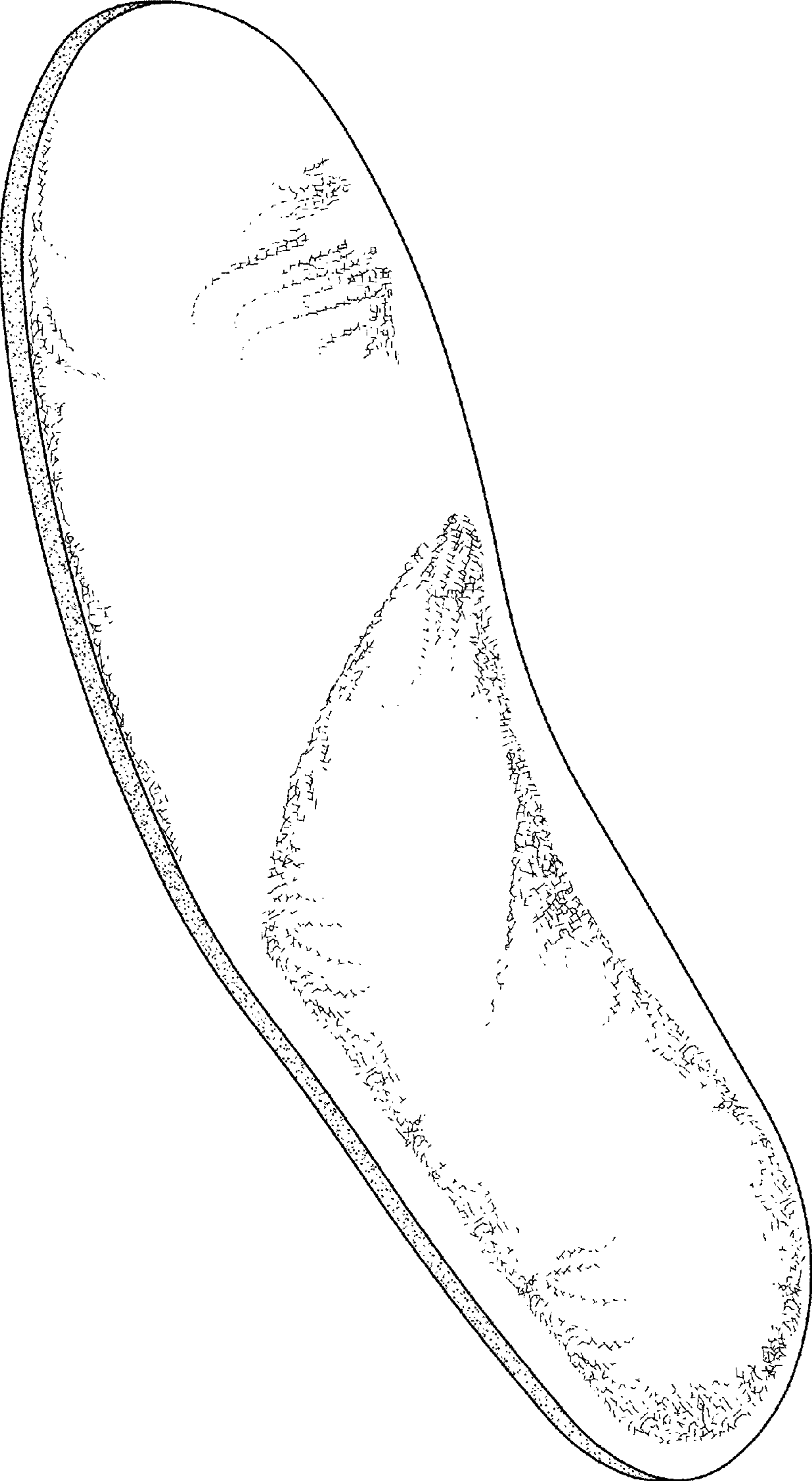


FIG. 8