



US00D765373S

(12) **United States Design Patent**
Swierszczk

(10) **Patent No.:** **US D765,373 S**

(45) **Date of Patent:** **** Sep. 6, 2016**

(54) **SHOE OUTSOLE**

(71) Applicant: **Cole Haan LLC**, New York, NY (US)

(72) Inventor: **Caroline Swierszczk**, New York, NY (US)

(73) Assignee: **Cole Haan LLC**, New York, NY (US)

(**) Term: **15 Years**

(21) Appl. No.: **29/550,962**

(22) Filed: **Jan. 8, 2016**

(51) **LOC (10) Cl.** **02-04**

(52) **U.S. Cl.**
USPC **D2/957**; D2/951

(58) **Field of Classification Search**

USPC D2/902, 906, 908, 916, 918, 925,
D2/946-962, 977; 36/3 B, 22 R, 24.5, 25 R,
36/28, 32 R, 34 R, 59 C, 67 A, 103

CPC A43B 13/00; A43B 13/02; A43B 13/023;
A43B 13/026; A43B 13/04; A43B 13/08;
A43B 13/10; A43B 13/12; A43B 13/14;
A43B 13/141; A43B 13/143; A43B 13/16;
A43B 13/18; A43B 13/181; A43B 13/187;
A43B 13/189; A43B 13/20; A43B 13/22;
A43B 13/223; A43B 13/24; A43B 13/28;
A43B 13/30; A43B 13/32; A43B 13/34;
A43B 13/36

See application file for complete search history.

(56) **References Cited**

U.S. PATENT DOCUMENTS

- 4,378,643 A * 4/1983 Johnson A43B 13/223
36/129
- D284,616 S * 7/1986 Gamm D2/954
- 5,197,207 A * 3/1993 Shorten A43B 13/20
36/102
- D388,596 S * 1/1998 Lozano D2/957
- D432,767 S * 10/2000 Fogg D2/947
- D470,999 S * 3/2003 Schroeder D2/951
- D475,183 S 6/2003 McClaskie

- D531,394 S * 11/2006 Bonnemere D2/957
- D539,015 S 3/2007 McClaskie
- D543,340 S * 5/2007 Favreau D2/953
- D554,837 S 11/2007 Andersen et al.
- D561,439 S * 2/2008 Schoenborn D2/953
- D604,482 S * 11/2009 Fletcher D2/917
- D604,931 S 12/2009 Weber
- 7,637,036 B2 * 12/2009 Sellers A43B 3/24
36/103
- D607,185 S 1/2010 Soon
- 7,704,430 B2 * 4/2010 Johnson A43B 1/0027
264/247
- D616,187 S * 5/2010 Moon D2/951
- D619,346 S * 7/2010 Moon D2/951
- D657,941 S * 4/2012 Bramani D2/902
- D672,949 S * 12/2012 Bramani D2/951
- D674,172 S * 1/2013 Bramani D2/902
- D709,274 S * 7/2014 Roulo D2/948
- D710,078 S * 8/2014 Joseph D2/951

(Continued)

Primary Examiner — T. Chase Nelson

(74) *Attorney, Agent, or Firm* — Thompson Coburn LLP;
Alan Norman

(57) **CLAIM**

The ornamental design for a shoe outsole, as shown and described.

DESCRIPTION

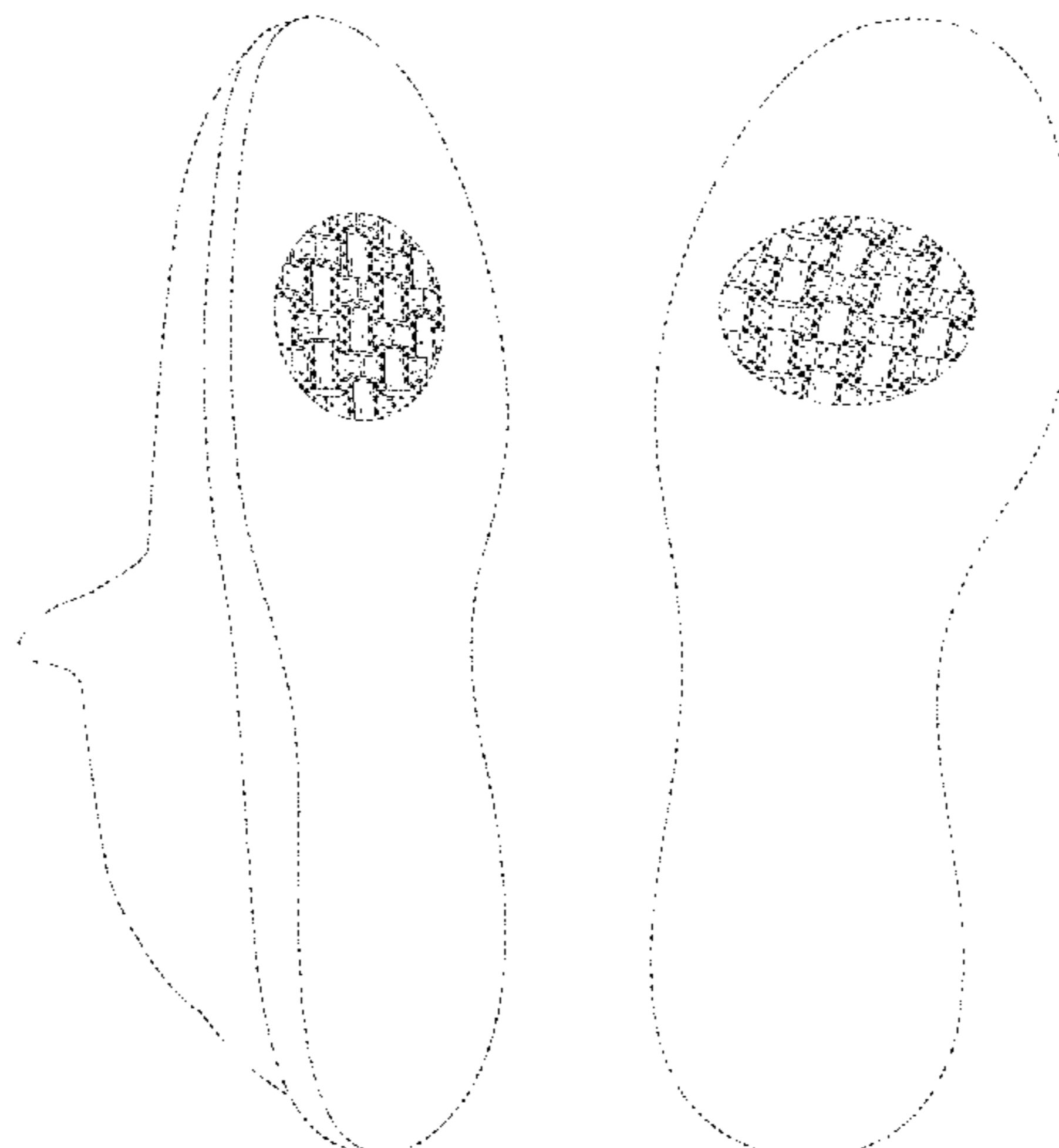
FIG. 1 is a lateral perspective bottom view of a shoe outsole showing the new design;

FIG. 2 is a bottom plan view thereof; and,

FIG. 3 is a medial perspective bottom view thereof.

The broken lines immediately adjacent the shaded area represent unclaimed boundaries of the claimed design while all other broken lines are directed to environment and are for illustrative purposes only; the broken lines form no part of the claimed design. The depicted location of the claimed design is for illustrative purposes only and forms no part of the claimed design. The depicted orientation of the claimed design is for illustrative purposes only and forms no part of the claimed design.

1 Claim, 3 Drawing Sheets



US D765,373 S

Page 2

(56)

References Cited

U.S. PATENT DOCUMENTS

D712,645 S 9/2014 Bove
D744,214 S * 12/2015 McMillan D2/951
D746,564 S * 1/2016 Wright D2/951
D749,310 S * 2/2016 Greenhalgh D2/951
2009/0139112 A1* 6/2009 Garneau A43B 7/087
36/131

2010/0170106 A1* 7/2010 Brewer A43B 7/24
36/28
2014/0150297 A1* 6/2014 Holmes A43B 13/125
36/103
2014/0259789 A1* 9/2014 Dojan A43B 1/0018
36/103

* cited by examiner

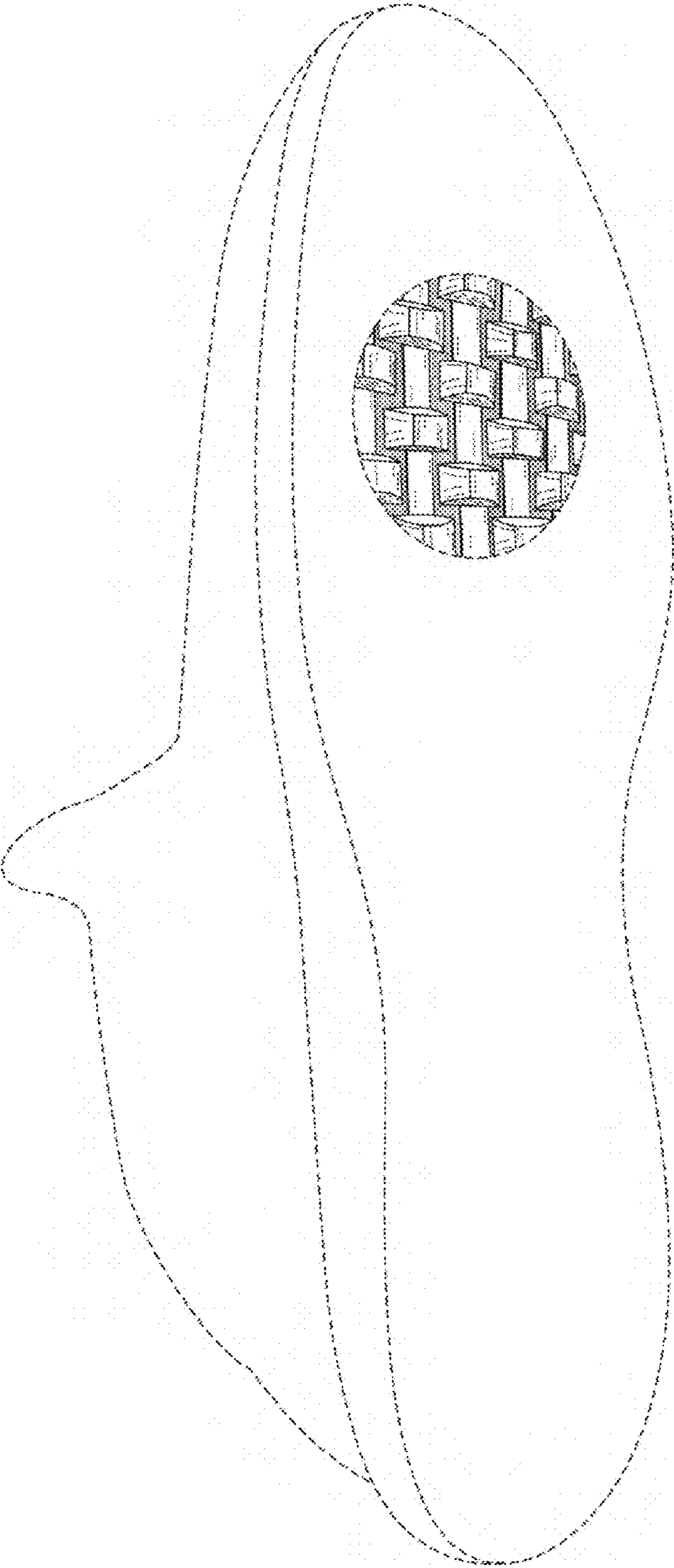


FIG. 1

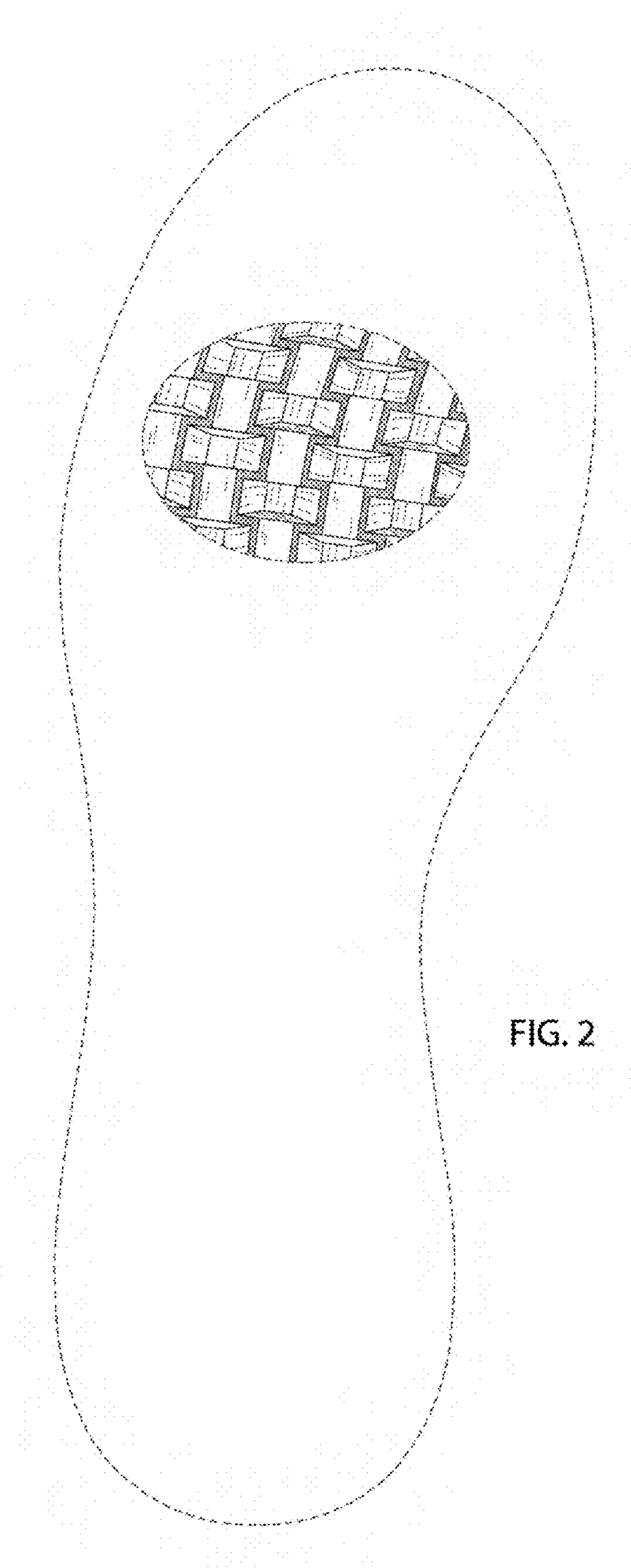


FIG. 2

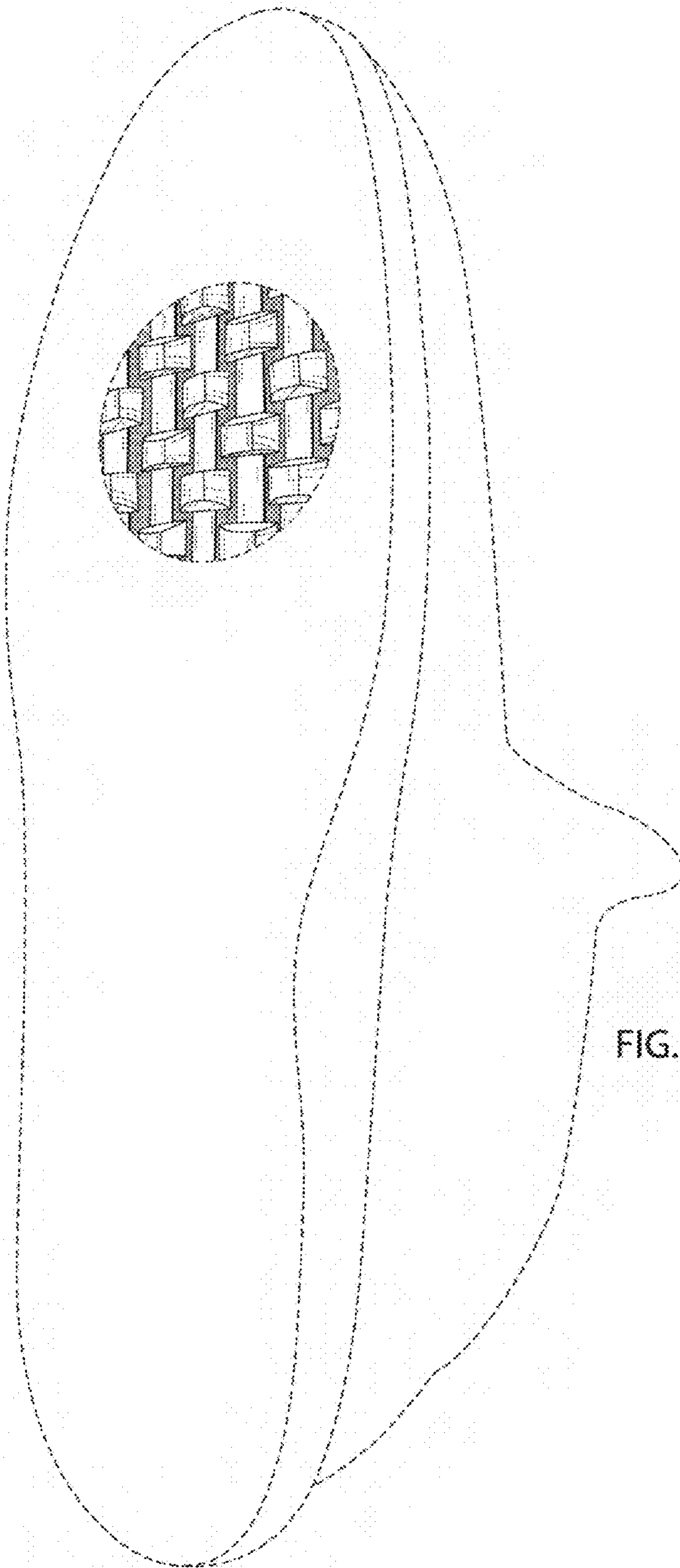


FIG. 3