

US00D765363S

(12) **United States Design Patent** (10) **Patent No.:** **US D765,363 S**
Petrie (45) **Date of Patent:** **** Sep. 6, 2016**

(54) **SHOE MIDSOLE**
(71) Applicant: **NIKE, Inc.**, Beaverton, OR (US)
(72) Inventor: **Jason G. Petrie**, Portland, OR (US)
(73) Assignee: **NIKE, Inc.**, Beaverton, OR (US)
(**) Term: **14 Years**
(21) Appl. No.: **29/523,588**
(22) Filed: **Apr. 10, 2015**
(51) **LOC (10) Cl.** **02-04**
(52) **U.S. Cl.**
USPC **D2/947**; D2/959
(58) **Field of Classification Search**
USPC D2/902, 906, 908, 916, 918, 925,
D2/946-962, 977; 36/3 B, 22 R, 24.5, 25 R,
36/28, 32 R, 34 R, 59 C, 67 A, 103
CPC A43B 13/00; A43B 13/02; A43B 13/023;
A43B 13/026; A43B 13/04; A43B 13/08;
A43B 13/10; A43B 13/12; A43B 13/14;
A43B 13/141; A43B 13/143; A43B 13/16;
A43B 13/18; A43B 13/181; A43B 13/187;
A43B 13/189; A43B 13/20; A43B 13/22;
A43B 13/223; A43B 13/24; A43B 13/28;
A43B 13/30; A43B 13/32; A43B 13/34;
A43B 13/36
See application file for complete search history.

(56) **References Cited**
U.S. PATENT DOCUMENTS
D236,560 S 9/1975 Senter
D237,427 S 11/1975 Thornberry
D296,952 S 8/1988 Brown et al.
D299,785 S 2/1989 Diaz
D324,938 S 3/1992 Cohen
D325,462 S 4/1992 Rogers
D334,279 S 3/1993 Teague
D334,280 S 3/1993 Teague

D334,650 S 4/1993 Teague
D334,832 S * 4/1993 Hatfield D2/977
D336,973 S * 7/1993 Fritcher D2/906
D337,871 S 8/1993 Teague
D355,756 S * 2/1995 Vestuti D2/969
D384,799 S * 10/1997 Teague D2/902
D393,358 S 4/1998 Teague
D395,738 S 7/1998 Hatfield et al.
D397,841 S * 9/1998 Munns D2/902
D401,039 S 11/1998 Lupo
D524,034 S * 7/2006 Hlavacs D2/977
D528,778 S 9/2006 Avar et al.
D583,546 S 12/2008 Henderson
D595,047 S 6/2009 Petrie
D648,514 S 11/2011 Avar
D674,177 S 1/2013 Earle

(Continued)

OTHER PUBLICATIONS

Nike Footwear Catalog, 1988 Spring Footwear, p. 40, published Jun. 1987, NIKE, Inc., USA.
(Continued)



Primary Examiner — T. Chase Nelson
(74) *Attorney, Agent, or Firm* — Banner & Witcoff, Ltd.

(57) **CLAIM**
The ornamental design for a shoe midsole, as shown and described.

DESCRIPTION

FIG. 1 is a front perspective view of a shoe midsole showing my new design;
FIG. 2 is a side view thereof; and,
FIG. 3 is a rear perspective view thereof.
The broken lines immediately adjacent to the shaded area represent unclaimed boundaries of the design. The broken lines showing the remainder of the shoe are for environmental purposes only and form no part of the claimed design.

1 Claim, 3 Drawing Sheets



(56)

References Cited

U.S. PATENT DOCUMENTS

D674,996 S 1/2013 Sallee
D682,516 S * 5/2013 Avar D2/947
D687,221 S 8/2013 Taylor
D689,273 S 9/2013 Hardman
D689,675 S * 9/2013 Hardman D2/947
D690,916 S * 10/2013 Chang D2/947
D691,785 S * 10/2013 Chang D2/947
D708,828 S 7/2014 Avar et al.
D708,829 S * 7/2014 Taylor D2/947
D709,676 S * 7/2014 Iachini D2/902
D713,624 S * 9/2014 Petrie D2/947
D715,038 S 10/2014 Dolce
D716,532 S * 11/2014 Svensson D2/947

D722,425 S 2/2015 Cin
D722,749 S * 2/2015 Svensson D2/947
D744,210 S * 12/2015 Hardman D2/947

OTHER PUBLICATIONS

Nike Footwear Catalog, 1993 Holiday Footwear, p. 18, published Mar. 1993, NIKE, Inc., USA.
Nike Footwear Catalog, 2008 Holiday Performance Footwear, p. 4, published Feb. 2008, NIKE, Inc., USA.
Nike Footwear Catalog, 2011 Spring Basketball Footwear, p. 3, published date unknown, but prior to the filing date of the present application, Nike, Inc., USA.
Nike Footwear Catalog, 2011 Spring Men's Running Footwear, p. 30, published date unknown, but prior to the filing date of the present application, NIKE, Inc., USA.

* cited by examiner

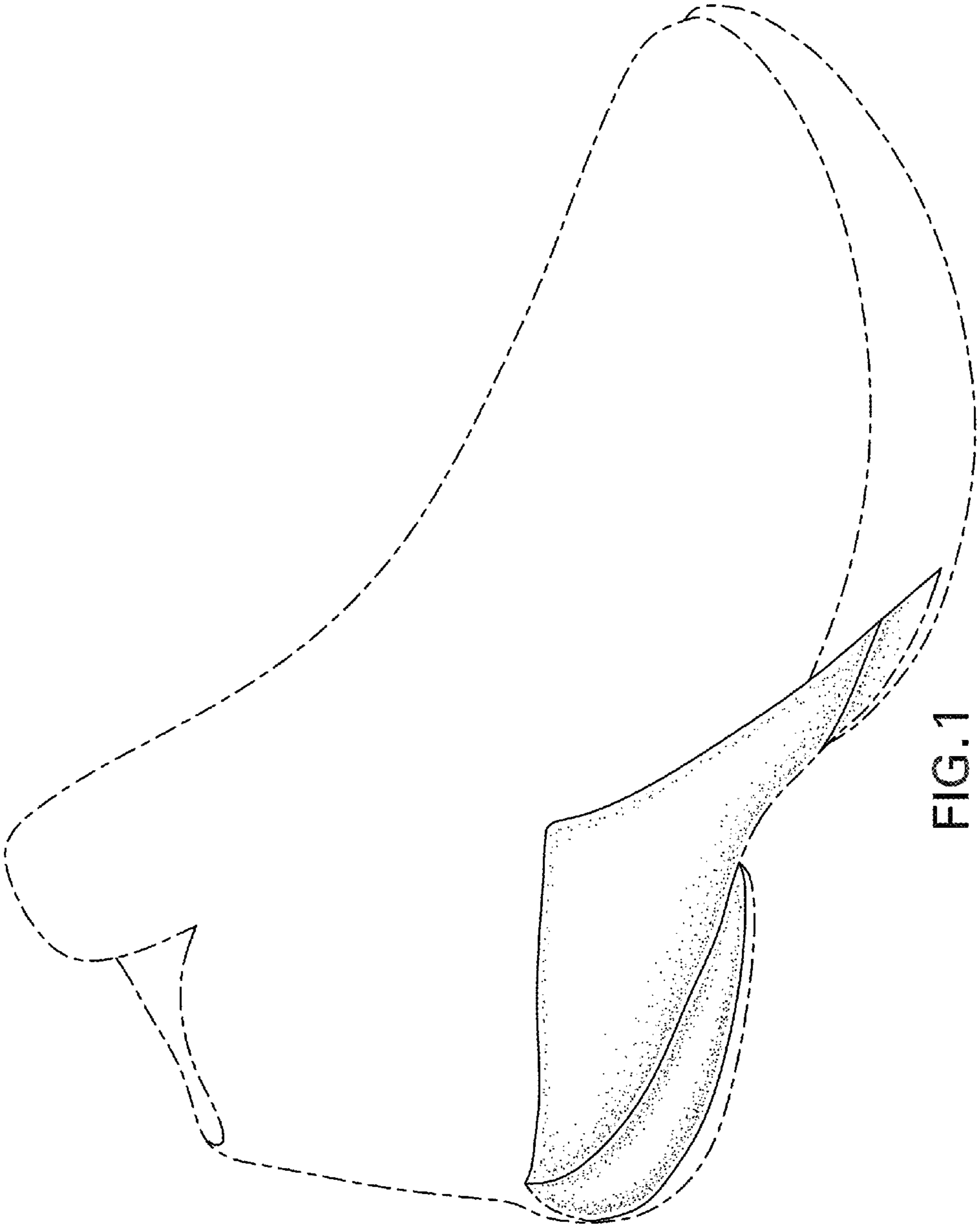


FIG. 1

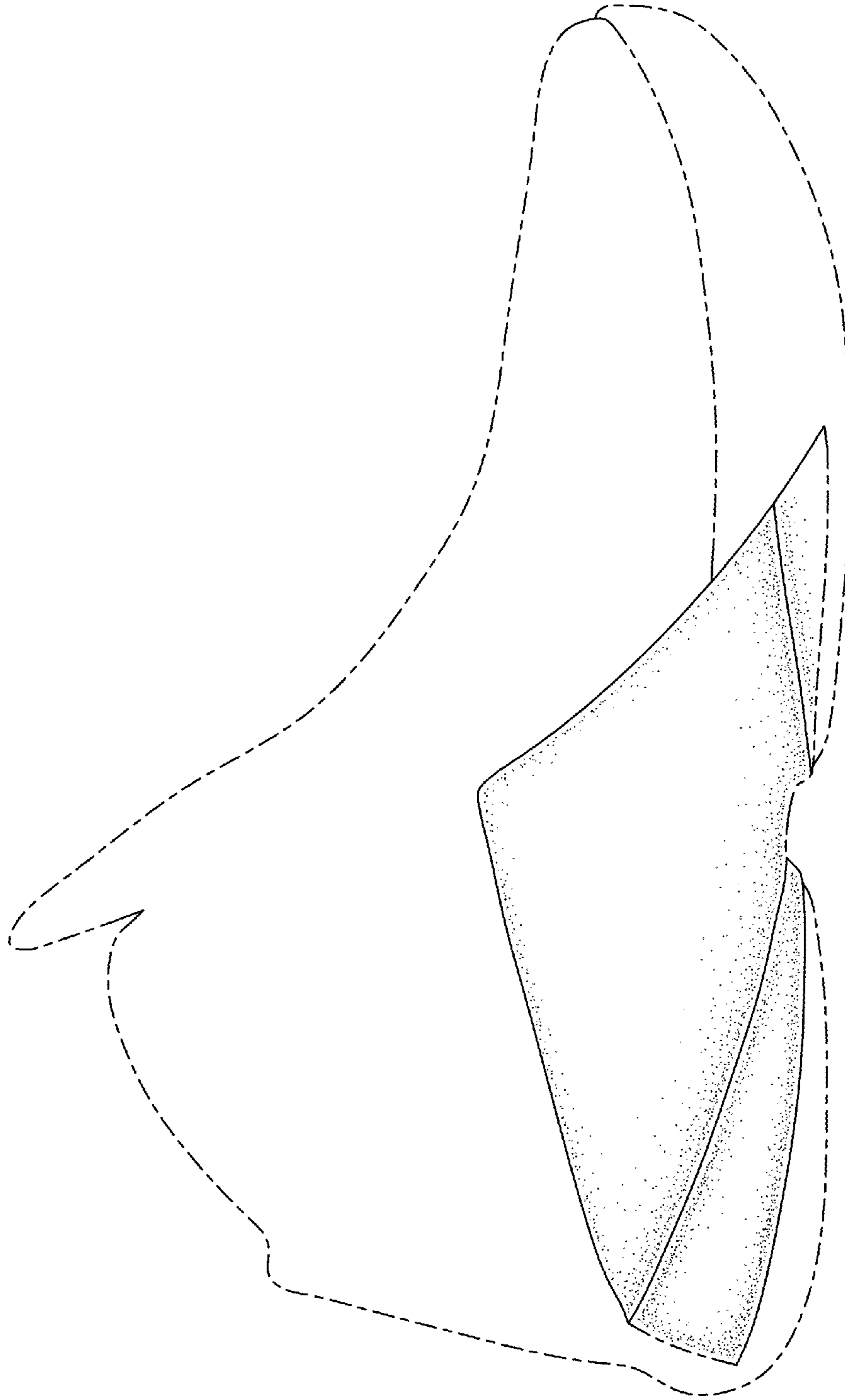


FIG. 2

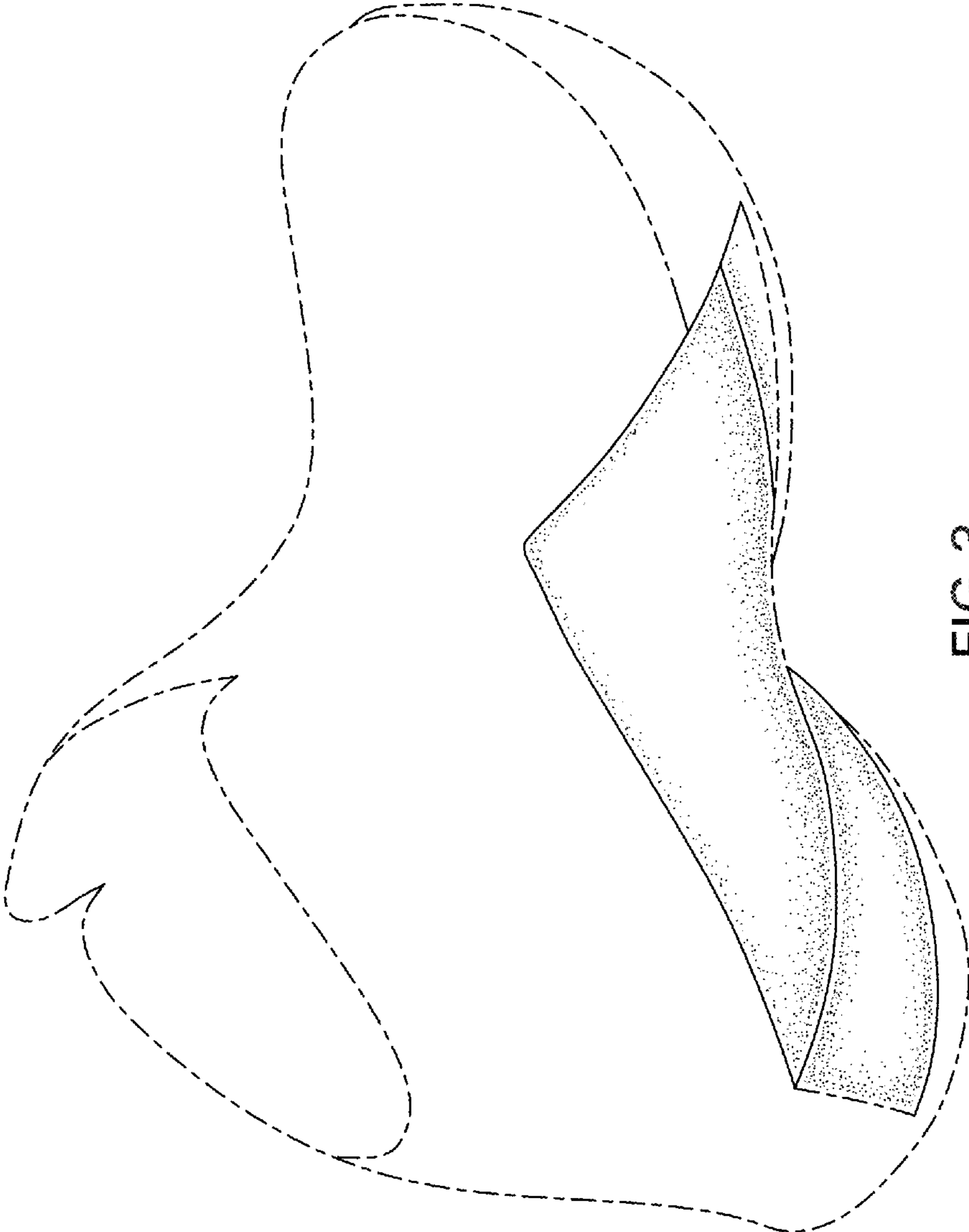


FIG. 3