



US00D765361S

(12) **United States Design Patent** (10) **Patent No.:** **US D765,361 S**
Johnsongriffin (45) **Date of Patent:** **** Sep. 6, 2016**

(54) **SHOE MIDSOLE**
(71) Applicant: **NIKE, Inc.**, Beaverton, OR (US)
(72) Inventor: **Jonathan Johnsongriffin**, Beaverton, OR (US)
(73) Assignee: **NIKE, Inc.**, Beaverton, OR (US)
(**) Term: **14 Years**
(21) Appl. No.: **29/520,589**
(22) Filed: **Mar. 16, 2015**
(51) **LOC (10) Cl.** **02-04**
(52) **U.S. Cl.**
USPC **D2/947**
(58) **Field of Classification Search**
USPC D2/902, 906, 908, 916, 918, 925,
D2/946-962, 977; 36/3 B, 22 R, 24.5, 25 R,
36/28, 32 R, 34 R, 59 C, 67 A, 103
CPC A43B 13/00; A43B 13/02; A43B 13/023;
A43B 13/026; A43B 13/04; A43B 13/08;
A43B 13/10; A43B 13/12; A43B 13/14;
A43B 13/141; A43B 13/143; A43B 13/16;
A43B 13/18; A43B 13/181; A43B 13/187;
A43B 13/189; A43B 13/20; A43B 13/22;
A43B 13/223; A43B 13/24; A43B 13/28;
A43B 13/30; A43B 13/32; A43B 13/34;
A43B 13/36
See application file for complete search history.

(56) **References Cited**
U.S. PATENT DOCUMENTS
D254,457 S * 3/1980 Finn D2/927
D311,989 S 11/1990 Parker et al.
D351,277 S 10/1994 Aveni et al.
D363,372 S * 10/1995 Hatfield D2/977
D373,674 S 9/1996 Dolinsky
D384,193 S 9/1997 Avar
D385,103 S 10/1997 Teague
D393,340 S 4/1998 Doxey

5,743,028 A * 4/1998 Lombardino A43B 13/182
36/27
D395,337 S 6/1998 Greene
D396,343 S * 7/1998 Foxen D2/961
D397,846 S 9/1998 Lozano
D419,284 S * 1/2000 Dolinsky D2/946
D460,852 S * 7/2002 Daudier D2/897
D512,555 S * 12/2005 Tseng D2/961
D515,297 S 2/2006 Acheson
D545,537 S 7/2007 Roulo
D583,539 S 12/2008 Henderson
D620,695 S 8/2010 McCarthy et al.
D624,291 S 9/2010 Henderson
D680,308 S * 4/2013 Hardman D2/947
D702,424 S 4/2014 Miner
D710,579 S 8/2014 Williams, Jr.

(Continued)

OTHER PUBLICATIONS

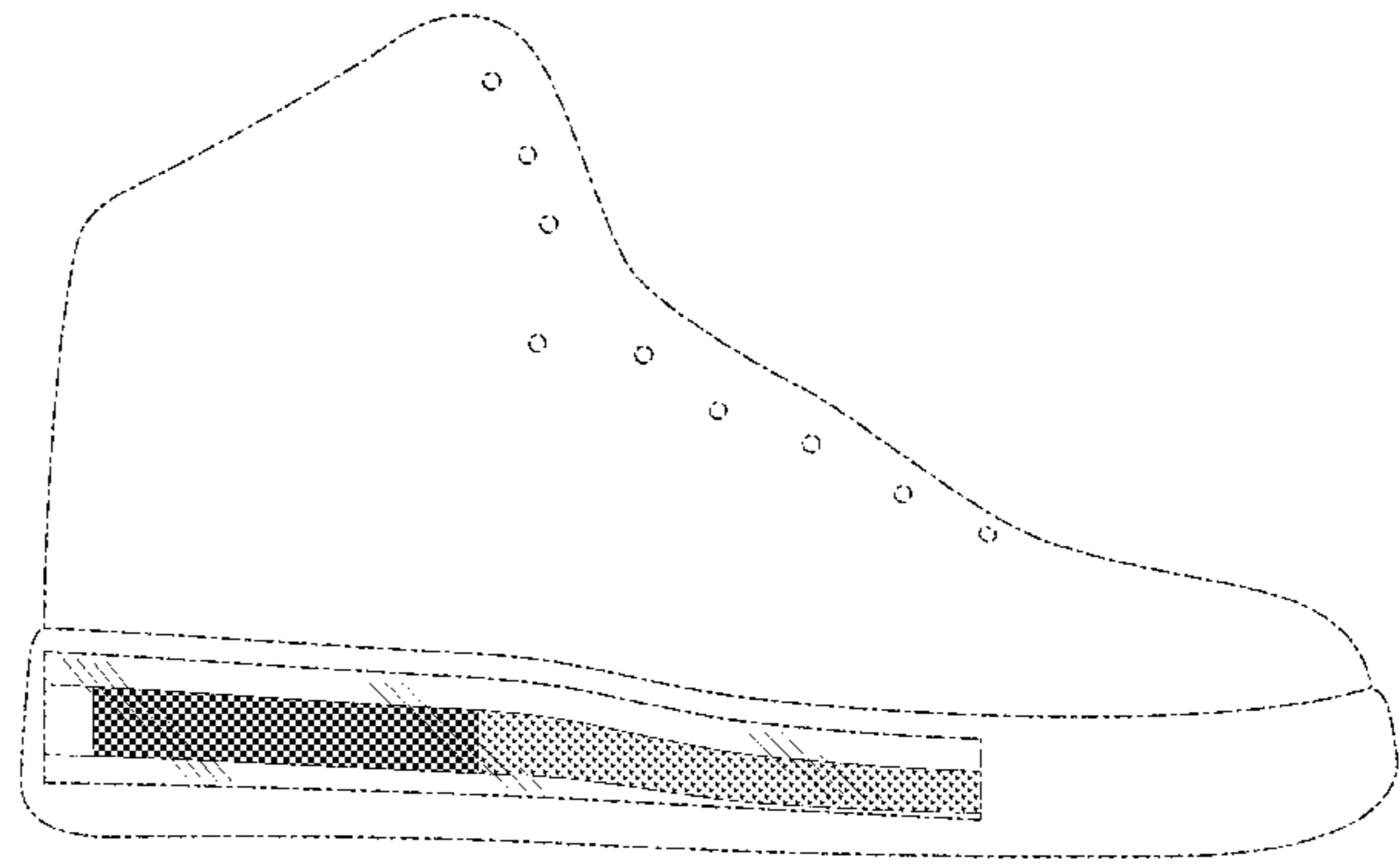
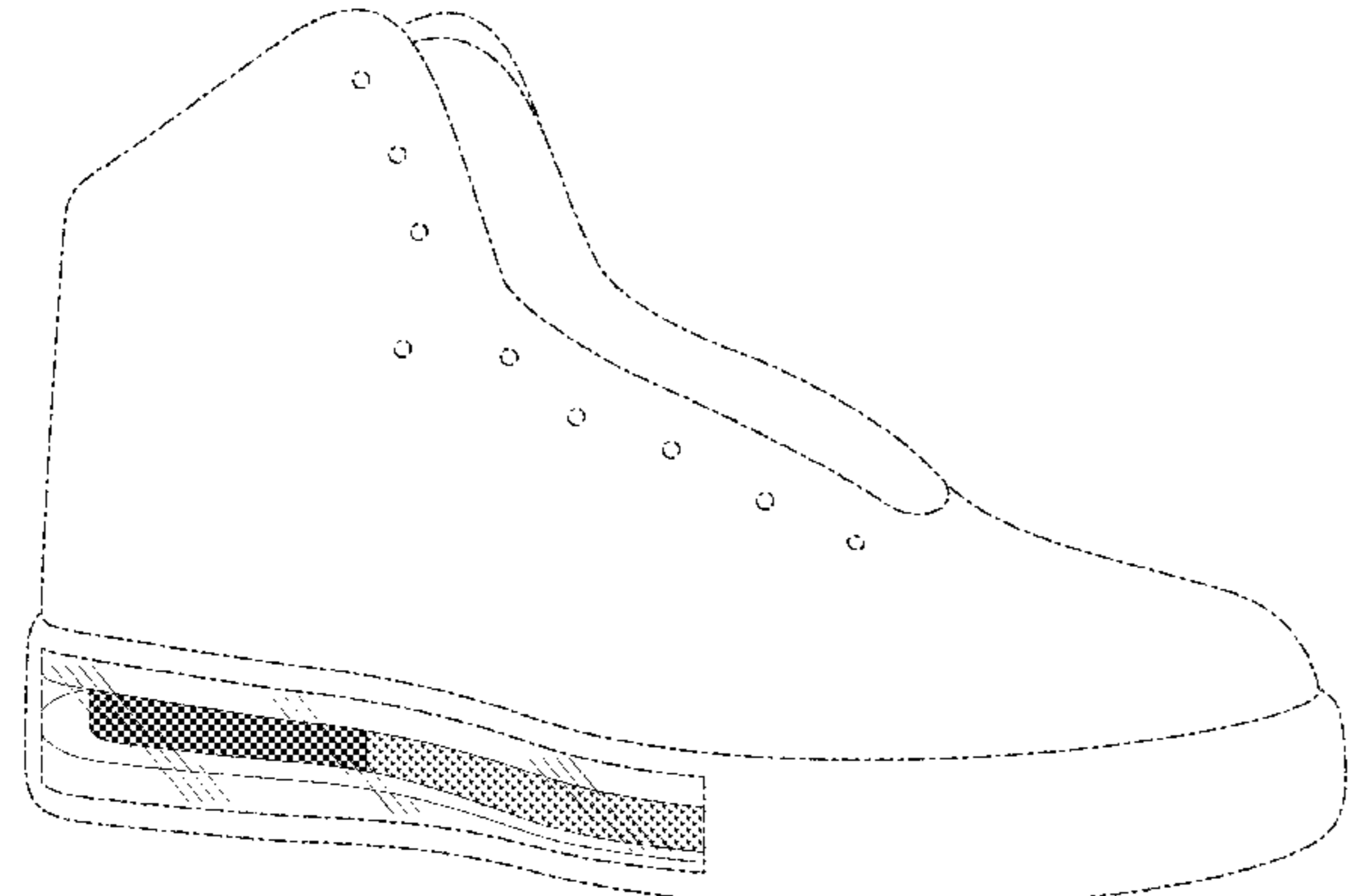
Nike Footwear Catalog, 1995 Spring Footwear, p. 40, published Jun. 1994, NIKE, Inc., USA.
Primary Examiner — T. Chase Nelson
(74) *Attorney, Agent, or Firm* — Banner & Witcoff, Ltd.

(57) **CLAIM**
The ornamental design for a shoe midsole, as shown and described.

DESCRIPTION

FIG. 1 is a front perspective view of a shoe midsole showing my new design;
FIG. 2 is a side view thereof; and,
FIG. 3 is a rear perspective view thereof.
The contrast in shading between the regions of the shoe visible through the translucent outer surface represents a contrast in color appearance between the regions. The broken lines immediately adjacent to the shaded area represent unclaimed boundaries of the design. The broken lines showing the remainder of the shoe are for environmental purposes only and form no part of the claimed design.

1 Claim, 3 Drawing Sheets



(56)

References Cited

U.S. PATENT DOCUMENTS

D711,081 S 8/2014 Miner
D714,035 S 9/2014 O'Connor
D734,600 S * 7/2015 Gargiulo D2/947
2002/0073579 A1* 6/2002 Lombardino A63B 13/182
36/28
2004/0230151 A1* 11/2004 Chen A43B 13/026
602/61
2012/0233880 A1* 9/2012 Chao A43B 13/20
36/29

2012/0255196 A1* 10/2012 Gishifu A43B 13/20
36/29
2013/0160327 A1* 6/2013 Peyton A43B 5/06
36/103
2014/0259462 A1* 9/2014 Taylor A43B 13/20
12/146 R
2015/0245687 A1* 9/2015 Taylor B29D 35/122
12/146 B
2015/0250261 A1* 9/2015 Sills A43B 1/0072
36/31

* cited by examiner

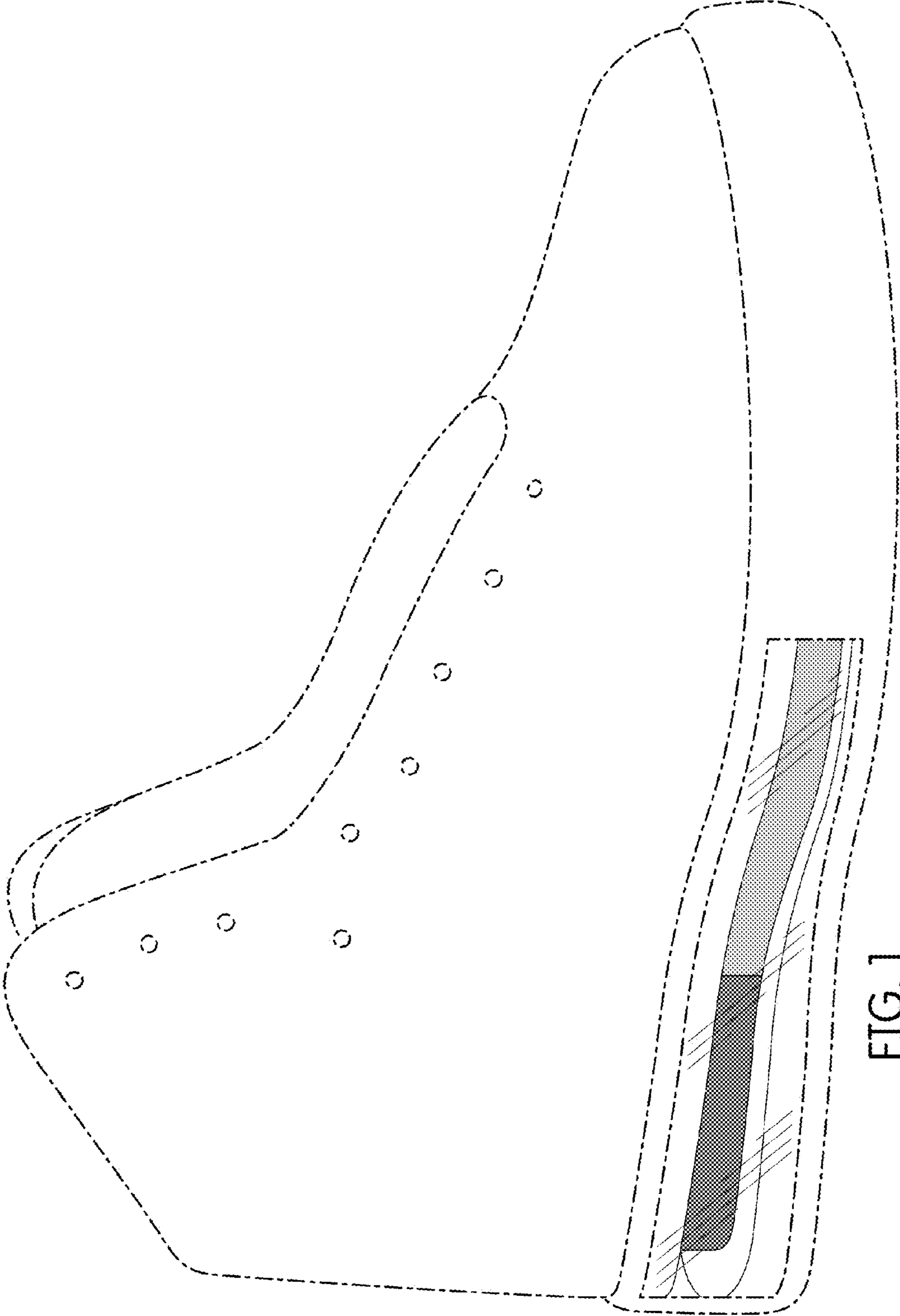


FIG. 1

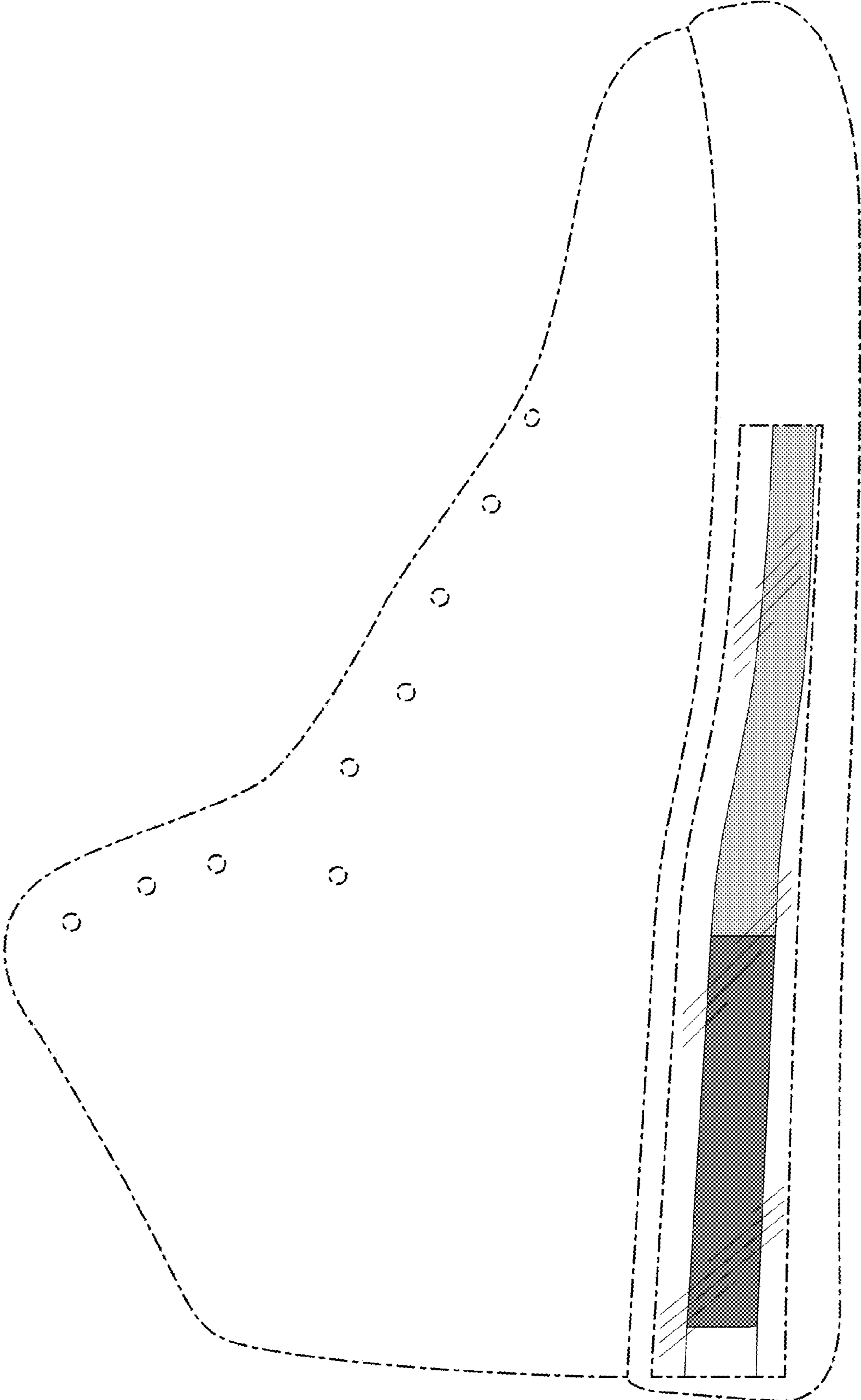


FIG. 2

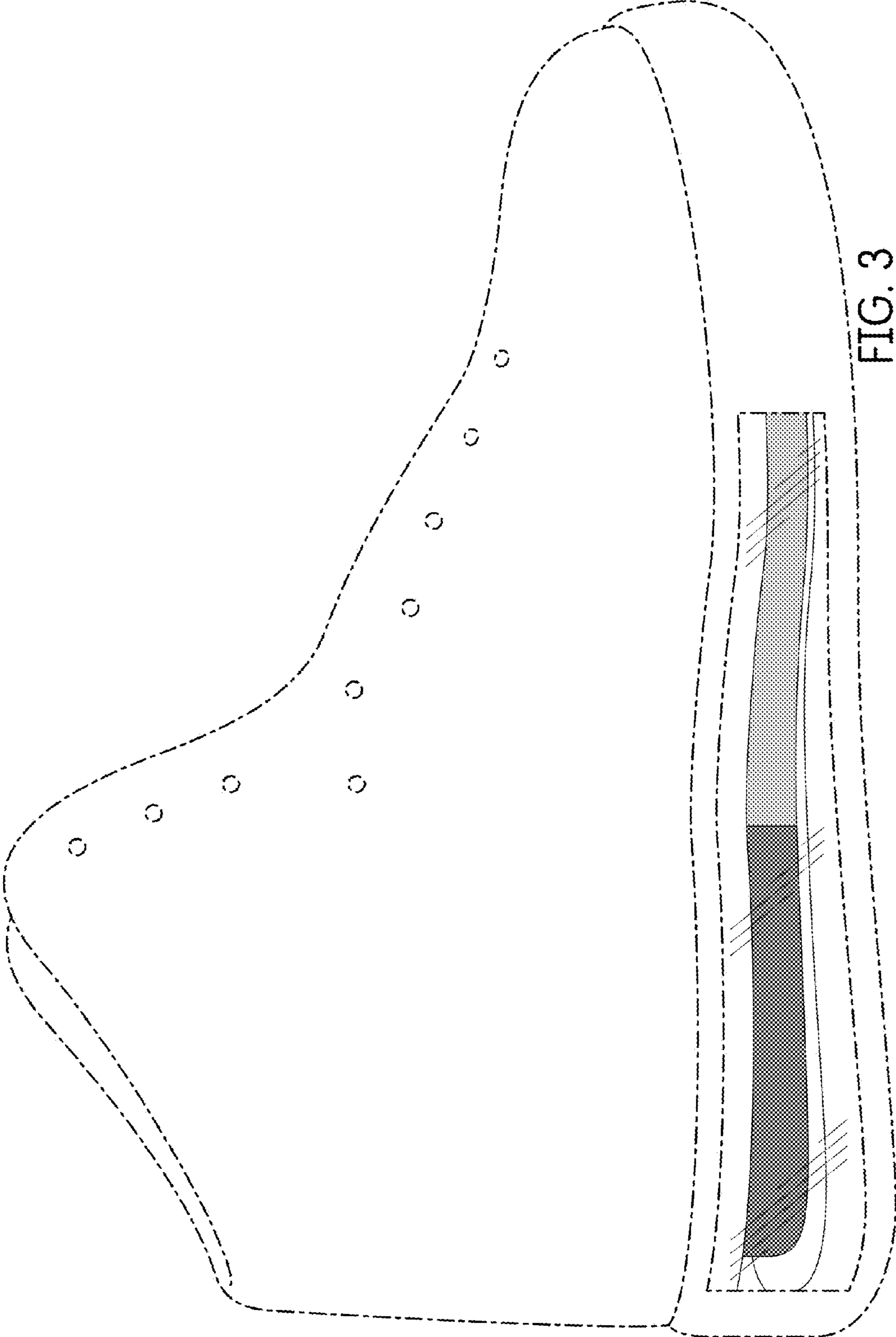


FIG. 3