



US00D765358S

(12) **United States Design Patent**
Burnett

(10) **Patent No.:** **US D765,358 S**
(45) **Date of Patent:** **** Sep. 6, 2016**

- (54) **CLEAT WITH KICKING ZONES**
- (71) Applicant: **Phil Burnett**, Sacramento, CA (US)
- (72) Inventor: **Phil Burnett**, Sacramento, CA (US)
- (**) Term: **15 Years**
- (21) Appl. No.: **29/538,657**
- (22) Filed: **Sep. 4, 2015**

D243,976 S	4/1977	Dassler	
D248,514 S	7/1978	Lu	
D249,200 S	9/1978	Iimuro	
D250,857 S	1/1979	Procter et al.	
4,204,346 A	5/1980	Fugere	
D256,627 S	9/1980	Lu	
D264,393 S	5/1982	Sasaki	
4,447,971 A	5/1984	Bente	
D324,938 S	3/1992	Cohen	
D356,435 S	3/1995	Vignola et al.	
D368,156 S	3/1996	Longbottom et al.	
D393,537 S	4/1998	Johnson	
5,897,446 A	4/1999	Wiseman	
D424,283 S	5/2000	Snyder	
D449,425 S	10/2001	Sasaki	
6,367,167 B1 *	4/2002	Krstic	A43B 5/02 36/25 R
D460,605 S	7/2002	Whittington	

Related U.S. Application Data

- (66) Substitute for application No. 29/383,219, filed on Jan. 13, 2011, now abandoned.
- (51) **LOC (10) Cl.** **02-04**
- (52) **U.S. Cl.**
USPC **D2/906**
- (58) **Field of Classification Search**
USPC D2/896, 902, 906, 907, 908, 925, 929,
D2/943, 944, 946, 947, 950, 951, 954, 955,
D2/956, 962, 968, 969, 972, 973, 977, 978
CPC A43B 1/00; A43B 3/00; A43B 5/00;
A43B 5/001; A43B 5/002; A43B 5/003;
A43B 5/005; A43B 5/007; A43B 5/008;
A43B 5/02; A43B 5/025; A43B 5/06; A43B
5/10; A43B 5/14; A43B 5/18; A43B 5/185
See application file for complete search history.

References Cited

U.S. PATENT DOCUMENTS

D188,038 S	5/1960	Dassler	
D198,157 S	5/1964	Oswald	
3,138,880 A *	6/1964	Kunzli	A43B 5/02 36/105
D210,864 S	4/1968	Tusa	
D235,392 S	6/1975	Blumenfeld	
D235,700 S	7/1975	Senter	
D236,561 S	9/1975	Weckenbrock	
D241,585 S	9/1976	Famolare	
D242,583 S	12/1976	Knifght	

(Continued)

Primary Examiner — Elizabeth J Oswecki

(74) *Attorney, Agent, or Firm* — QuickPatents, LLC; Kevin Prince

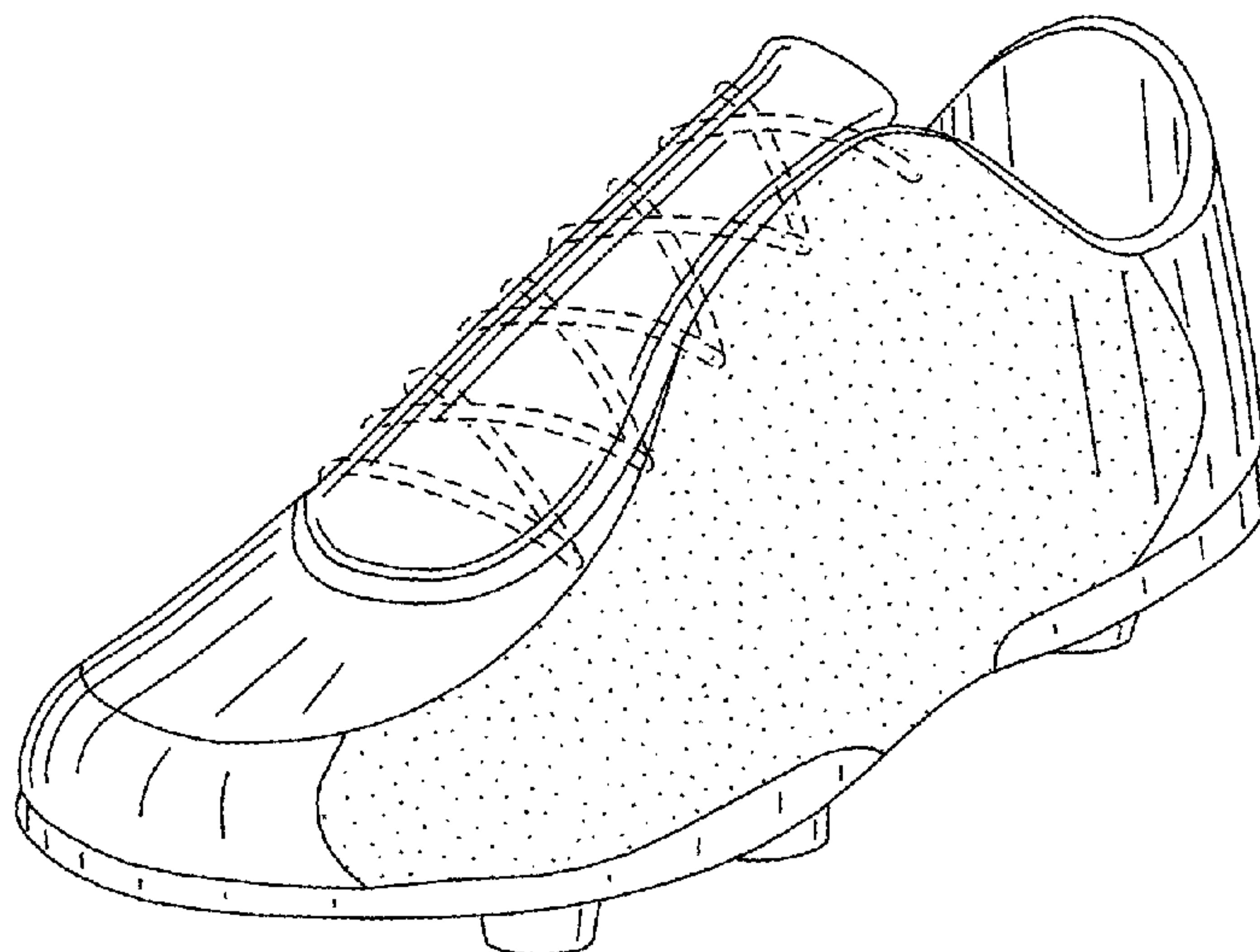
(57) **CLAIM**

The ornamental design for a cleat with kicking zones, as shown and described.

DESCRIPTION

FIG. 1 is a perspective view of a cleat with kicking zones, showing my new design;
 FIG. 2 is a top plan view thereof;
 FIG. 3 is a left-side elevational view thereof;
 FIG. 4 is a front elevational view thereof;
 FIG. 5 is a rear elevational view thereof;
 FIG. 6 is a right-side elevational view thereof; and,
 FIG. 7 is a bottom plan view thereof.
 The broken lines showing shoe laces in FIGS. 1-4 and 6 and oblong areas in FIG. 7 depict environmental matter and form no part of the claimed design. A cleat for the left foot is illustrated, it being understood that the design for a cleat for the right foot is a mirror image thereof.

1 Claim, 3 Drawing Sheets



(56)

References Cited

U.S. PATENT DOCUMENTS

6,681,503 B2 *	1/2004	Morle	A43B 5/02 36/133	9,179,732 B2 *	11/2015	Minami	A43B 5/025
D494,349 S	8/2004	Teteriatnikov		D756,617 S *	5/2016	Weddle	D2/951
D504,206 S	4/2005	Bandini		D757,413 S *	5/2016	Bacon	D2/969
D541,024 S	4/2007	Belley		D758,059 S *	6/2016	Lane, III	D2/969
D551,431 S	9/2007	Tomat		2001/0039745 A1 *	11/2001	Nakano	A43B 5/00 36/25 R
7,441,350 B2 *	10/2008	Auger	A43C 15/162 36/128	2003/0167658 A1 *	9/2003	Davis	A43B 5/02 36/128
D579,650 S	11/2008	Wallace		2004/0055183 A1 *	3/2004	Lee	A43B 5/02 36/128
D593,293 S	6/2009	Belley		2004/0181974 A1 *	9/2004	Robinson, Jr.	A43B 3/0078 36/100
D596,837 S	7/2009	Dillenbeck		2005/0144812 A1 *	7/2005	Wheeler	A43B 3/0078 36/133
D609,436 S	2/2010	Flint		2008/0005930 A1 *	1/2008	Skirrow	A43B 1/0072 36/32 R
7,946,062 B2	5/2011	Kelly		2009/0007457 A1 *	1/2009	Skirrow	A41D 19/01558 36/133
D648,103 S	11/2011	Chionna		2009/0100713 A1 *	4/2009	Adami	A43B 3/0047 36/100
D654,680 S	2/2012	Mochen		2010/0275463 A1 *	11/2010	Gallagher	A43B 5/02 36/133
D654,681 S	2/2012	Bacon		2011/0078922 A1 *	4/2011	Cavaliere	A43B 5/02 36/54
D717,035 S *	11/2014	Minami	D2/951	2014/0026441 A1 *	1/2014	Stauffer	A43C 15/00 36/103
D719,326 S *	12/2014	Marchal	D2/943				
D726,998 S *	4/2015	Mochen	D2/906				
D727,606 S *	4/2015	Mochen	D2/906				
D728,205 S *	5/2015	Weddle	D2/906				
D732,812 S *	6/2015	Weddle	D2/906				
D734,596 S *	7/2015	Lane, III	D2/906				
D735,975 S *	8/2015	Lane, III	D2/906				

* cited by examiner

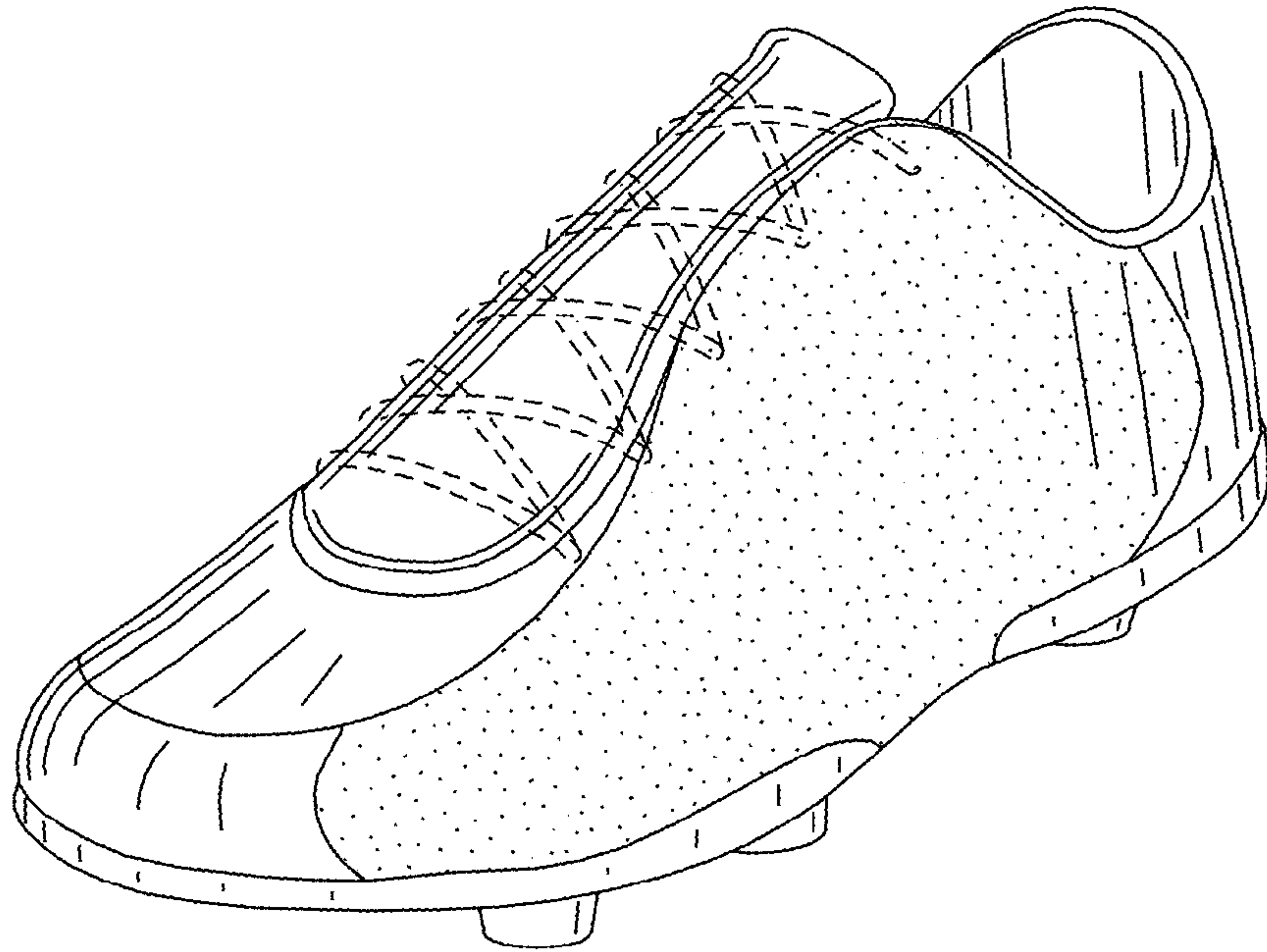


FIG. 1

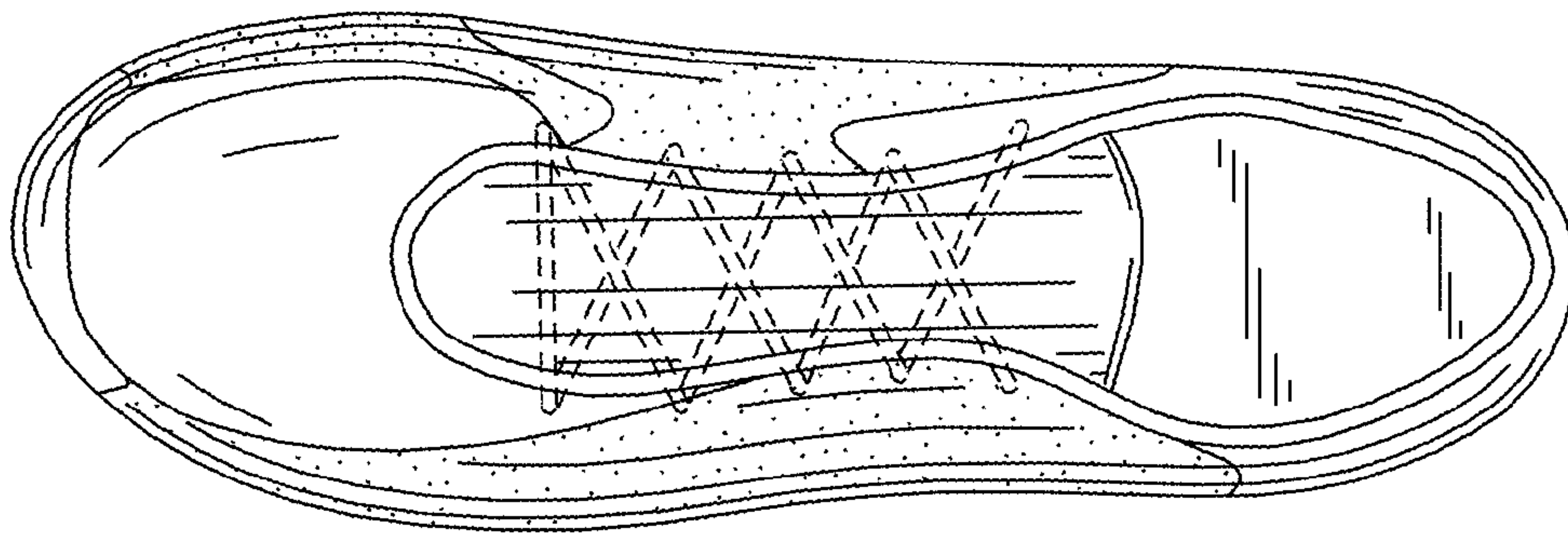


FIG. 2

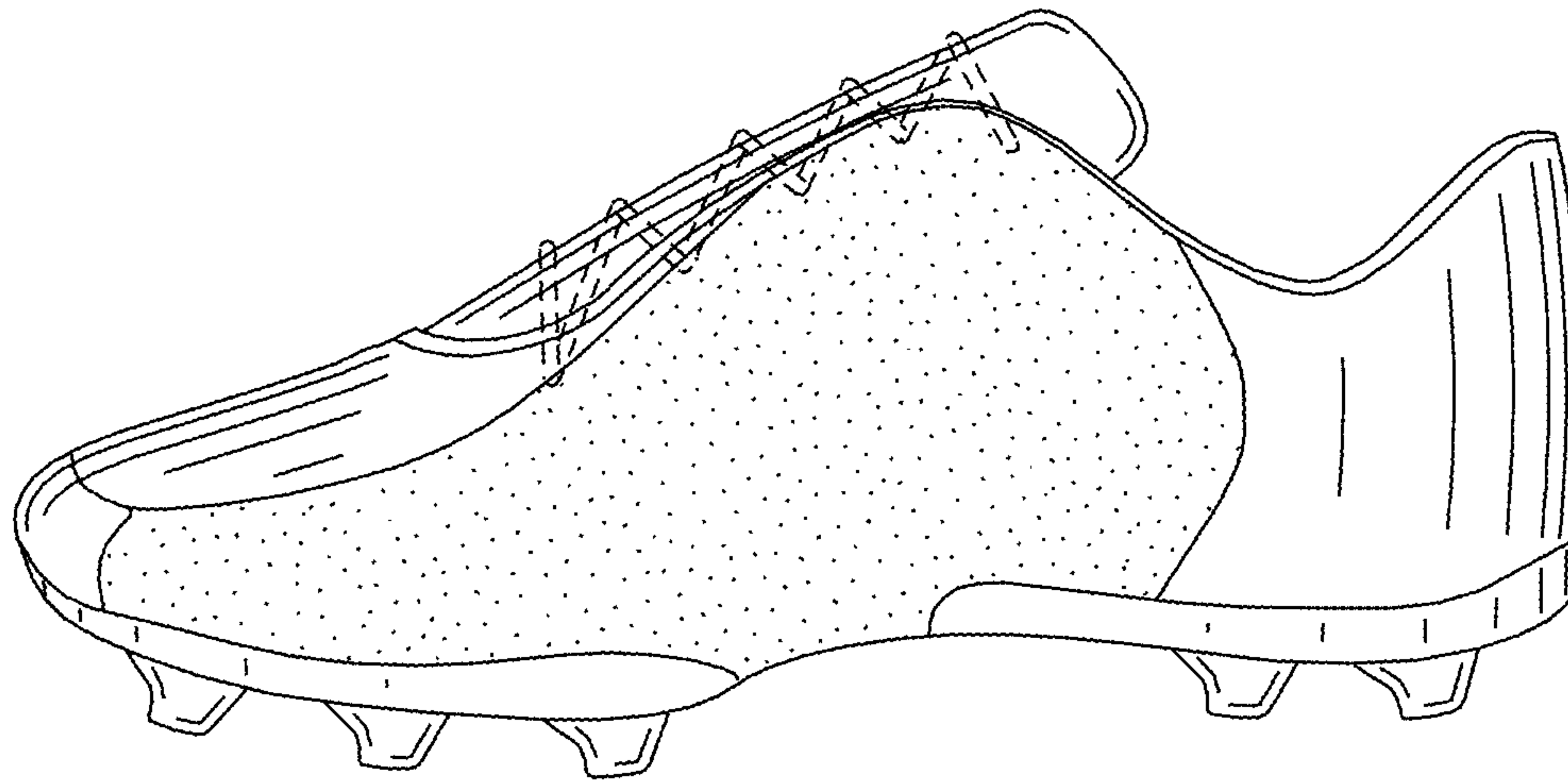


FIG. 3

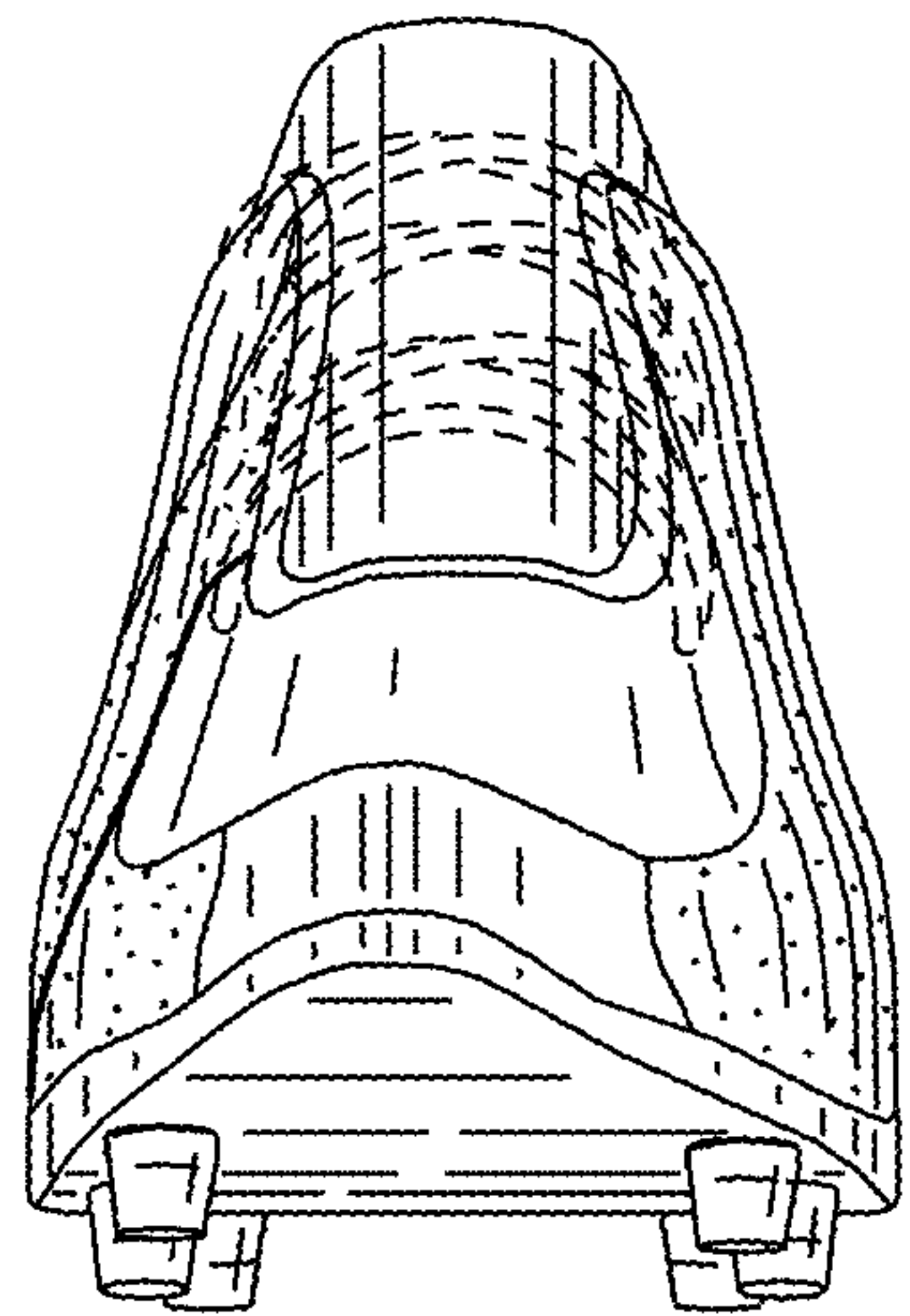


FIG. 4

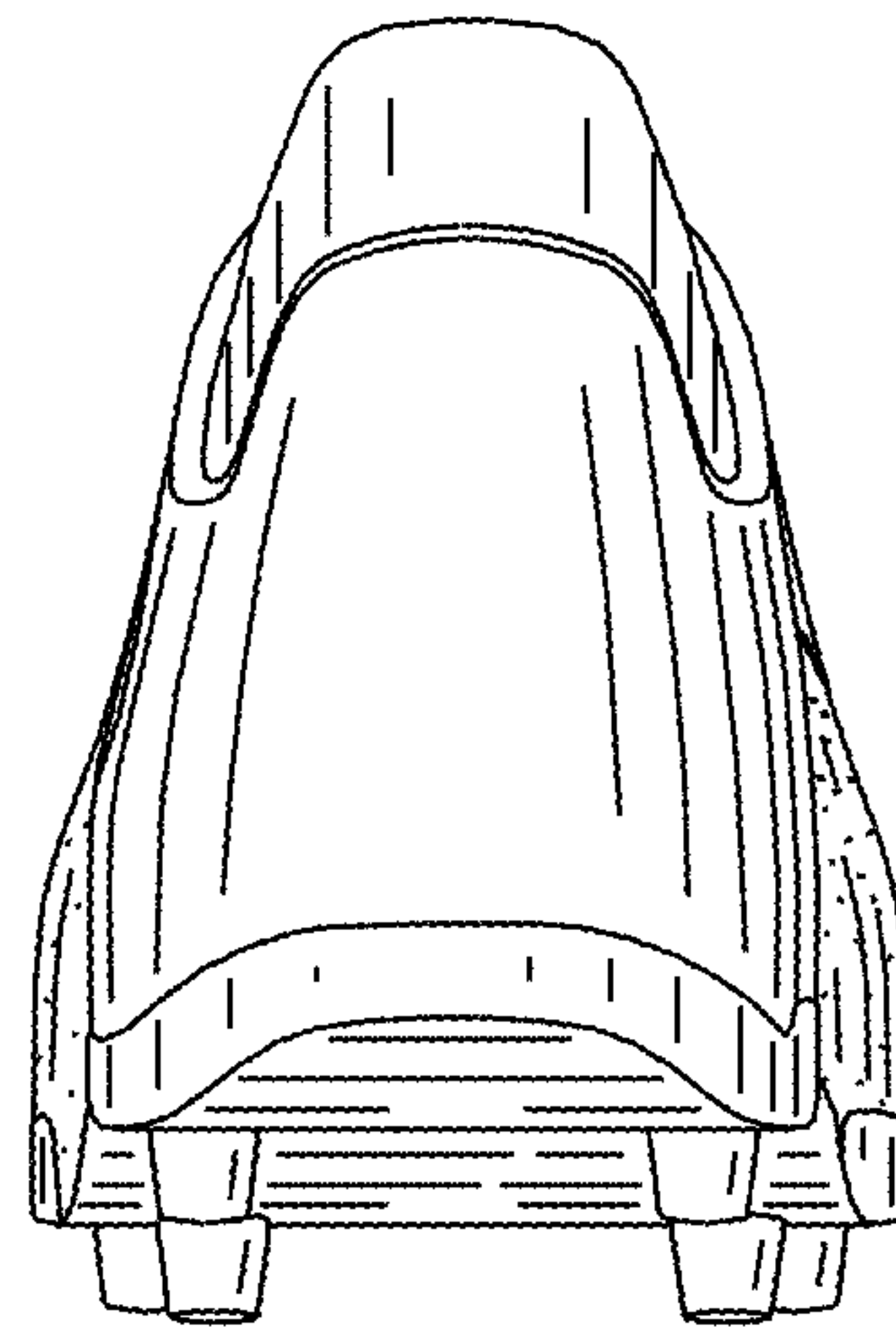


FIG. 5

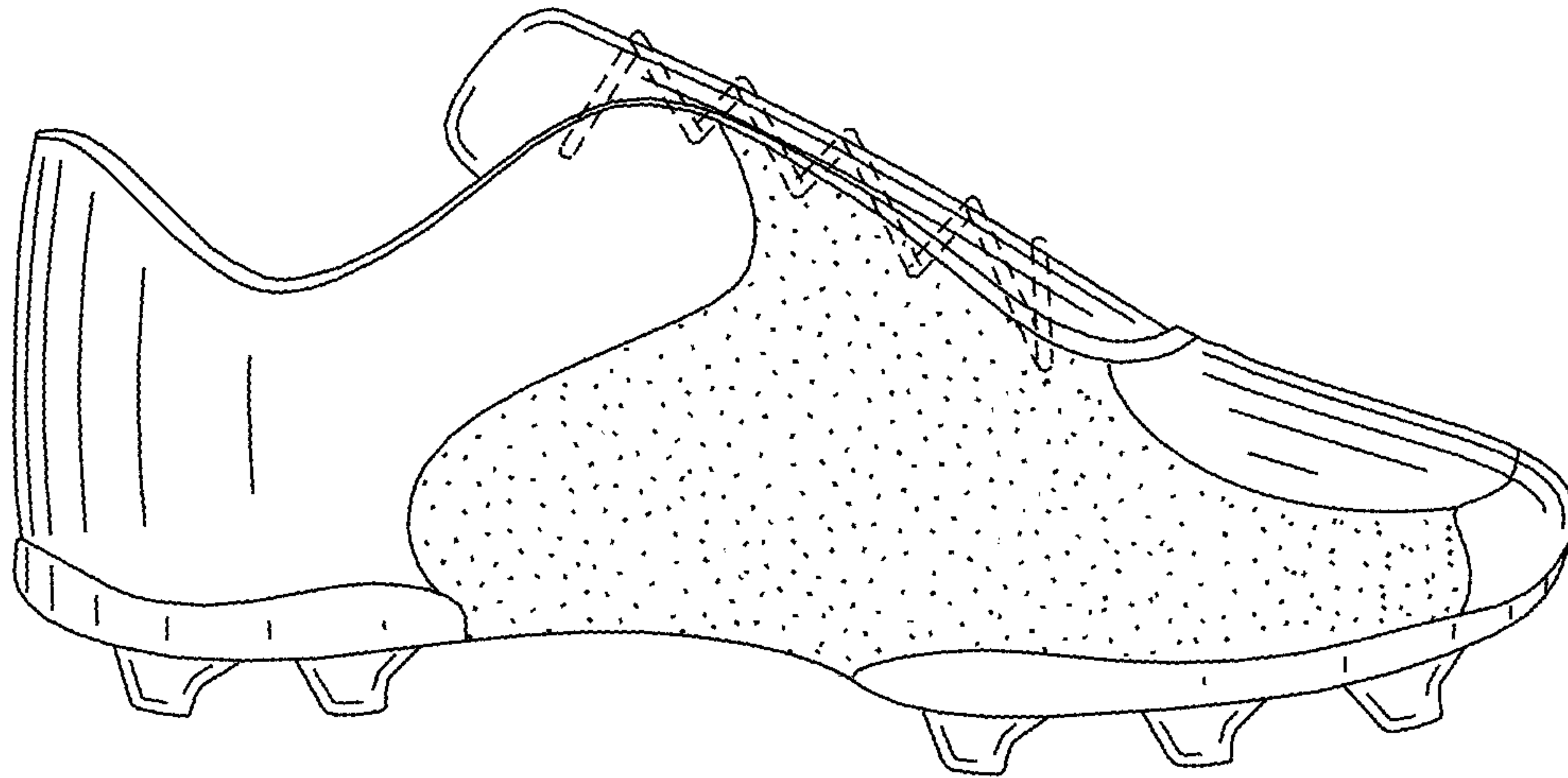


FIG. 6

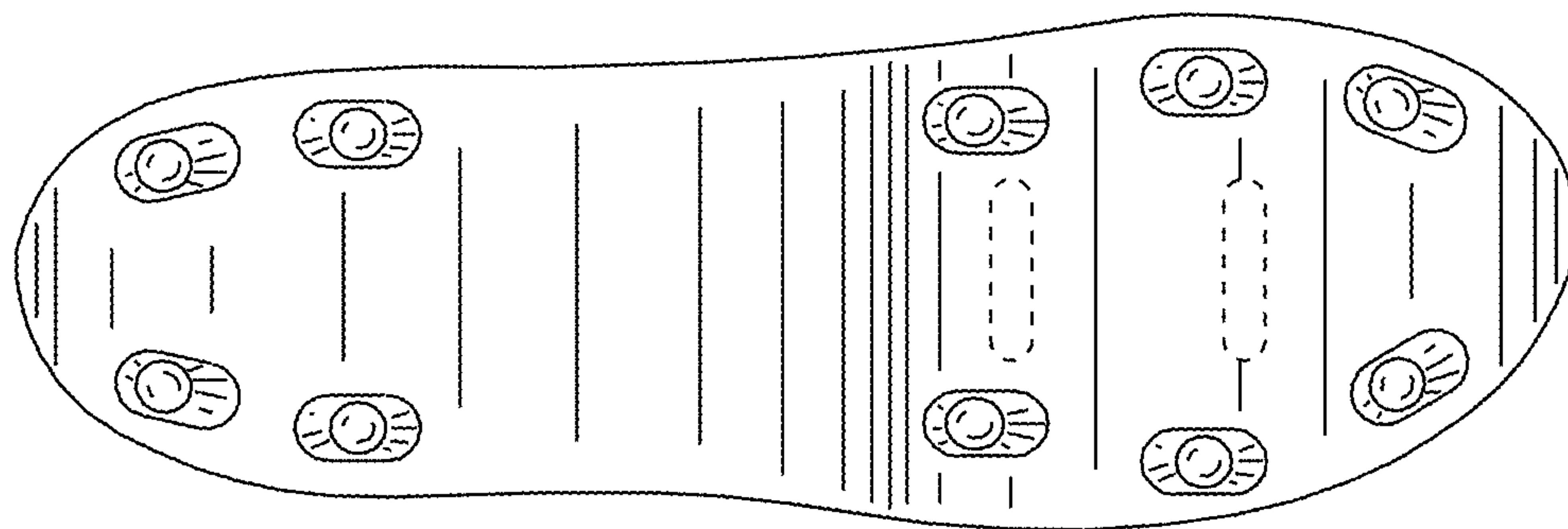


FIG. 7