

US00D765356S

(12) **United States Design Patent**
Malary, Jr.

(10) **Patent No.:** **US D765,356 S**
(45) **Date of Patent:** **** Sep. 6, 2016**

(54) **INVERTED PLEAT SLITS TO THE PANTS SEAM HEMLINE**

Primary Examiner — Charles Hanson
(74) *Attorney, Agent, or Firm* — Lando & Anastasi, LLP

(71) Applicant: **Jo e Malary, Jr.**, Plymouth, MA (US)

(72) Inventor: **Jo e Malary, Jr.**, Plymouth, MA (US)

(**) Term: **14 Years**

(21) Appl. No.: **29/509,449**

(22) Filed: **Nov. 18, 2014**

(51) **LOC (10) Cl.** **02-01**

(52) **U.S. Cl.**
USPC **D2/858**

(58) **Field of Classification Search**
USPC D2/858, 742, 743, 747-750, 753, 828
CPC A41D 1/06-1/12; D41D 1/14; D41D 1/16
See application file for complete search history.

(56) **References Cited**

U.S. PATENT DOCUMENTS

4,017,910 A *	4/1977	Bente	A41D 1/08 2/232
D461,944 S *	8/2002	Williams, Jr.	D2/858
D528,743 S *	9/2006	MacMillan	D2/742
D555,879 S *	11/2007	MacMillan	D2/742
D616,630 S *	6/2010	Christiansen	D2/742
D734,920 S *	7/2015	Korman	D2/742



* cited by examiner

(57) **CLAIM**
The ornamental design for the inverted pleat slits to the pants seam hemlines, as shown and described.

DESCRIPTION

FIG. 1 is a left-side elevational view of the inverted pleat slits to the pants seam hemline in accordance with my new design.
FIG. 2 is a left-side perspective view thereof.
FIG. 3 is a right-side elevational view thereof.
FIG. 4 is a right-side perspective view thereof.
FIG. 5 is a bottom plan view thereof, showing the inverted (reversed boxed-fold) pleats in a partially-open position.
FIG. 6 is another left-side elevational view, but with the inverted pleat in a more open position than in FIG. 4.
FIG. 7 is a left-side elevational view, but with the inverted pleat in a closed position; and,
FIG. 8 is a left-side elevational view, but with the material underlay within the pleat being of a color and/or material that contrasts with the color and/or material of the pants leg. The broken line showing is included for the purpose of illustrating environment and forms no part of the claimed design.

1 Claim, 4 Drawing Sheets



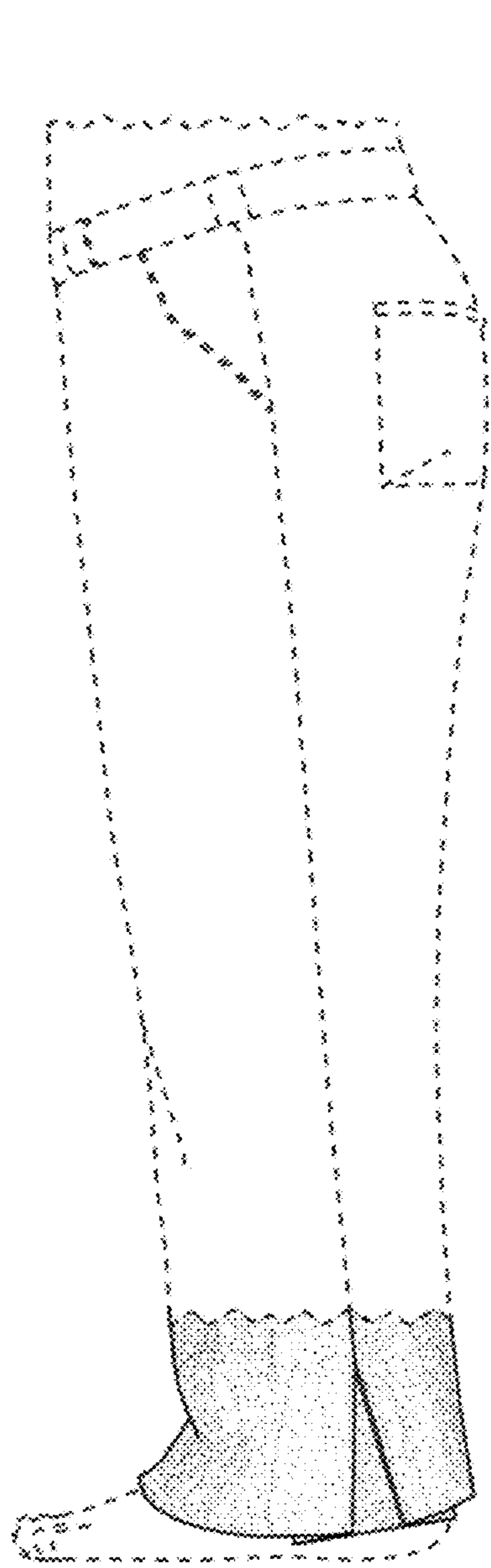


FIG. 1




FIG. 2




FIG. 3

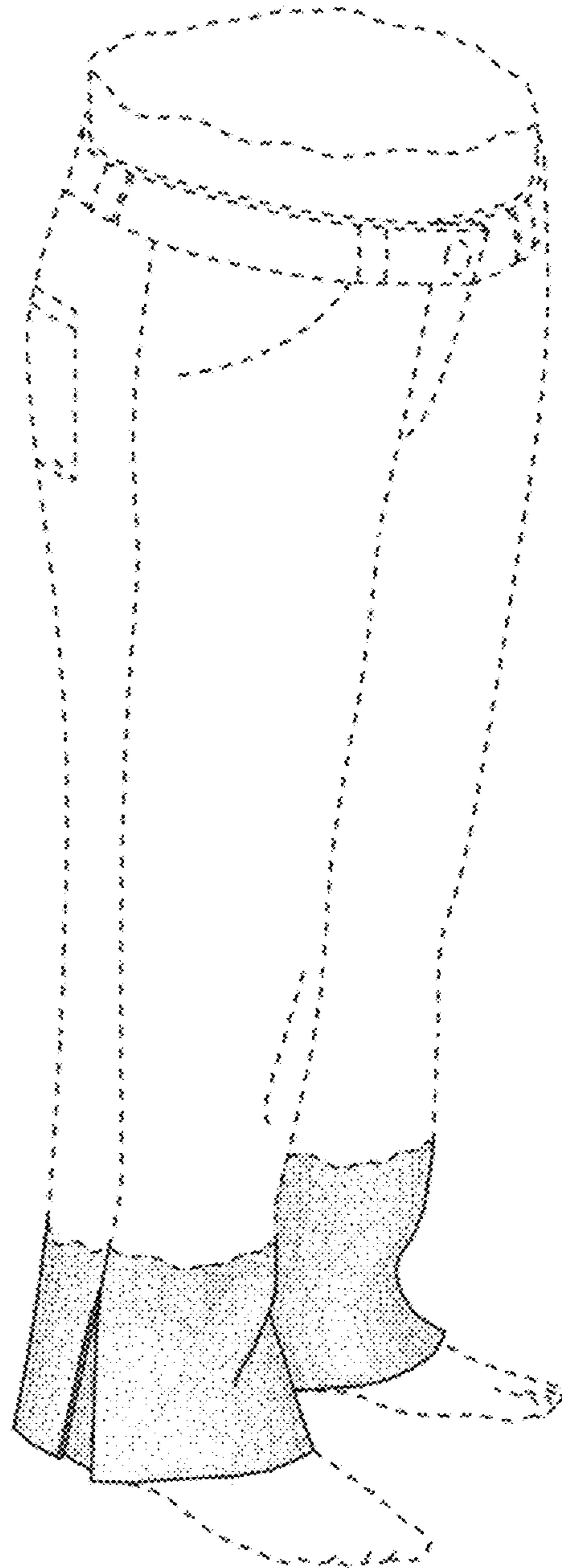


FIG. 4

FIG. 5

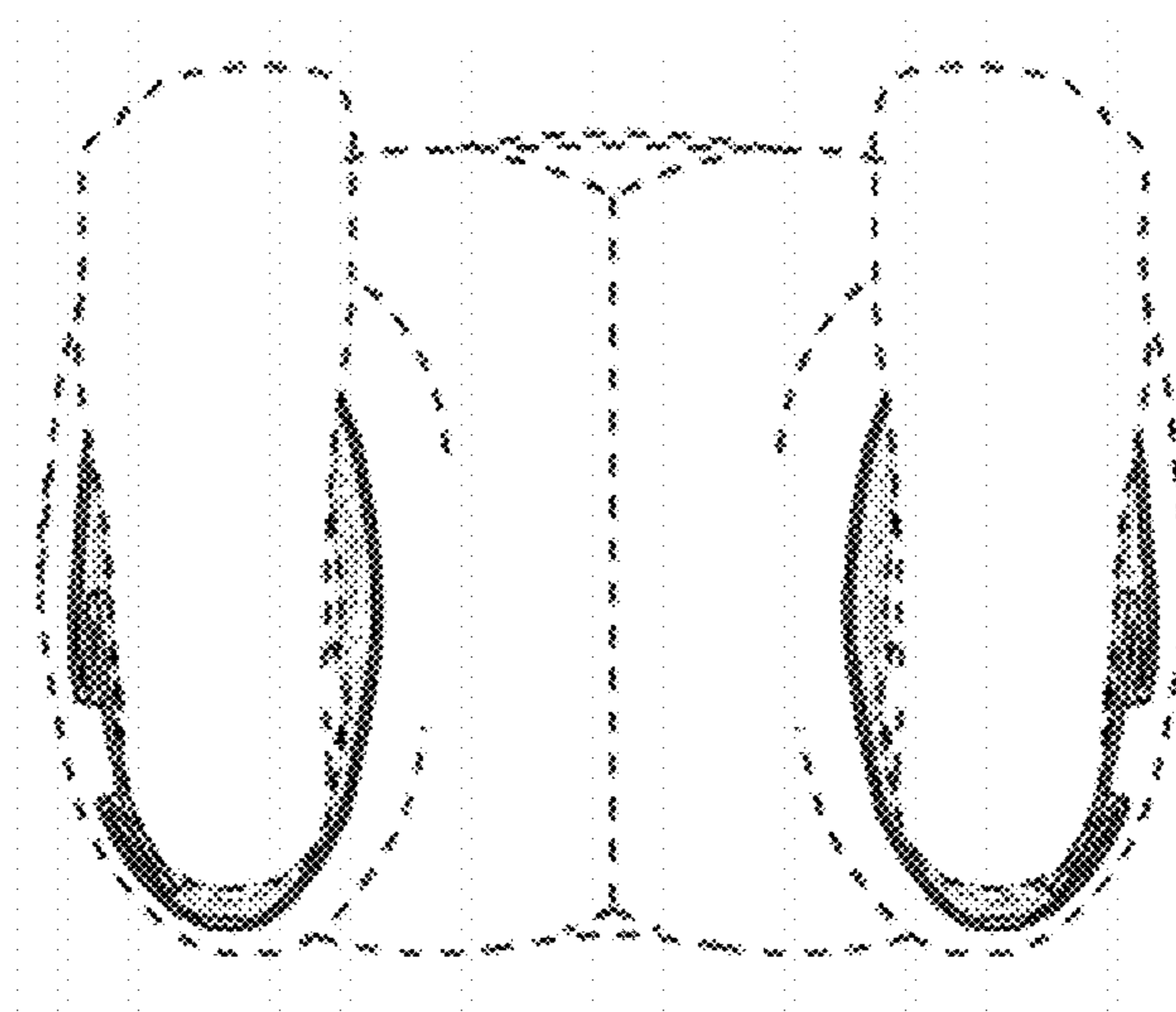



FIG. 6






FIG. 7




FIG. 8