



US00D765349S

(12) **United States Design Patent** (10) **Patent No.:** **US D765,349 S**
Hou (45) **Date of Patent:** **** Sep. 6, 2016**

(54) **TWO-PIECE CAPE GARMENT**
(71) Applicant: **Eve Hou**, Houston, TX (US)
(72) Inventor: **Eve Hou**, Houston, TX (US)
(**) Term: **14 Years**
(21) Appl. No.: **29/510,412**
(22) Filed: **Nov. 26, 2014**
(51) **LOC (10) Cl.** **02-02**
(52) **U.S. Cl.**
USPC **D2/826**
(58) **Field of Classification Search**
USPC D2/823, 826
CPC A41D 3/00; A41D 3/08
See application file for complete search history.

(56) **References Cited**
U.S. PATENT DOCUMENTS
2,808,591 A * 10/1957 Grant A41D 3/08
2/88
4,370,755 A * 2/1983 Crumby A41D 3/08
2/84
D314,078 S * 1/1991 Wiederhold D2/823
4,980,928 A * 1/1991 Ellis A41D 3/08
2/172
5,168,579 A * 12/1992 Marshall A41D 3/08
2/80
6,341,379 B1 * 1/2002 Kokus A41D 15/04
135/95
D507,693 S * 7/2005 Walton D2/825
D527,867 S * 9/2006 Chase D2/823
D590,649 S * 4/2009 Fackrell D6/611

7,996,918 B2 * 8/2011 Bish A45D 44/08
2/50
D683,932 S * 6/2013 Zitscher D2/823
D686,802 S * 7/2013 Washington D2/861
* cited by examiner
Primary Examiner — Charles Hanson
(74) *Attorney, Agent, or Firm* — James L. Jackson

(57) **CLAIM**
The ornamental design for two-piece cape garment, as shown and described.

DESCRIPTION
FIG. 1 is an isometric illustration showing the rear, upper and right side portions of the two-piece cape garment of my new ornamental design, as being worn;
FIG. 2 is a top view showing the two-piece cape garment of my new ornamental design;
FIG. 3 is a bottom view of the two-piece cape garment of my new ornamental design;
FIG. 4 is a front elevation view showing the two-piece cape garment of my new ornamental design, the rear elevation view being a mirror image of the front elevation view shown in FIG. 4; and,
FIG. 5 is a right side elevation view of the two-piece cape garment of my new ornamental design as shown in FIG. 2, the left side elevation view being a mirror image thereof.
The broken line showing of the dress form in FIG. 1 is included for the purpose of illustrating environment and forms no part of the claimed design.

1 Claim, 3 Drawing Sheets

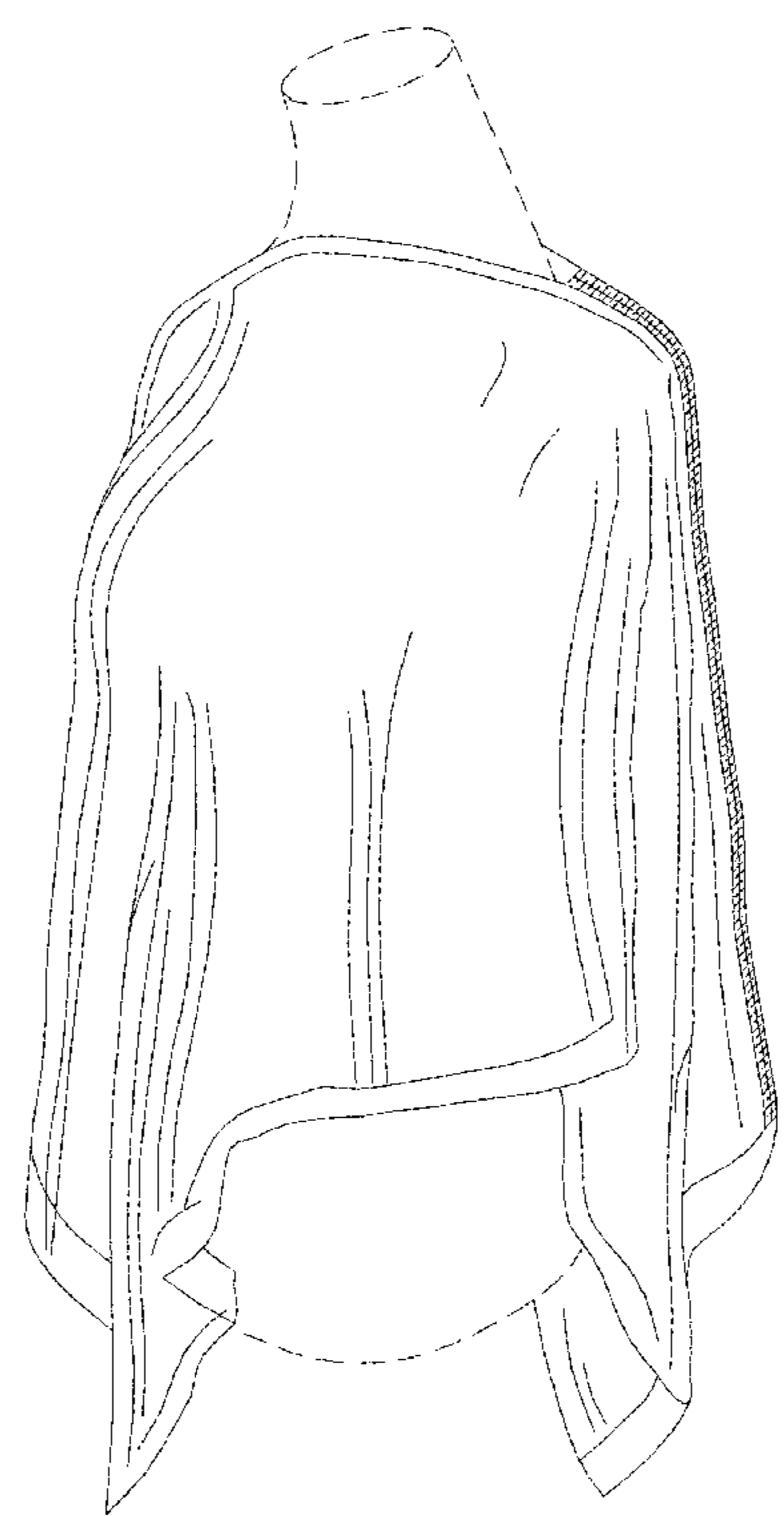




FIG. 1

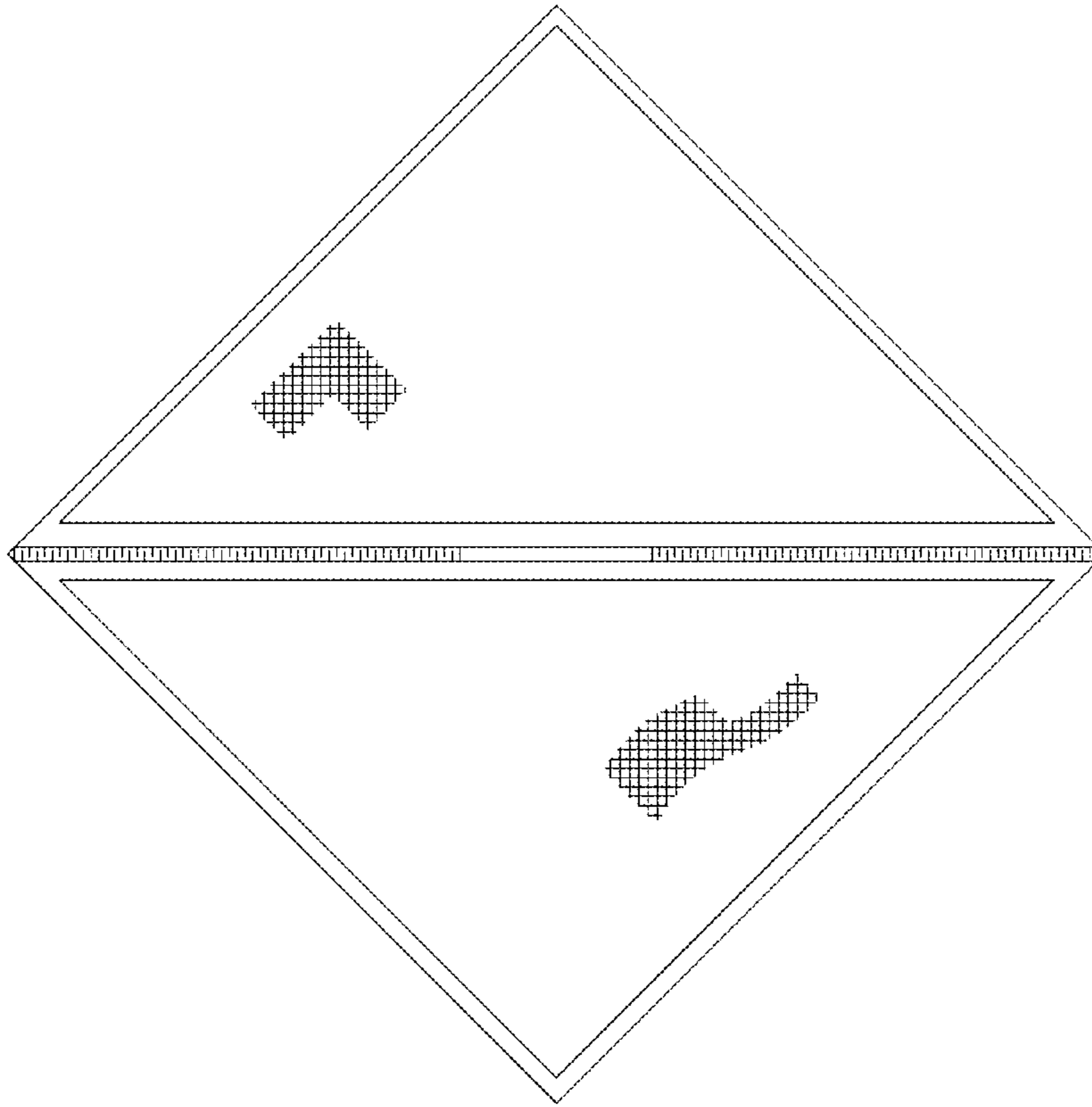


FIG. 2

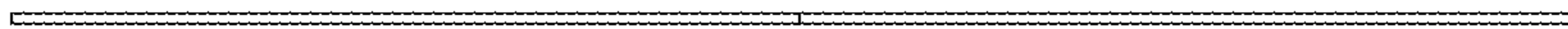


FIG. 4



FIG. 5

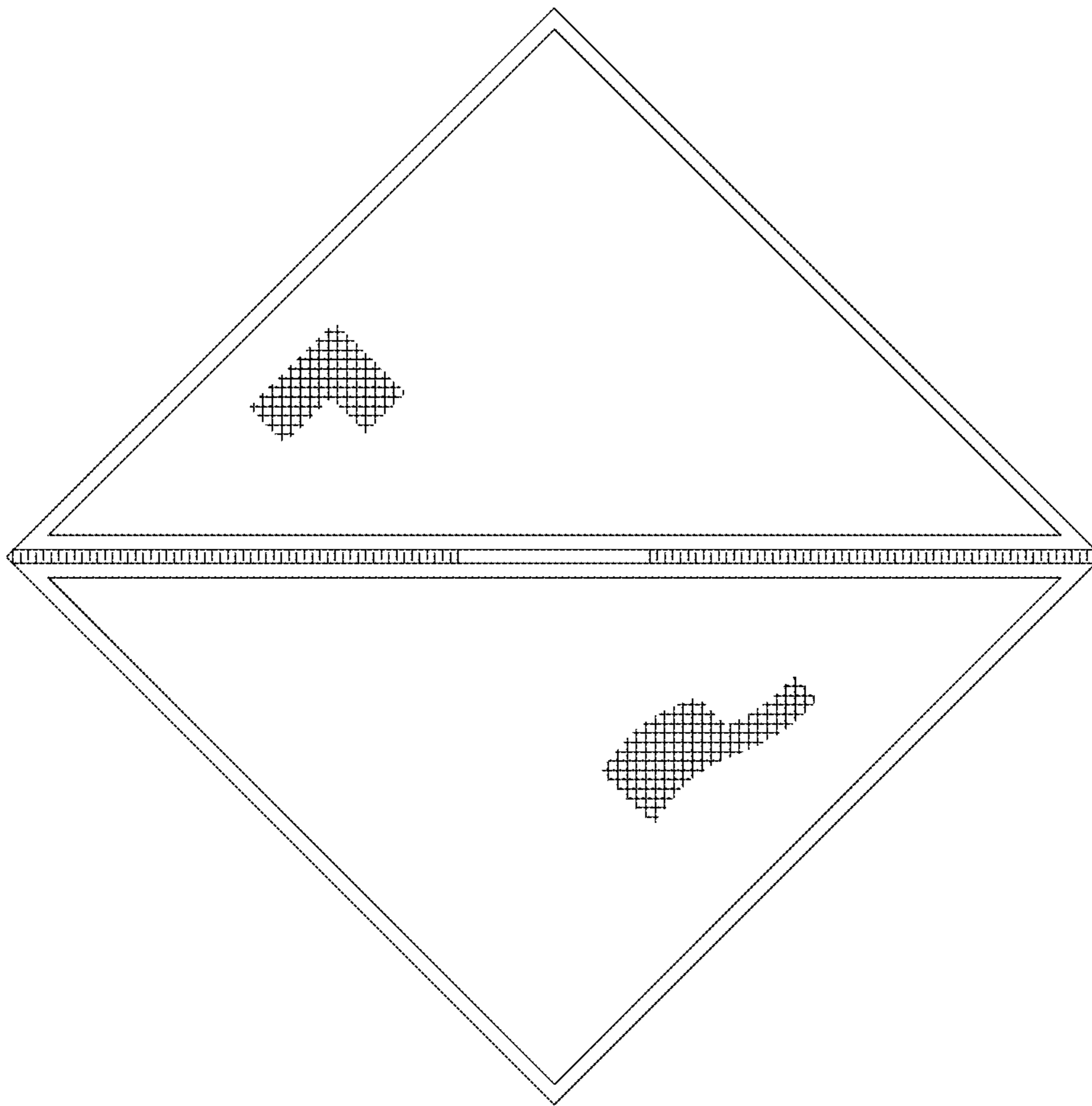


FIG. 3