



US00D765339S

(12) **United States Design Patent** (10) **Patent No.:** **US D765,339 S**  
**Decker** (45) **Date of Patent:** **\*\* Aug. 30, 2016**

(54) **BASE MEMBER OF A PORTABLE LIFT SYSTEM**  
(71) Applicant: **Actuant Corporation**, Menomonee Falls, WI (US)  
(72) Inventor: **Arnold Decker**, Aurora, IL (US)  
(73) Assignee: **Actuant Corporation**, Menomonee Falls, WI (US)  
(\*\*) Term: **14 Years**  
(21) Appl. No.: **29/502,564**  
(22) Filed: **Sep. 17, 2014**  
(51) **LOC (10) Cl.** ..... **12-05**  
(52) **U.S. Cl.**  
USPC ..... **D34/35**  
(58) **Field of Classification Search**  
USPC ..... D34/28-37; 254/93 R, 93 H, 13.3, 124, 254/DIG. 4, 423, 89 H, 2 R, 84, DIG. 1, 1, 254/134; 91/55, 471; D7/323, 354-361, D7/392.1, 393, 396.1, 412, 505, 540  
CPC ..... B66F 3/42; B66F 3/26; B66F 3/24; B66F 9/22; B66F 3/30; B66F 3/46; F15B 15/26  
See application file for complete search history.

5,524,868 A \* 6/1996 Decker ..... B66F 3/42 254/93 H  
5,681,029 A 10/1997 Reesor et al.  
D468,965 S \* 1/2003 Fino ..... D7/505  
D483,222 S \* 12/2003 Willis ..... D7/392.1  
(Continued)

**FOREIGN PATENT DOCUMENTS**

CN 2488681 5/2002  
CN 101464124 6/2009  
(Continued)

**OTHER PUBLICATIONS**

Enerpac, Synchronous Lift Systems, 03-0399708-484\_US, 2008, 8 pages.  
(Continued)

*Primary Examiner* — Cynthia Ramirez  
*Assistant Examiner* — Gino Colan  
(74) *Attorney, Agent, or Firm* — Michael Best & Friedrich LLP

(57) **CLAIM**  
The ornamental design for a base member of a portable lift system, as shown and described.

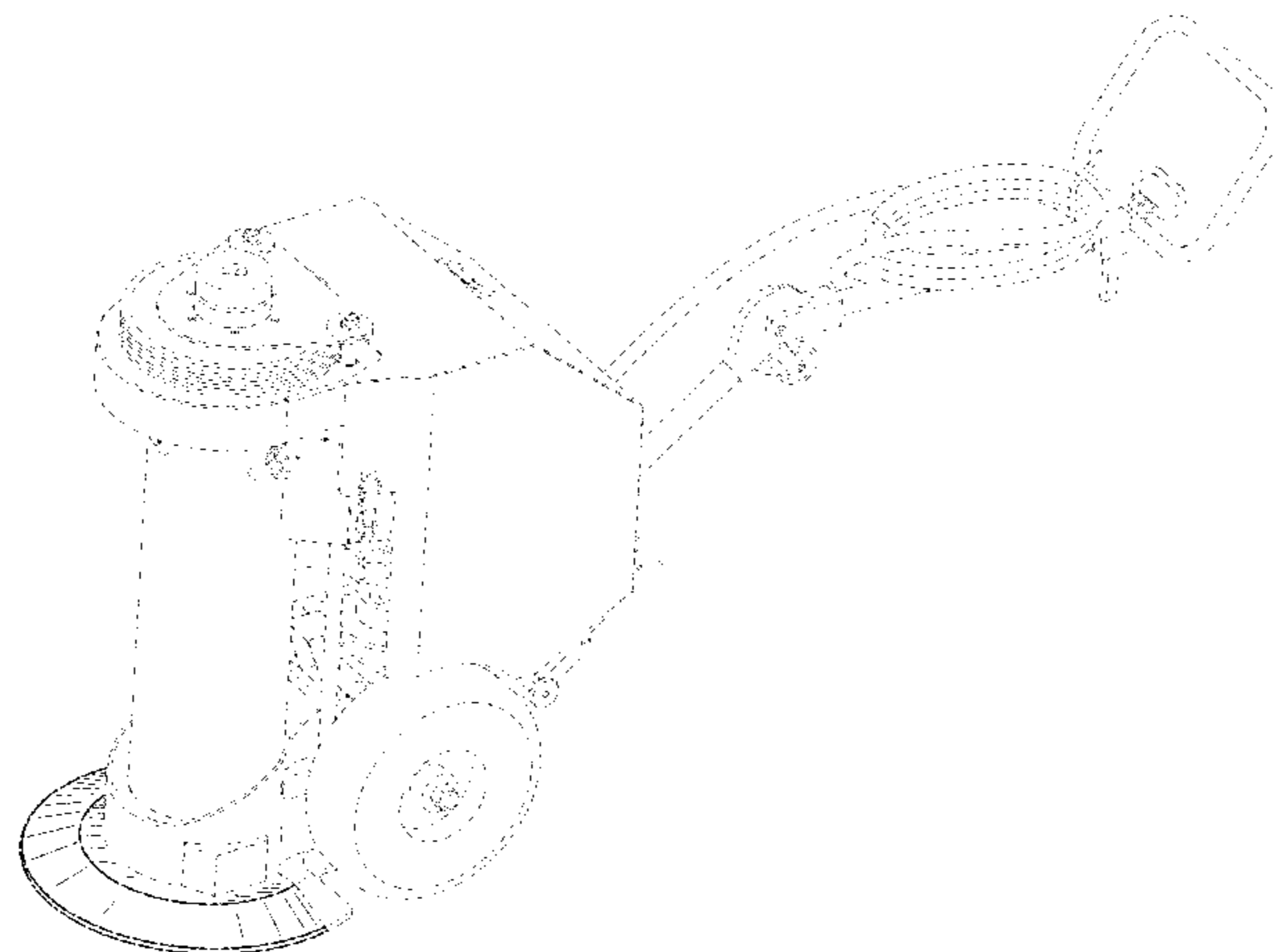
(56) **References Cited**  
U.S. PATENT DOCUMENTS

1,709,000 A \* 4/1929 Bolens ..... B66F 3/42 254/93 H  
2,412,414 A \* 12/1946 Mueller ..... B66F 3/42 254/93 H  
3,309,062 A 3/1967 Jansz  
D225,431 S \* 12/1972 Gulota ..... 220/23.83  
4,359,206 A 11/1982 McCreery  
D287,207 S \* 12/1986 Daenen ..... D7/392.1  
4,865,293 A 9/1989 Ishi et al.  
4,886,244 A \* 12/1989 Renault ..... B66F 3/42 254/93 H  
5,048,794 A \* 9/1991 Mamessier ..... B66F 3/42 254/93 H

**DESCRIPTION**

FIG. 1 is a perspective view of a base member of a portable lift system showing my new design;  
FIG. 2 is a left elevational view thereof;  
FIG. 3 is a right elevational view thereof;  
FIG. 4 is a front elevational view thereof;  
FIG. 5 is a back elevational view thereof; and,  
FIG. 6 is a top plan view thereof.  
The broken line showing in the figures is for the purpose of illustrating environment and forms no part of the claimed design.

**1 Claim, 5 Drawing Sheets**



(56)

References Cited

U.S. PATENT DOCUMENTS

D538,583 S \* 3/2007 Schuler ..... D7/354  
D574,661 S \* 8/2008 Logan ..... D7/354  
D689,731 S \* 9/2013 Dorion ..... D7/354  
D711,191 S \* 8/2014 Lee ..... D7/388  
2002/0079481 A1\* 6/2002 Oxtoby ..... B66F 3/26  
254/93 H  
2008/0173013 A1\* 7/2008 Hernandez ..... B66F 3/24  
60/371  
2013/0269511 A1 10/2013 Lemke et al.

FOREIGN PATENT DOCUMENTS

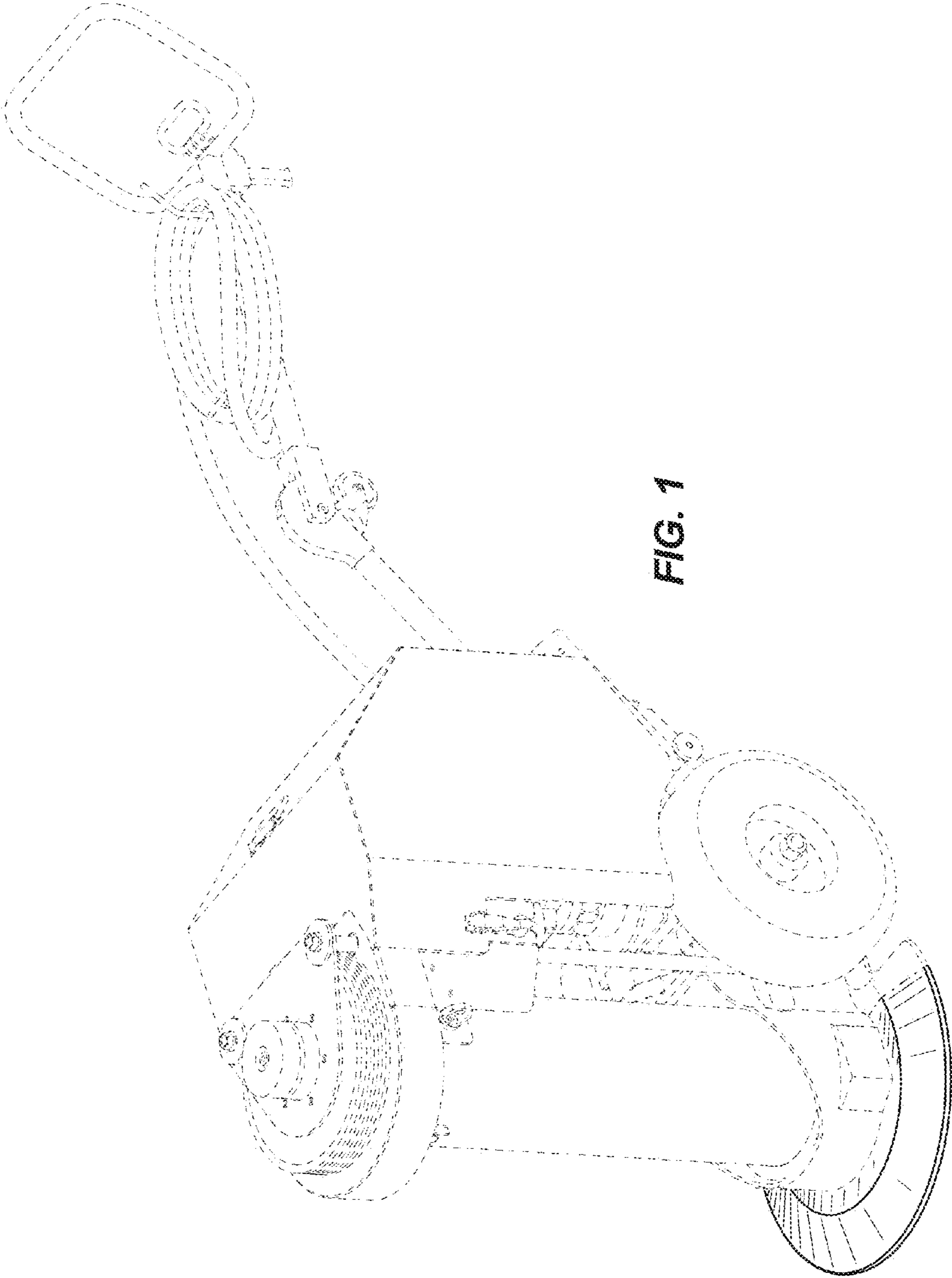
FR 2857000 1/2005  
JP S50-84969 7/1975

JP 3003896 1/1991  
JP H05-37891 5/1993  
JP 3590662 11/2004  
WO 2012/088019 6/2012

OTHER PUBLICATIONS

PCT International Search Report and Written Opinion for Application No. PCT/US2011/065994 dated Mar. 30, 2012 (13 pages).  
First Office Action from the Australian Intellectual Property Office for Application No. 2011349408 dated Oct. 15, 2015 (3 pages).  
PCT/US20151043873 International Search Report and Written Opinion dated Jan. 14, 2016 (19 pages).

\* cited by examiner



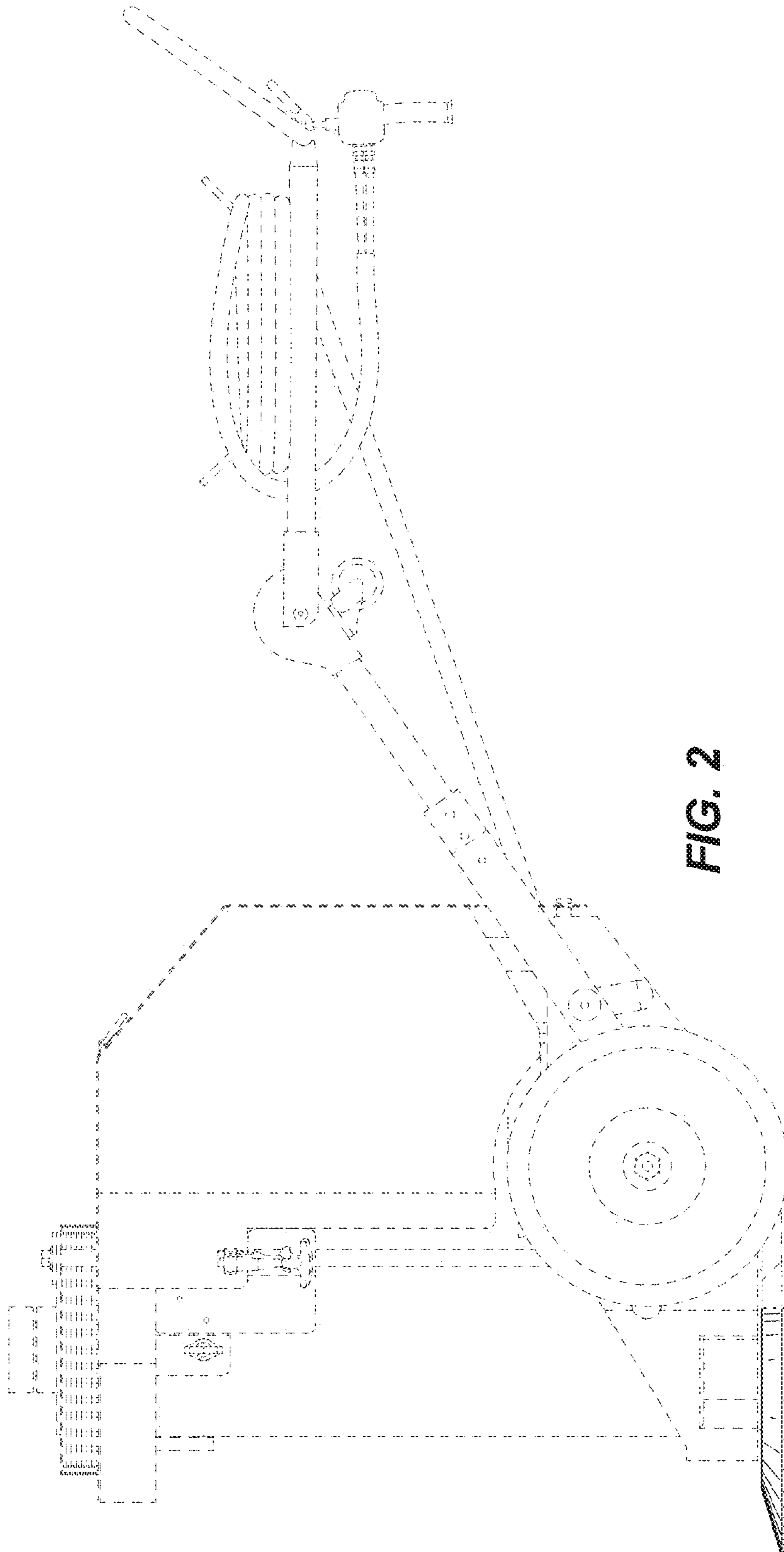


FIG. 2

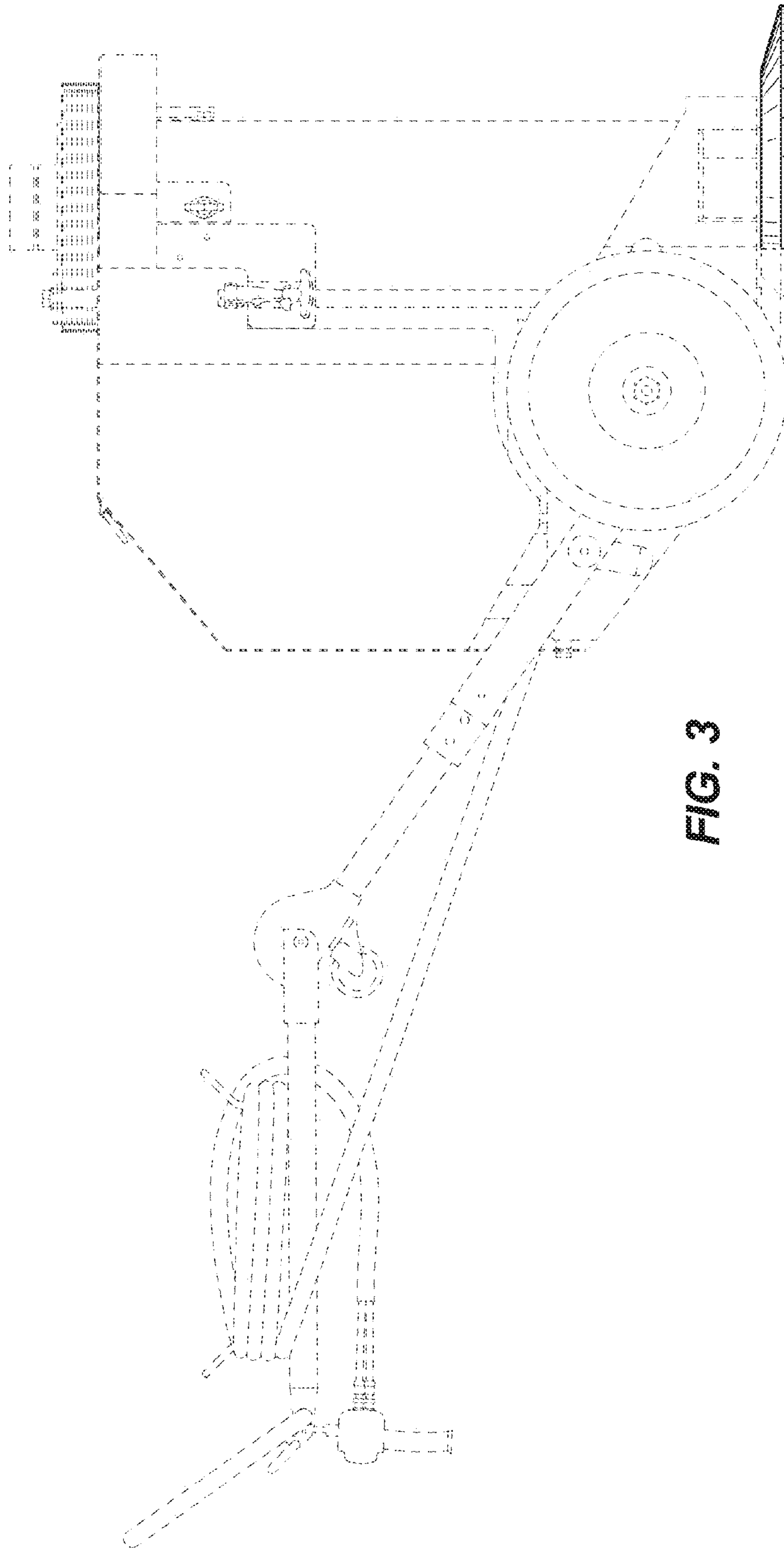
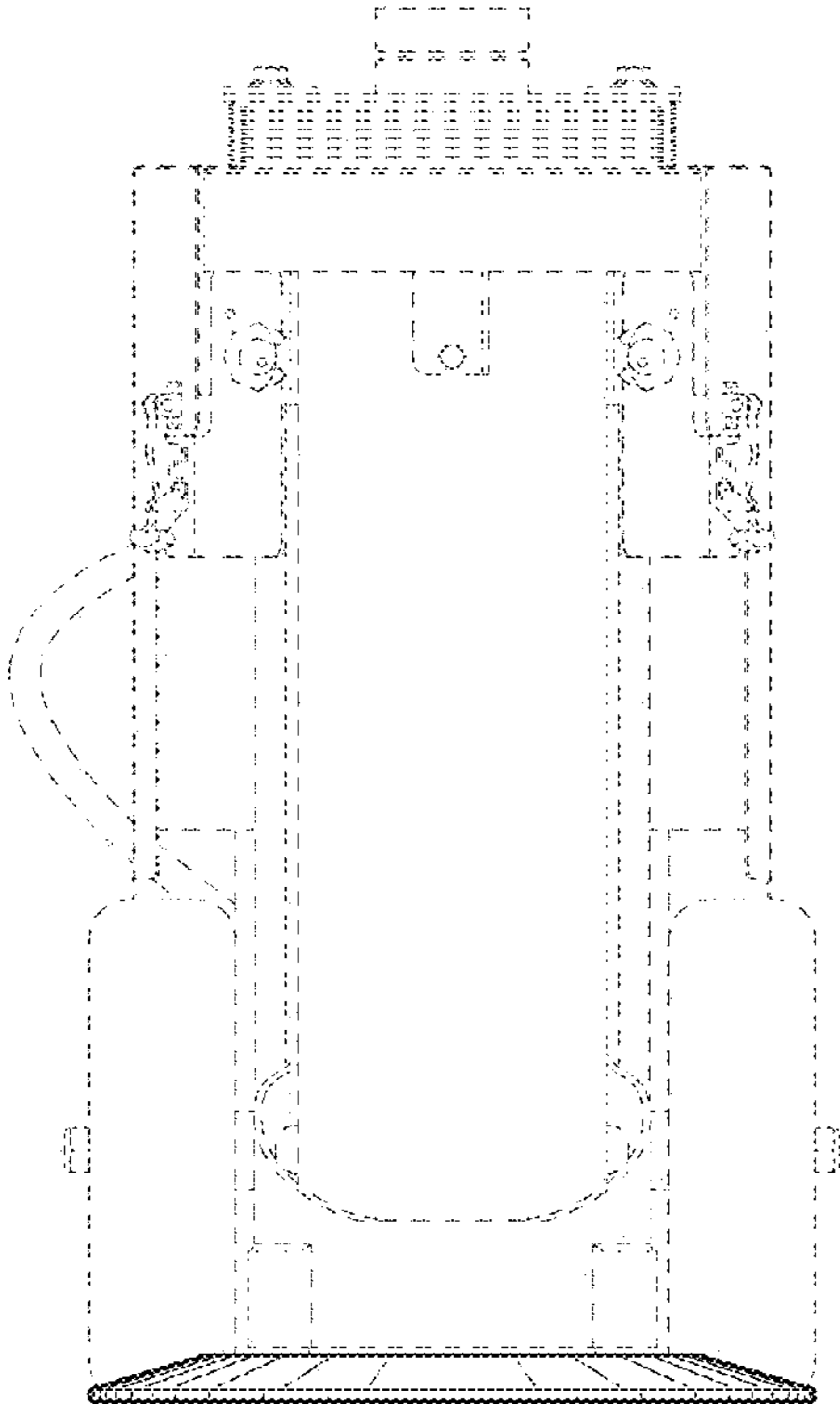
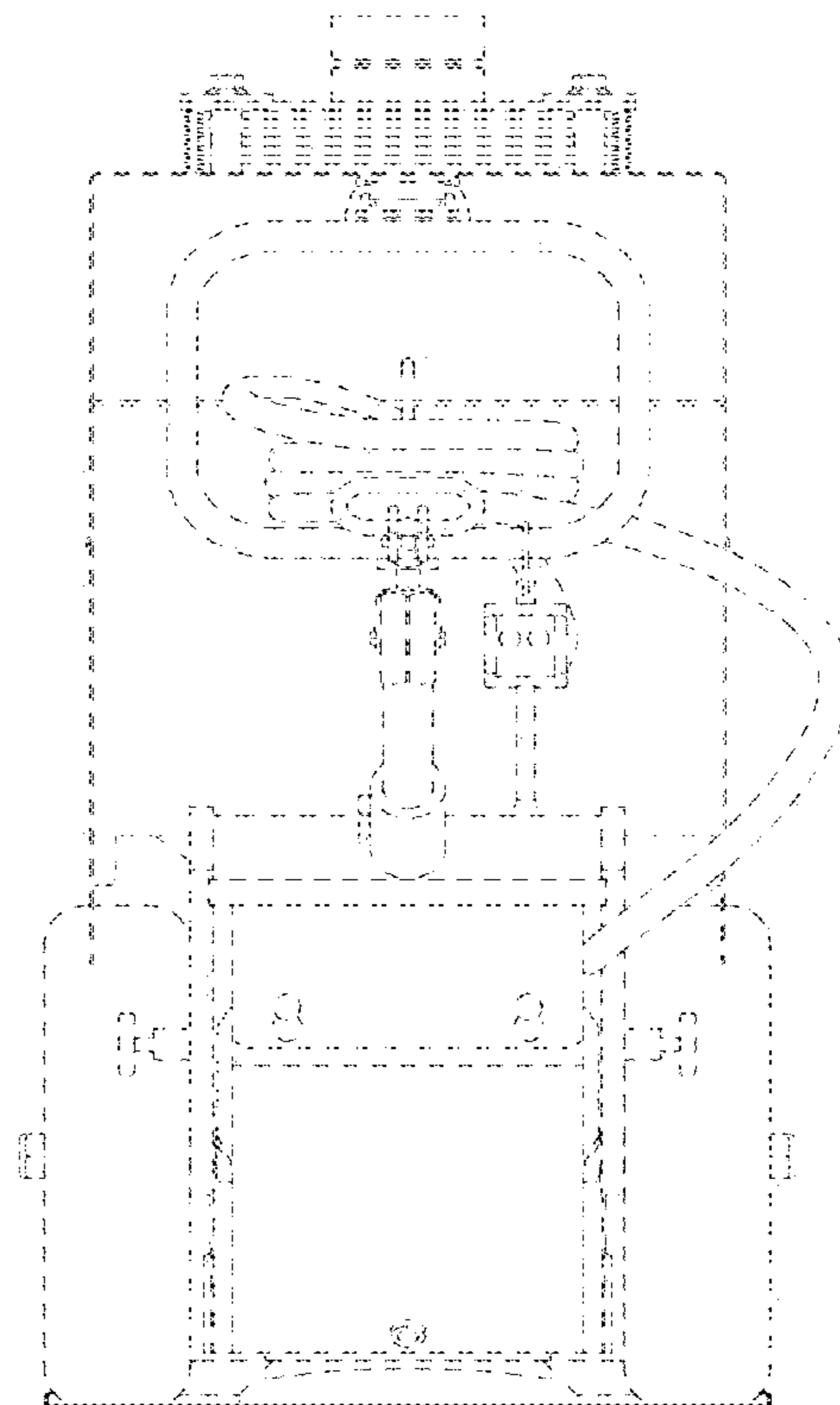


FIG. 3



**FIG. 4**



**FIG. 5**

