



US00D765304S

(12) **United States Design Patent**
Laviani

(10) **Patent No.:** **US D765,304 S**

(45) **Date of Patent:** **** Aug. 30, 2016**

- (54) **LAMP**
- (71) Applicant: **Kartell S.p.A.**, Milan (IT)
- (72) Inventor: **Ferruccio Laviani**, Milan (IT)
- (73) Assignee: **Kartell S.p.A.**, Milan (IT)
- (**) Term: **14 Years**
- (21) Appl. No.: **29/504,388**
- (22) Filed: **Oct. 6, 2014**
- (51) **LOC (10) Cl.** **26-03**
- (52) **U.S. Cl.**
USPC **D26/110**
- (58) **Field of Classification Search**
USPC D26/24, 93, 95, 104, 106, 110
CPC F21S 6/00; F21S 6/002; F21S 6/004;
F21S 6/008; F21S 8/08; F21V 21/00; F21V
21/02; F21W 2131/30
See application file for complete search history.

- D385,055 S * 10/1997 Hutton D26/110
- D471,310 S * 3/2003 Stokes D26/110
- D536,477 S * 2/2007 Yuan D26/110
- D659,889 S * 5/2012 Sabernig D26/93

* cited by examiner

Primary Examiner — Brian N Vinson

(74) *Attorney, Agent, or Firm* — Thomas | Horstemeyer, LLP

(57) **CLAIM**

The ornamental design for a lamp, as shown and described.

DESCRIPTION

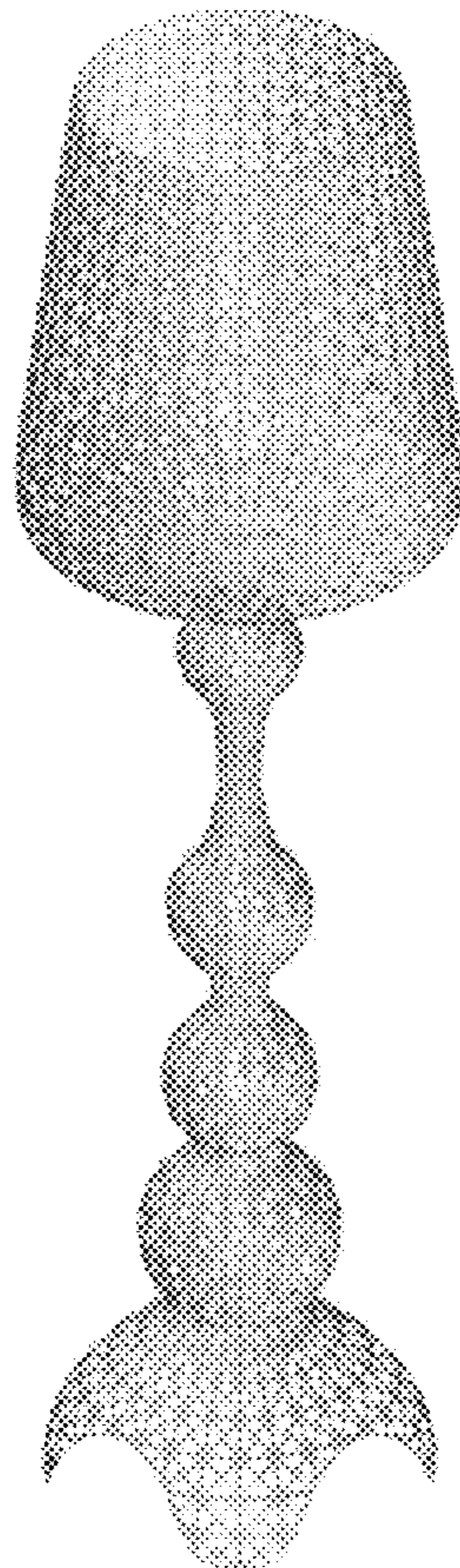
FIG. 1 is a top perspective view of my new lamp;
 FIG. 2 is a bottom perspective view of my new lamp of FIG. 1;
 FIG. 3 is a side elevational view of my new lamp of FIG. 1;
 FIG. 4 is another side elevational view of my new lamp from a side opposite that of FIG. 3;
 FIG. 5 is a front elevational view of my new lamp of FIG. 1;
 FIG. 6 is a rear elevational view of my new lamp, opposite that of FIG. 5;
 FIG. 7 is a top view of my new lamp of FIG. 1; and,
 FIG. 8 is a bottom view of my new lamp of FIG. 1.

1 Claim, 7 Drawing Sheets

(56) **References Cited**

U.S. PATENT DOCUMENTS

- D367,336 S * 2/1996 Hung D26/106
- D382,364 S * 8/1997 Hutton D26/103






FIG. 1

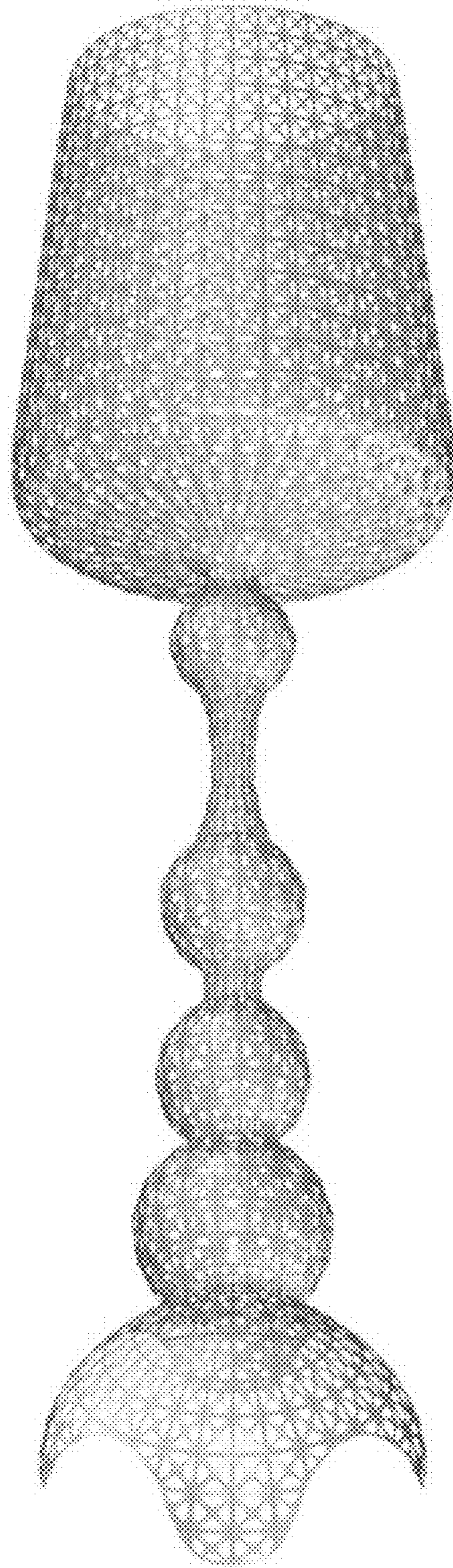


FIG. 2

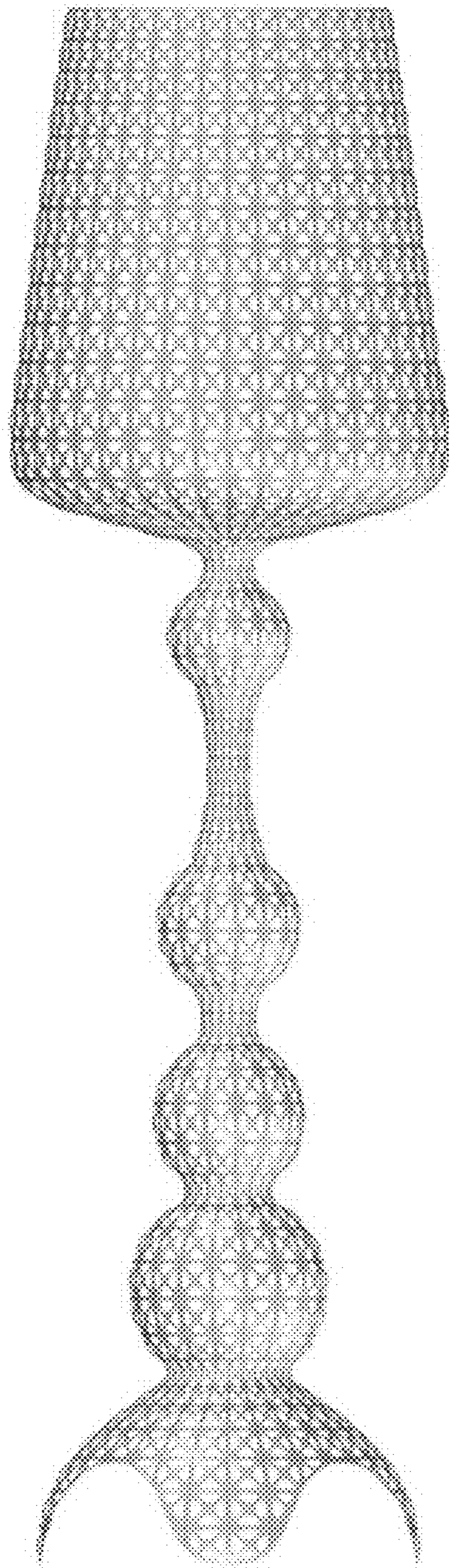


FIG. 3

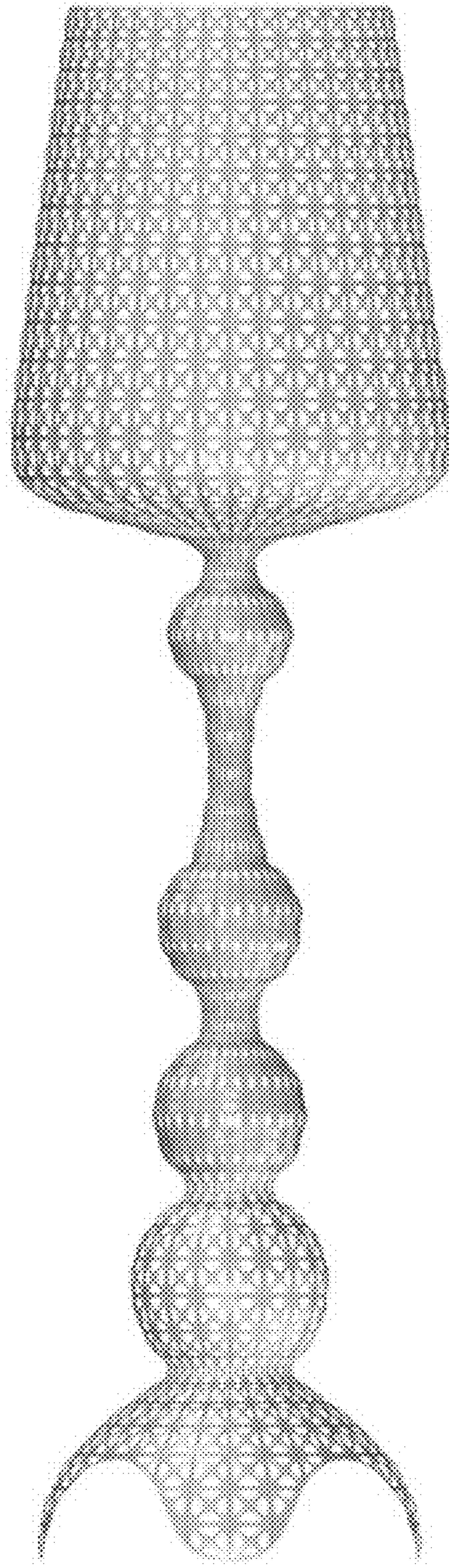


FIG. 4

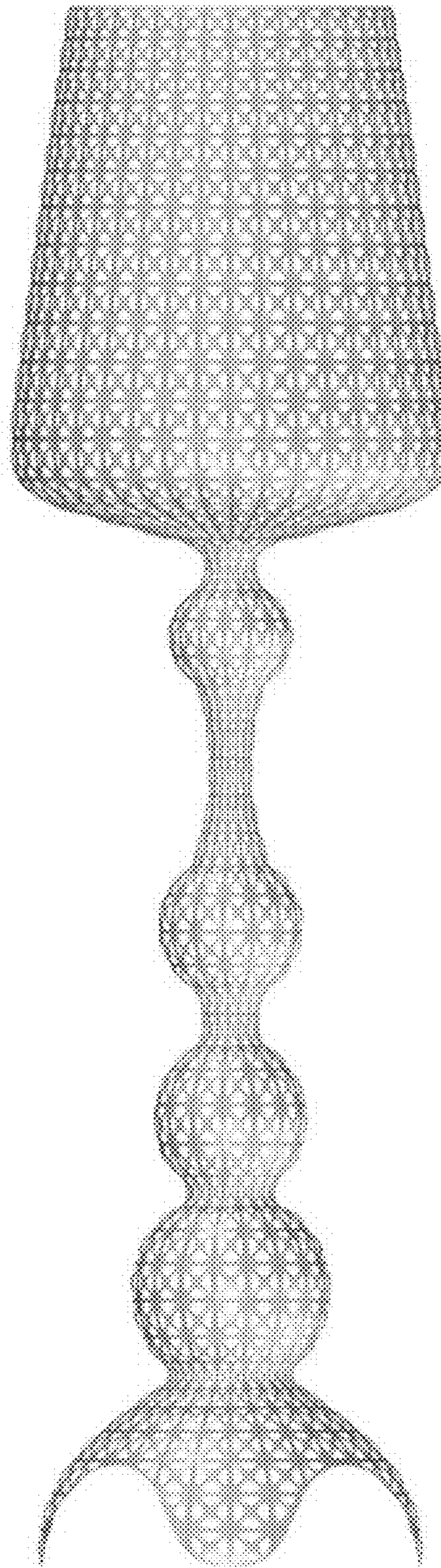


FIG. 5

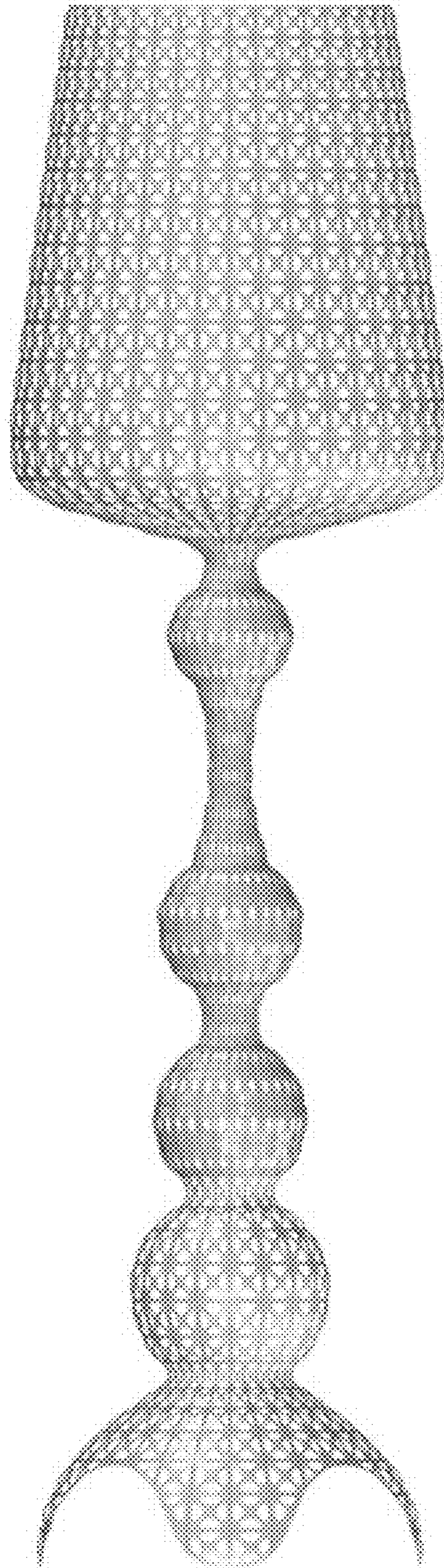


FIG. 6

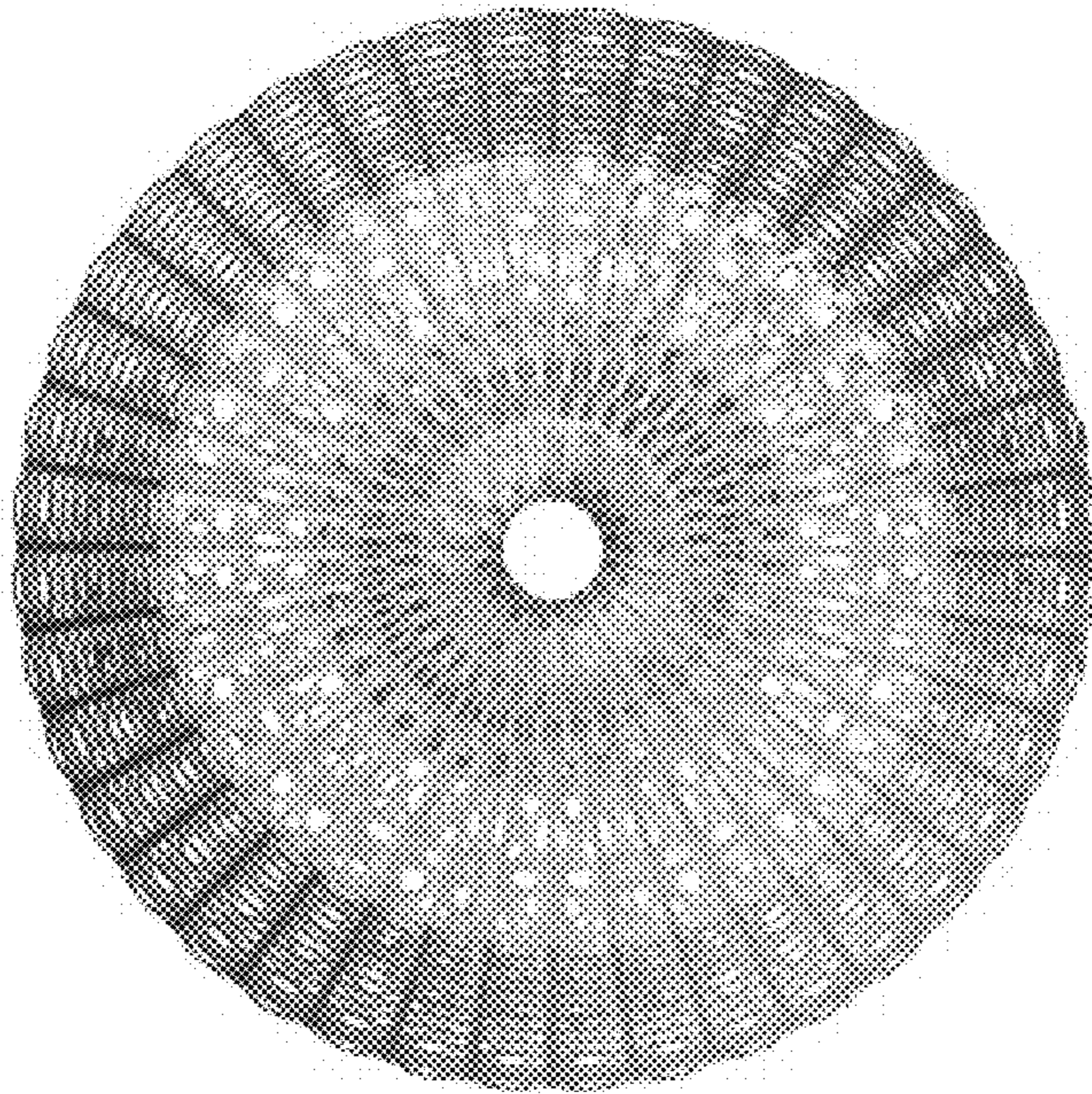


FIG. 7




FIG. 8