

US00D765303S

(12) **United States Design Patent**
Rashid

(10) **Patent No.:** **US D765,303 S**

(45) **Date of Patent:** **** Aug. 30, 2016**

(54) **FLOOR LAMP**

(71) Applicant: **Artemide S.p.A.**, Milan (IT)

(72) Inventor: **Karim Rashid**, New York, NY (US)

(73) Assignee: **ARTEMIDE S.P.A.**, Milan (IT)

(**) Term: **14 Years**

(21) Appl. No.: **29/504,578**

(22) Filed: **Oct. 7, 2014**

(30) **Foreign Application Priority Data**

Apr. 7, 2014 (EM) 002441618-0016

(51) **LOC (10) Cl.** **26-03**

(52) **U.S. Cl.**
USPC **D26/106**

(58) **Field of Classification Search**
USPC D26/24, 93, 102, 104, 106, 107
CPC F21S 6/00; F21S 6/002; F21S 8/036;
F21S 8/08; F21V 21/00; F21V 21/02; F21V
21/06; F21V 21/116; F21W 2131/30
See application file for complete search history.

(56) **References Cited**

U.S. PATENT DOCUMENTS

D464,762 S * 10/2002 De Lucchi D26/106
D620,170 S * 7/2010 Schwartz D26/107

D630,793 S * 1/2011 Karim D26/93
D674,532 S * 1/2013 Starck D26/93
D676,998 S * 2/2013 Stephanchick D26/93
D725,812 S * 3/2015 Cho D26/106

* cited by examiner

Primary Examiner — Brian N Vinson

(74) *Attorney, Agent, or Firm* — FisherBroyles, LLP;
Robert Kinberg

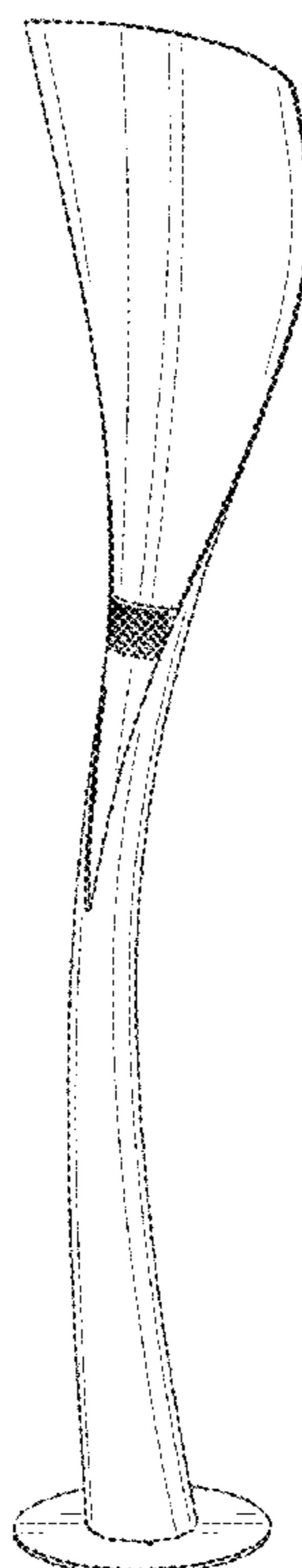
(57) **CLAIM**

I claim the ornamental design for a floor lamp, as shown and described.

DESCRIPTION

FIG. 1 is a perspective view of a floor lamp, according to an embodiment of the invention;
FIG. 2 is a front view of a floor lamp, according to FIG. 1;
FIG. 3 is a rear view of a floor lamp, according to FIG. 1;
FIG. 4 is a right side view of a floor lamp, according to FIG. 1;
FIG. 5 is a left side view of a floor lamp, according to FIG. 1;
FIG. 6 is a top view of a floor lamp, according to FIG. 1; and,
FIG. 7 is a bottom view of a floor lamp, according to FIG. 1.

1 Claim, 7 Drawing Sheets



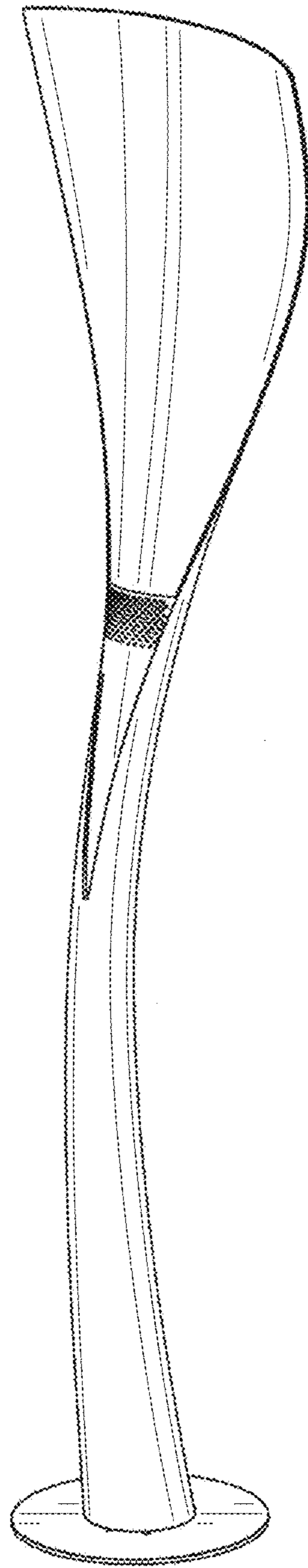


FIG. 1

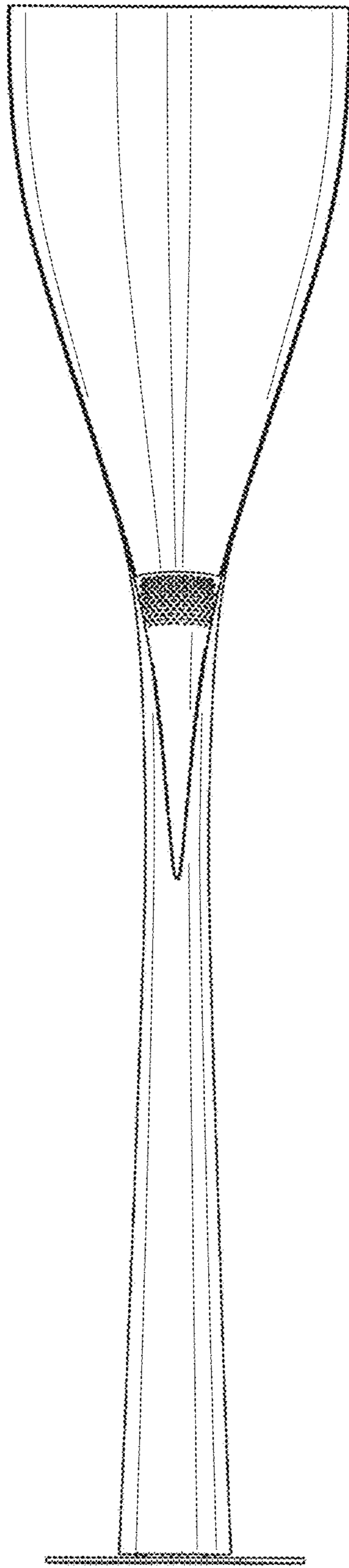


FIG. 2

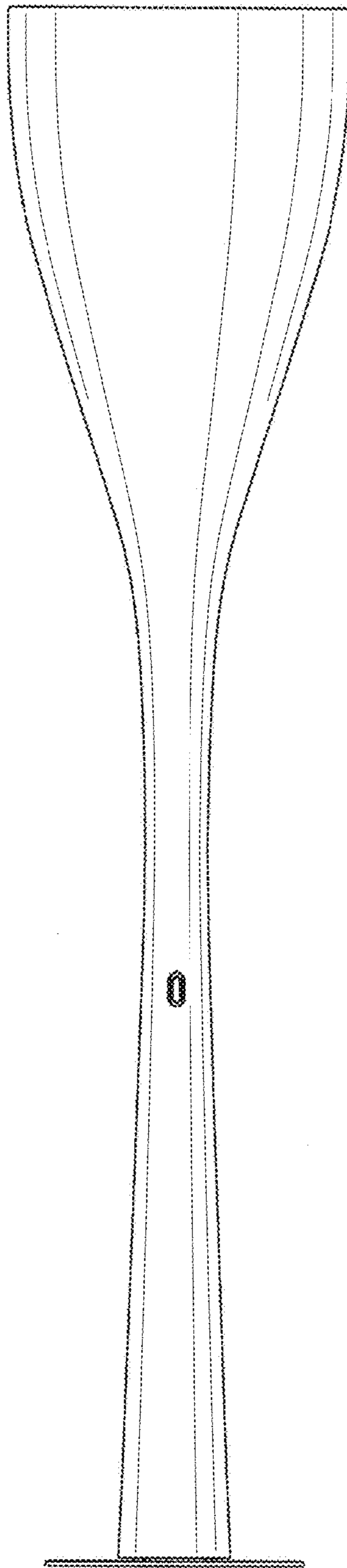


FIG. 3

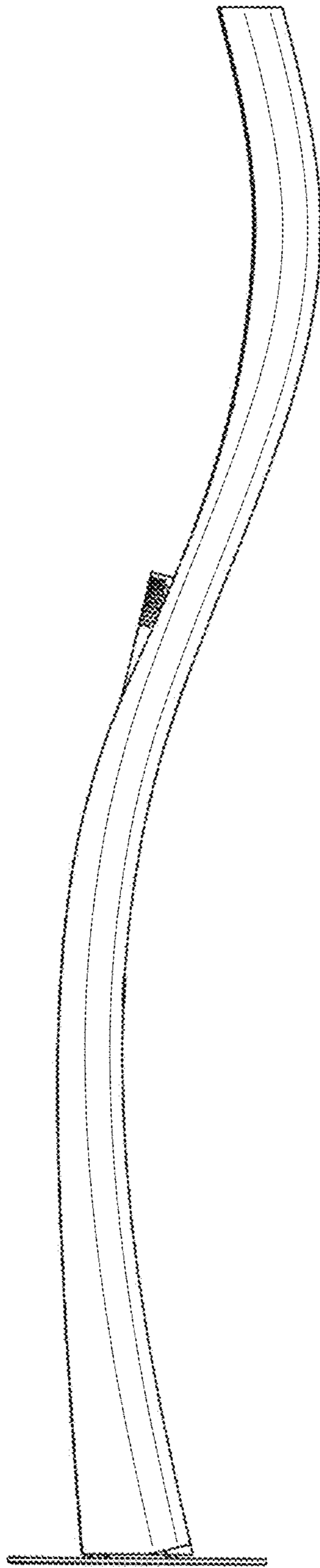


FIG. 4

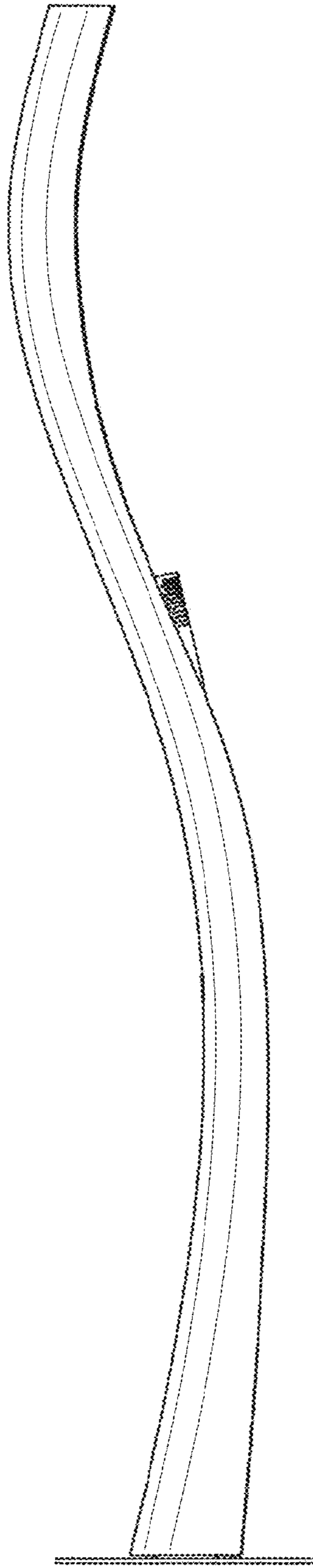


FIG. 5

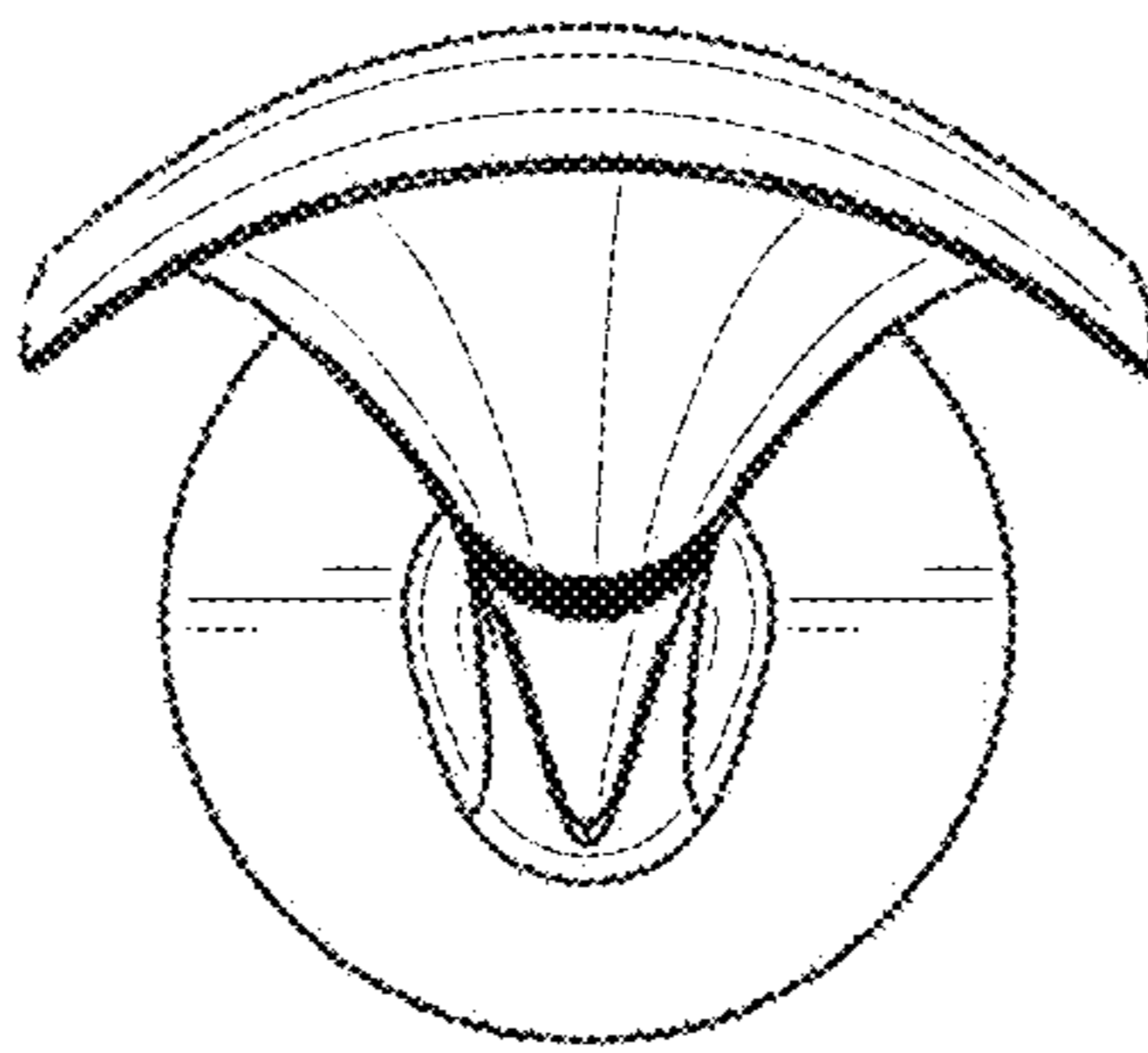


FIG. 6

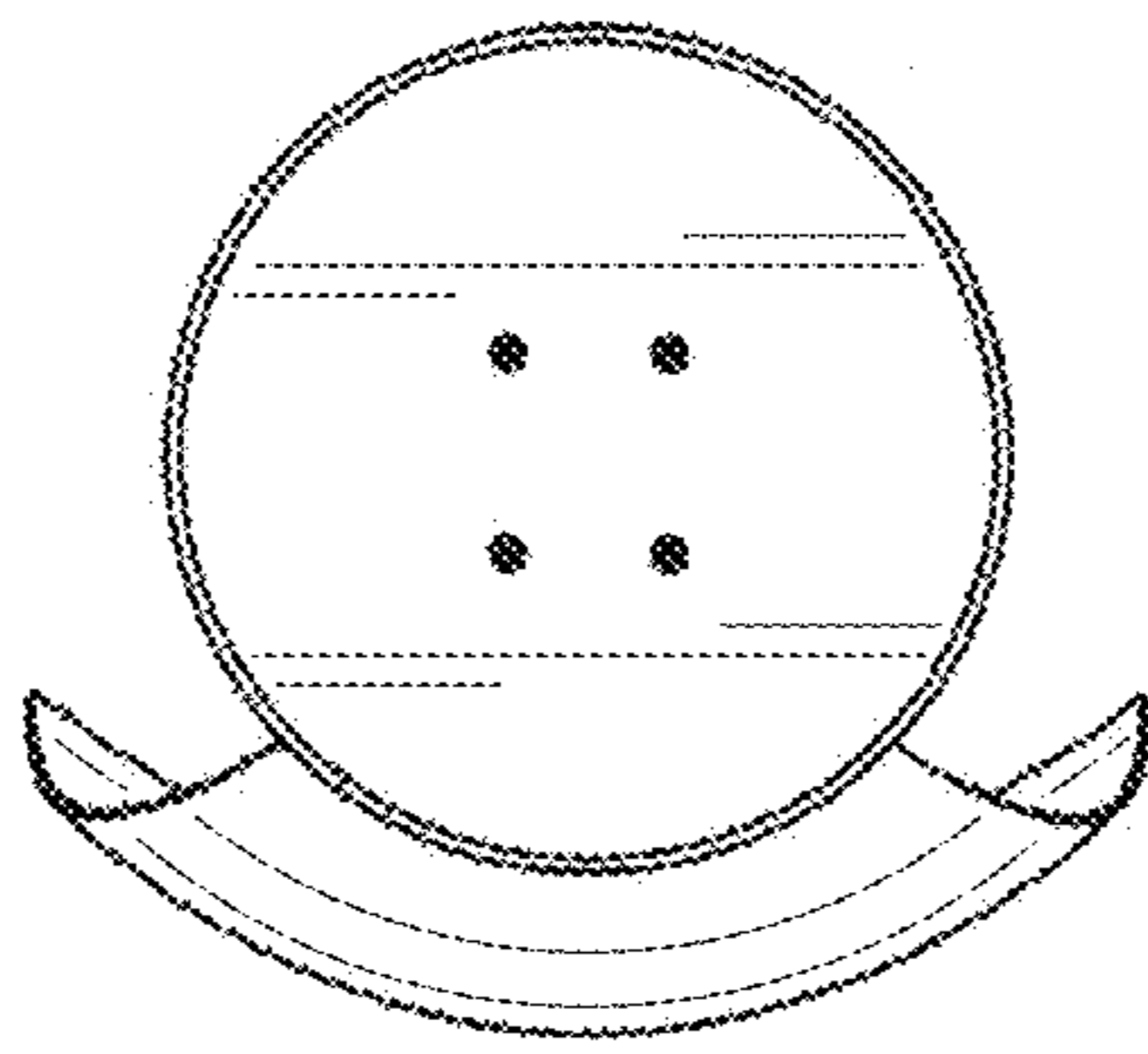


FIG. 7