



US00D765281S

(12) **United States Design Patent**
Lai

(10) **Patent No.:** **US D765,281 S**

(45) **Date of Patent:** **** Aug. 30, 2016**

(54) **HEADLIGHT FOR A VEHICLE**

(71) Applicant: **Ching-Tsung Lai**, Tainan (TW)

(72) Inventor: **Ching-Tsung Lai**, Tainan (TW)

(**) Term: **14 Years**

(21) Appl. No.: **29/522,725**

(22) Filed: **Apr. 2, 2015**

(51) **LOC (10) Cl.** **26-06**

(52) **U.S. Cl.**
USPC **D26/28**

(58) **Field of Classification Search**
USPC D26/28-36; 362/61, 80-83, 267-269,
362/459-468, 475-478, 485-487
CPC F21S 48/00; F21S 48/10; F21S 48/115;
F21S 48/225; F21S 48/1233; F21S 48/1266;
F21S 48/1388; F21S 48/2268; F21V 21/04
See application file for complete search history.

(56) **References Cited**

U.S. PATENT DOCUMENTS

D508,136 S * 8/2005 Pfeiffer D26/28
D518,581 S * 4/2006 Osawa D26/28

D528,231 S * 9/2006 Ikeda D26/28
D535,409 S * 1/2007 Yamaguchi D26/28
D544,614 S * 6/2007 Markefka D26/28
D635,694 S * 4/2011 Yang D26/28

* cited by examiner

Primary Examiner — Marcus Jackson

(57) **CLAIM**

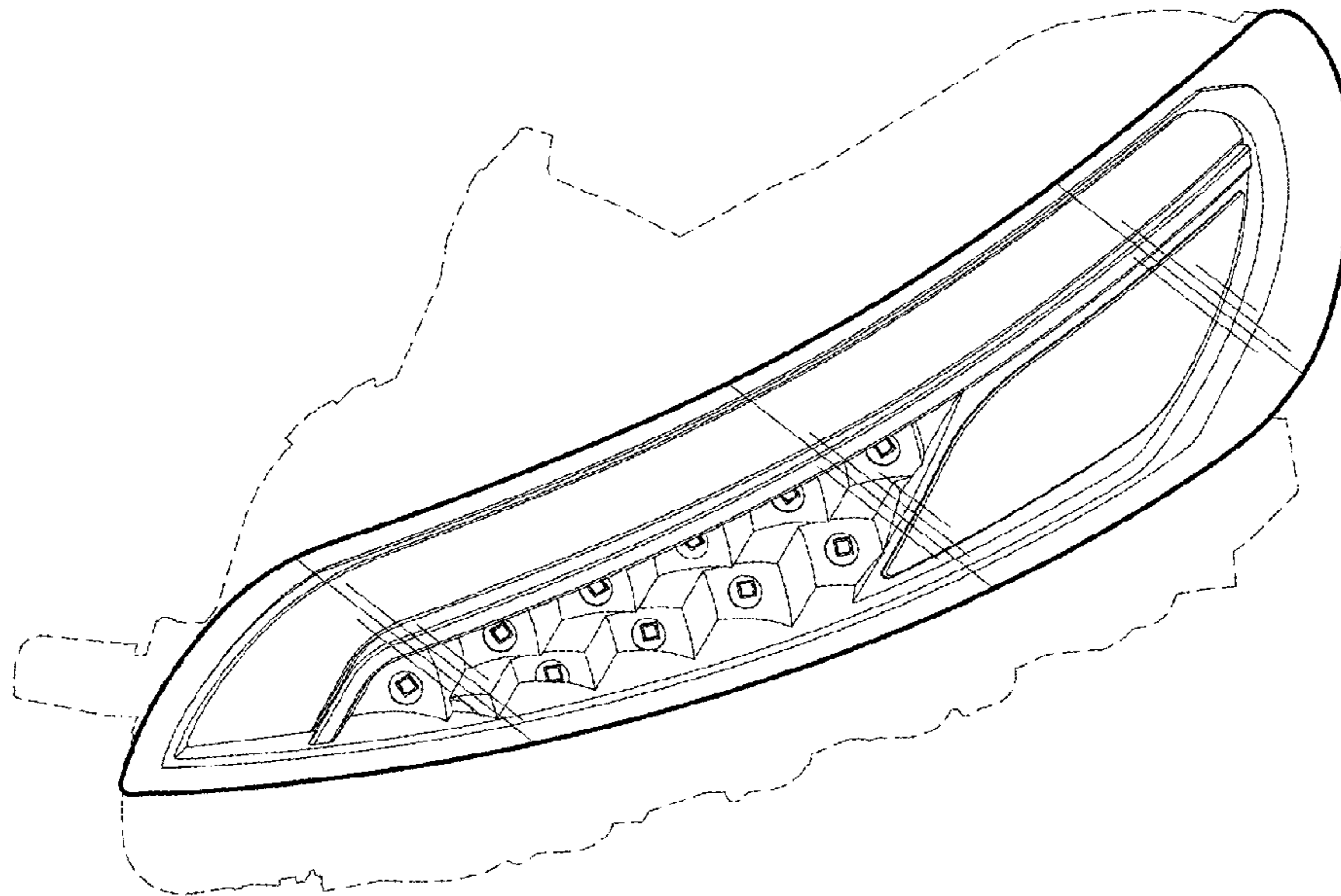
An ornamental design for an headlight for a vehicle, as shown and described.

DESCRIPTION

FIG. 1 is a perspective view of an headlight for a vehicle unit. The drawings and descriptions represent the left side embodiment. The design also contemplates a mirror symmetrical embodiment on the opposite side of the vehicle. The dash line included denotes environment and is not part of the claimed design.

FIG. 2 is a front view thereof;
FIG. 3 is a side view thereof; and,
FIG. 4 is a top view thereof.

1 Claim, 4 Drawing Sheets



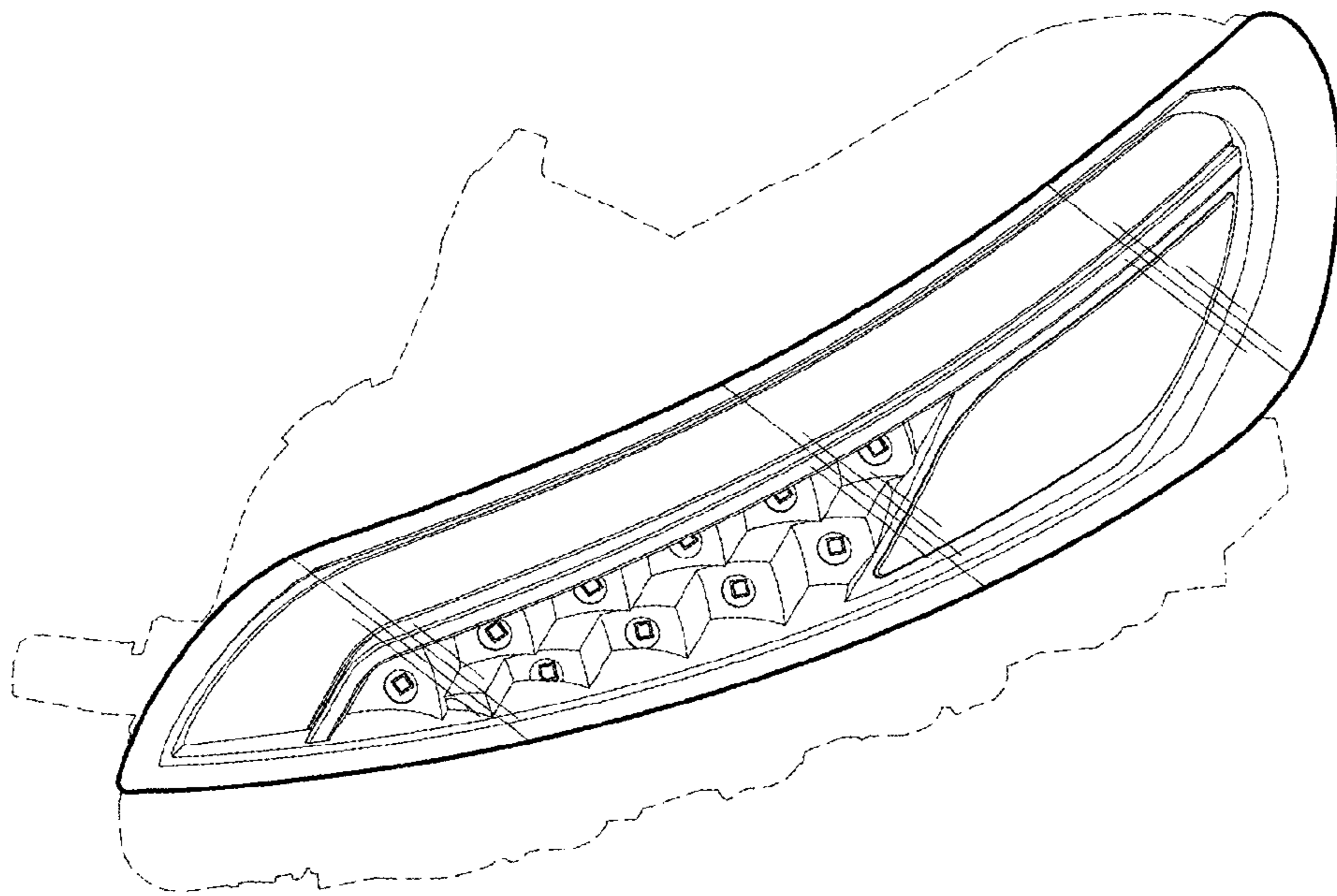


FIG. 1

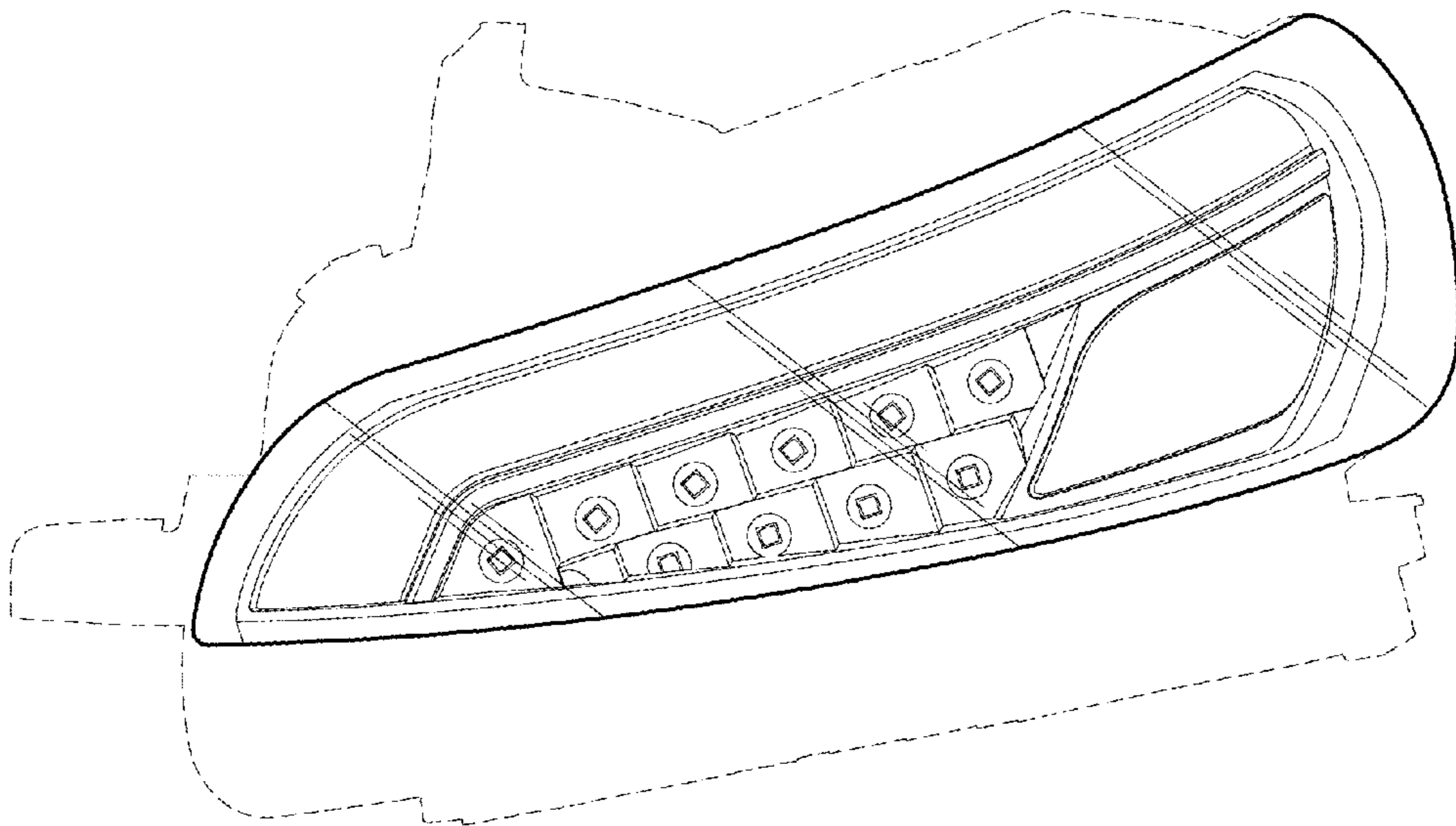


FIG. 2

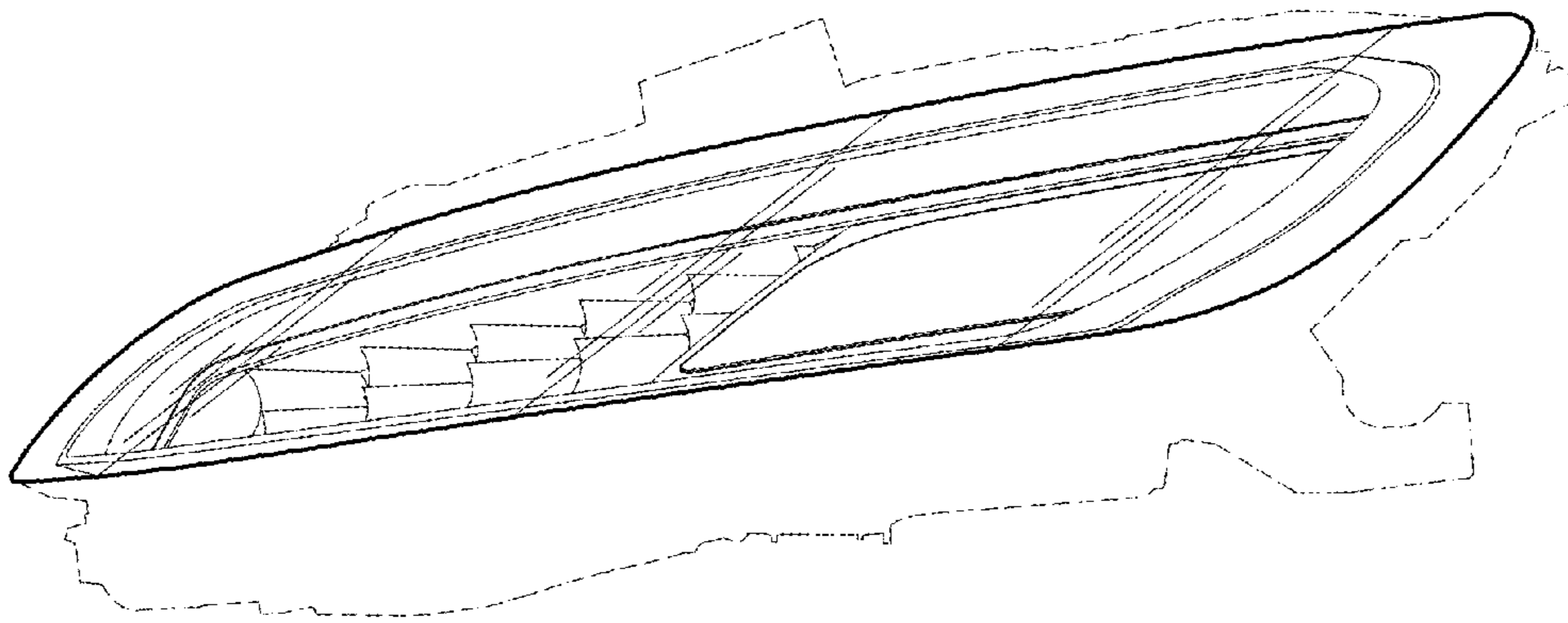


FIG. 3



FIG. 4