



US00D765271S

(12) **United States Design Patent** (10) **Patent No.:** **US D765,271 S**
Anderson et al. (45) **Date of Patent:** **** Aug. 30, 2016**

(54) **ROOFING PANEL**

(71) Applicant: **Building Materials Investment Corporation**, Dallas, TX (US)
(72) Inventors: **Eric R. Anderson**, Montclair, NJ (US); **Tommy Rodrigues**, Nutley, NJ (US); **Sudhir Railkar**, Wayne, NJ (US)
(73) Assignee: **Building Materials Investment Corporation**, Dallas, TX (US)
(**) Term: **14 Years**

(21) Appl. No.: **29/515,826**
(22) Filed: **Jan. 27, 2015**
(51) **LOC (10) Cl.** **25-01**
(52) **U.S. Cl.**
USPC **D25/141**
(58) **Field of Classification Search**
USPC D25/138-145, 149-153, 156-159, D25/162-163, 199, 58, 110-111; D8/349, D8/354, 382, 384
CPC E04D 1/00; E04D 1/12; E04D 1/14; E04D 1/16; E04D 1/18; E04D 1/20; E04D 1/24; E04D 1/26; E04D 1/28; E04D 1/34; E04D 1/265; E04D 2001/3461; E04F 13/08; E04F 13/0862; E04F 13/0864; E04F 13/0873; E04F 13/0894; E04F 13/24; E04F 13/076; E04F 13/147; E04F 13/185
See application file for complete search history.

(56) **References Cited**

U.S. PATENT DOCUMENTS

D95,731 S * 5/1935 Cahill D25/139
D105,276 S * 7/1937 Hauck D25/139

(Continued)

FOREIGN PATENT DOCUMENTS

CA 2332671 A1 * 7/2002 E04D 1/20

OTHER PUBLICATIONS

KasselWood Steel Roof Shingles, posted at Sumpreme Roofing Solutions Inc., posted on Jun. 30, 2010 [online], [site visited Feb. 29, 2016]. Available from the Internet, <URL: http://www.roofalberta.ca/metal-roofing/kasselwood/>.*

Primary Examiner — Catheri Oliver-Garcia

Assistant Examiner — Rebekah Caruso

(74) *Attorney, Agent, or Firm* — Womble Carlyle Sandridge & Rice LLP

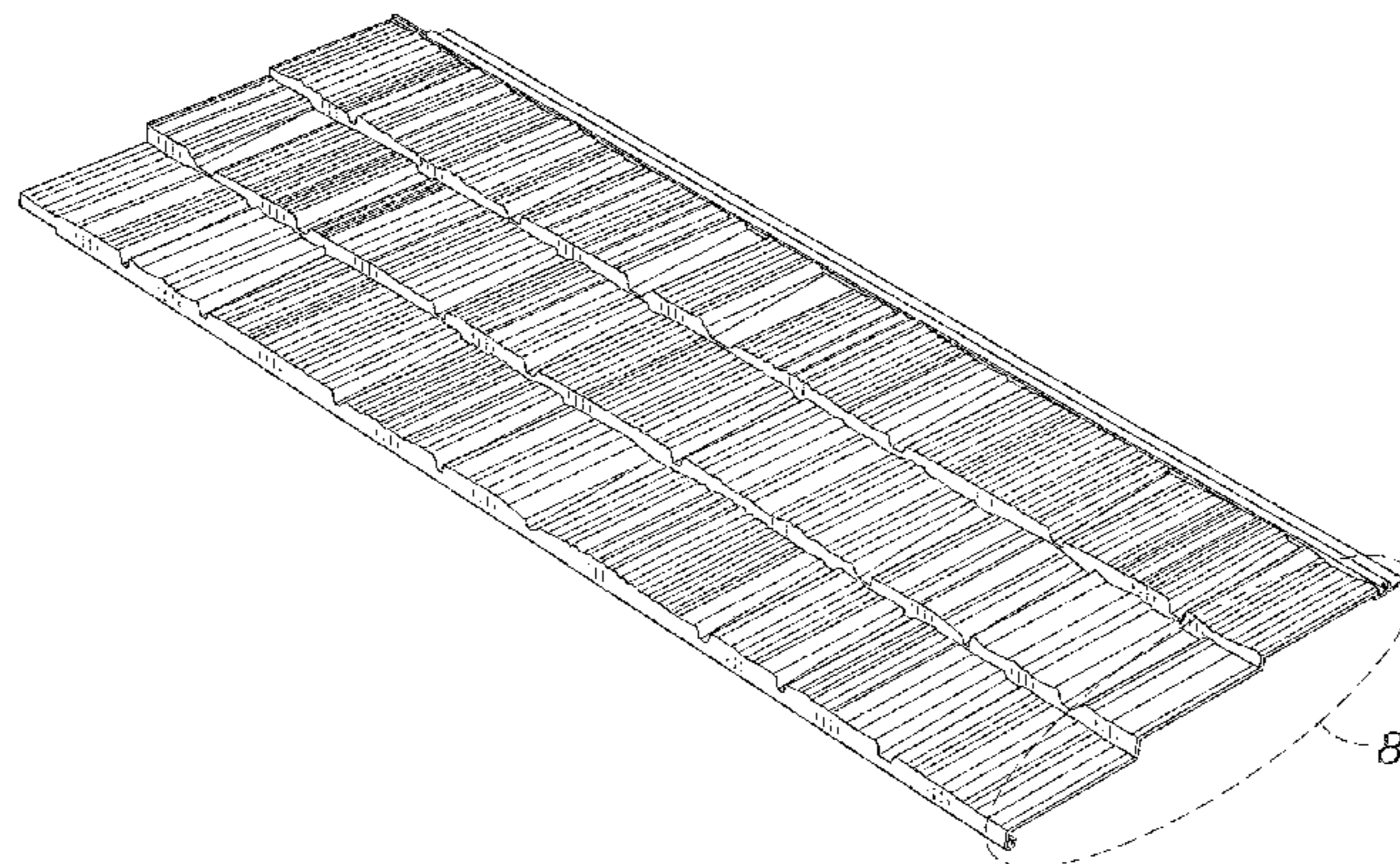
(57) **CLAIM**

The ornamental design for a roofing panel, as shown and described.

DESCRIPTION

FIG. 1 is a perspective view of a roofing panel in accordance with our invention.
FIG. 2 is a front view of the roofing panel of FIG. 1.
FIG. 3 is a top plan view of the roofing panel of FIG. 1.
FIG. 4 is a back view of the roofing panel of FIG. 1.
FIG. 5 is a bottom plan view of the roofing panel of FIG. 1.
FIG. 6 is a right side view of the roofing panel of FIG. 1.
FIG. 7 is a left side view of the roofing panel of FIG. 1.
FIG. 8 is an enlarged perspective view of the right end portion of the roofing panel of FIG. 1.
FIG. 9 is an enlarged front view of the portion of the roofing panel identified with the numeral “9” in FIG. 2.
FIG. 10 is an enlarged front view of the portion of the roofing panel identified with the numeral “10” in FIG. 2.
FIG. 11 is an enlarged front view of the portion of the roofing panel identified with the numeral “11” in FIG. 2.
FIG. 12 is an enlarged front view of the portion of the roofing panel identified with the numeral “12” in FIG. 2.
FIG. 13 is an enlarged back view of the portion of the roofing panel identified with the numeral “13” in FIG. 4.
FIG. 14 is an enlarged back view of the portion of the roofing panel identified with the numeral “14” in FIG. 4.
FIG. 15 is an enlarged back view of the portion of the roofing panel identified with the numeral “15” in FIG. 4; and,
FIG. 16 is an enlarged back view of the portion of the roofing panel identified with the numeral “16” in FIG. 4.

1 Claim, 6 Drawing Sheets




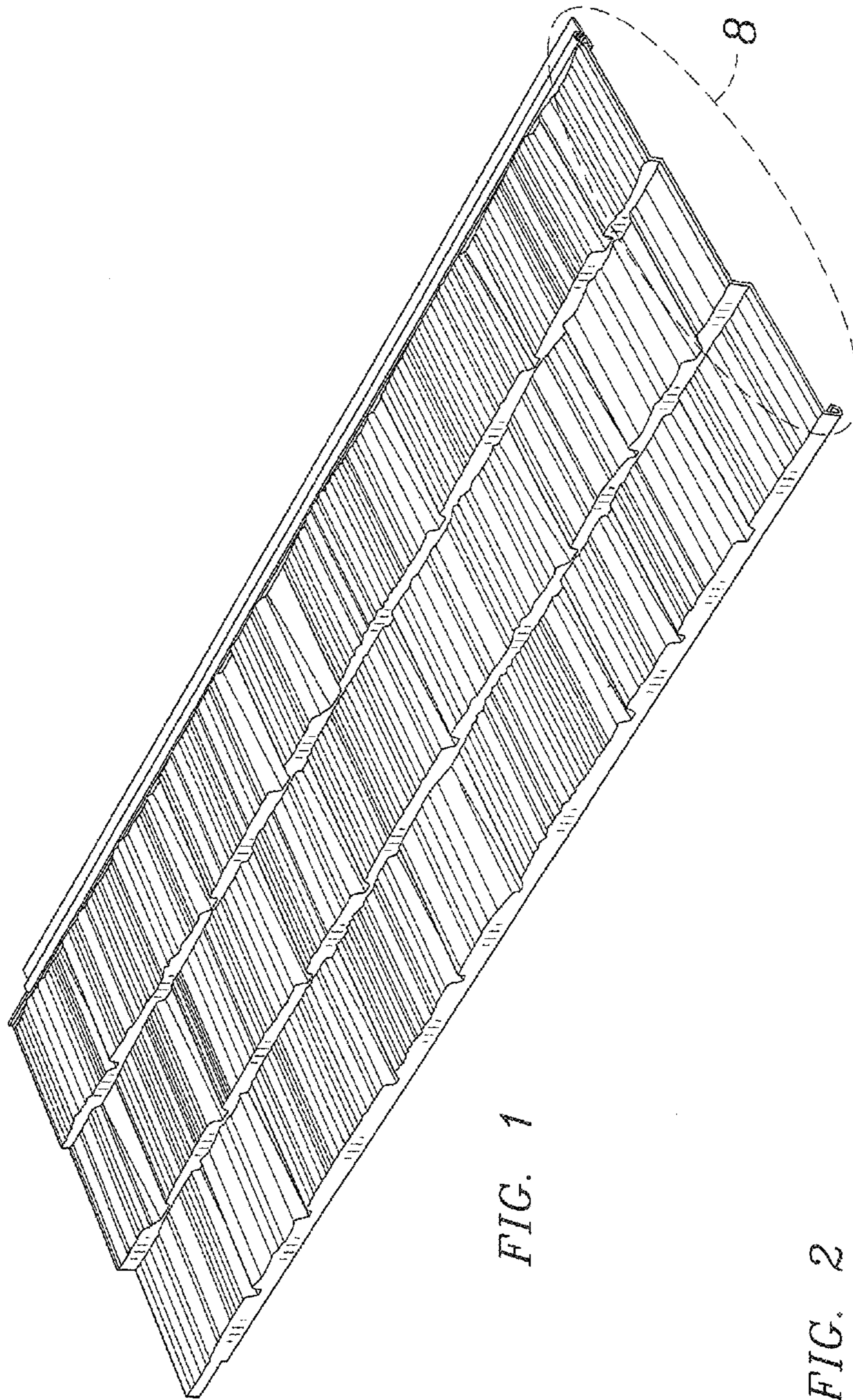
(56)

References Cited

U.S. PATENT DOCUMENTS

3,347,001	A	10/1967	Cosden		
3,363,380	A	1/1968	Merrill		
3,720,031	A	3/1973	Wilson et al.		
3,760,546	A	9/1973	Martin et al.		
3,977,141	A *	8/1976	Peters	B44F 9/02	
				52/313	
D256,953	S *	9/1980	Morita	D25/139	
4,343,126	A *	8/1982	Hoofe, III	E04D 1/265	
				52/313	
5,074,093	A	12/1991	Meadows		
5,598,677	A	2/1997	Rehm		
5,664,451	A	9/1997	Schultz		
D414,568	S *	9/1999	Hedges	D25/143	
D441,881	S *	5/2001	Hahn	D25/140	
D507,837	S *	7/2005	King	D25/141	
7,246,474	B2	7/2007	Dombek et al.		
D586,008	S *	2/2009	Vandewater, Jr.	D25/141	
D643,133	S *	8/2011	Steffes	D25/141	
8,074,417	B2	12/2011	Trabue et al.		
9,097,019	B1 *	8/2015	Rasmussen	E04D 1/34	
D738,541	S *	9/2015	Tarvaran	D25/140	
2005/0210808	A1	9/2005	Larson et al.		
2007/0107356	A1 *	5/2007	Steffes	E04F 13/0864	
				52/518	
2014/0190104	A1	7/2014	Nicholson		

* cited by examiner






FIG. 3

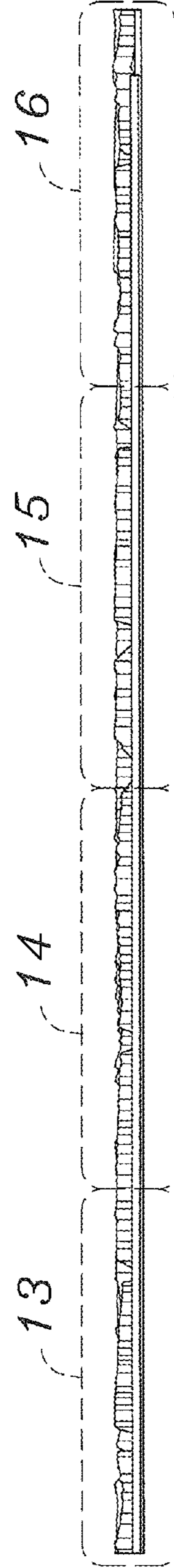


FIG. 4




FIG. 5



FIG. 6




FIG. 7

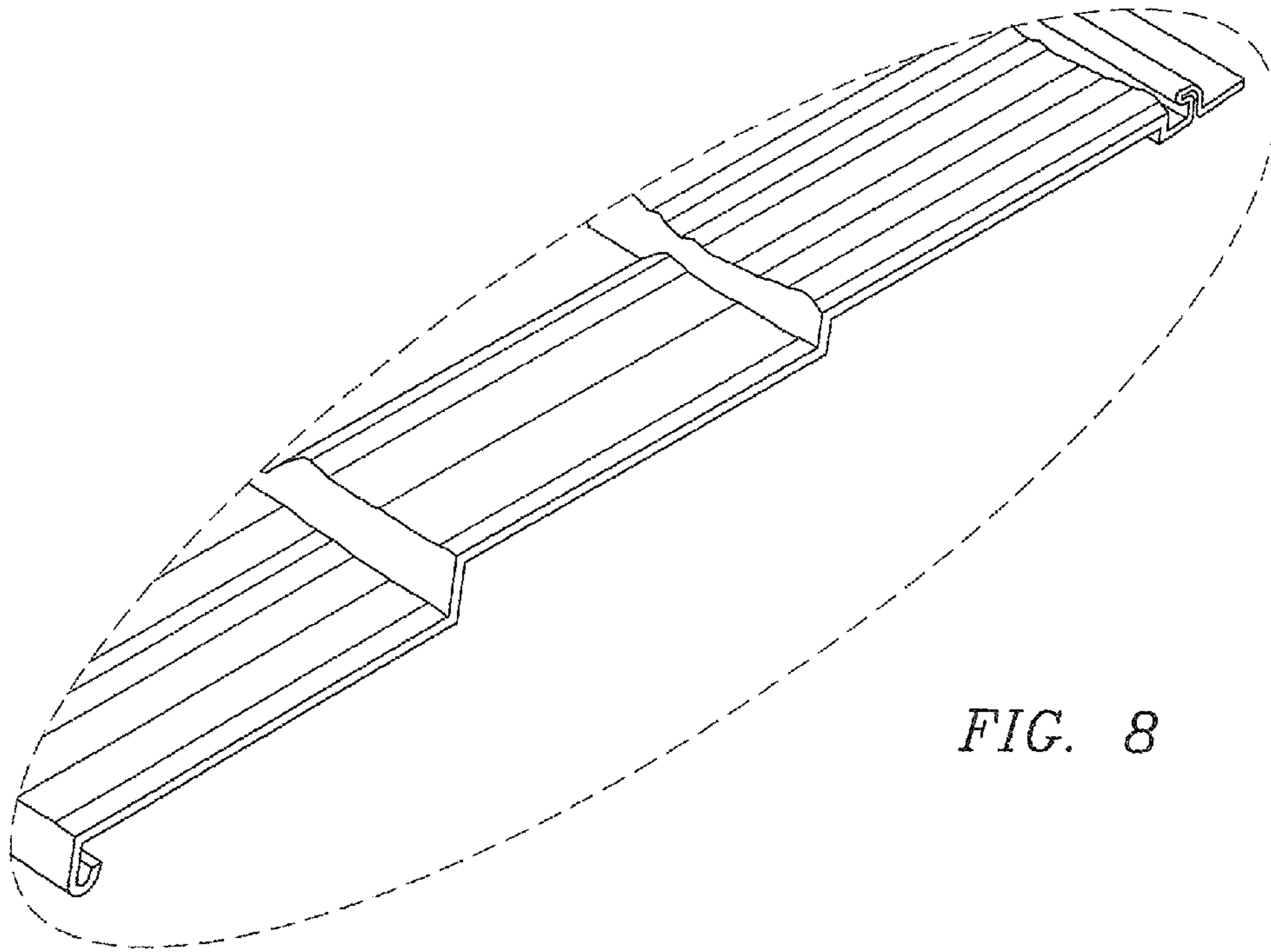


FIG. 8

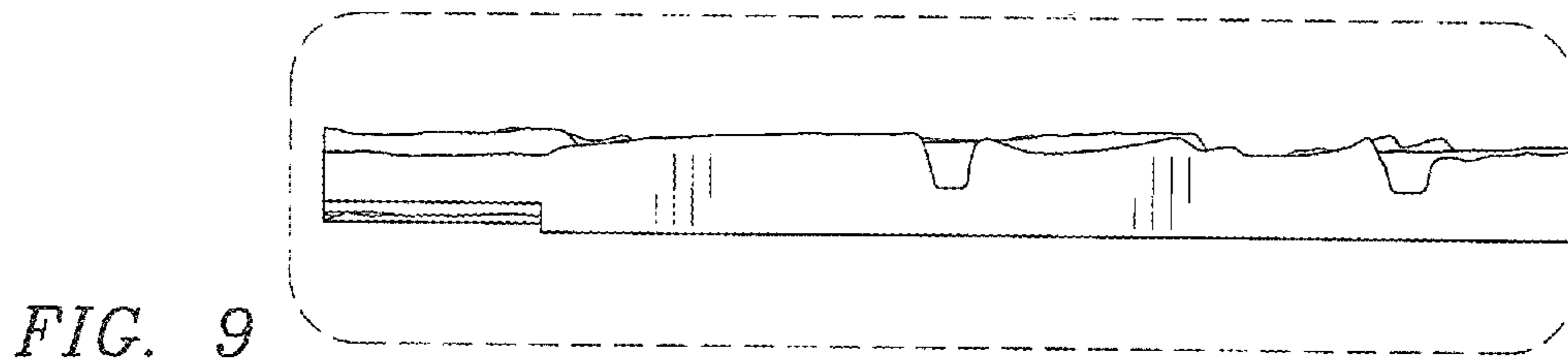


FIG. 9

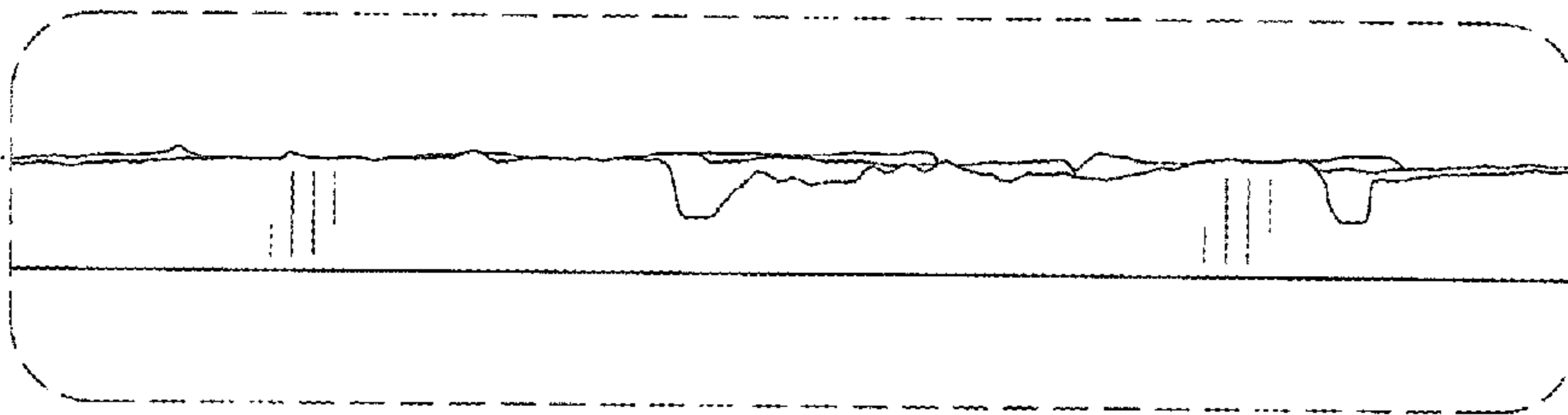


FIG. 10

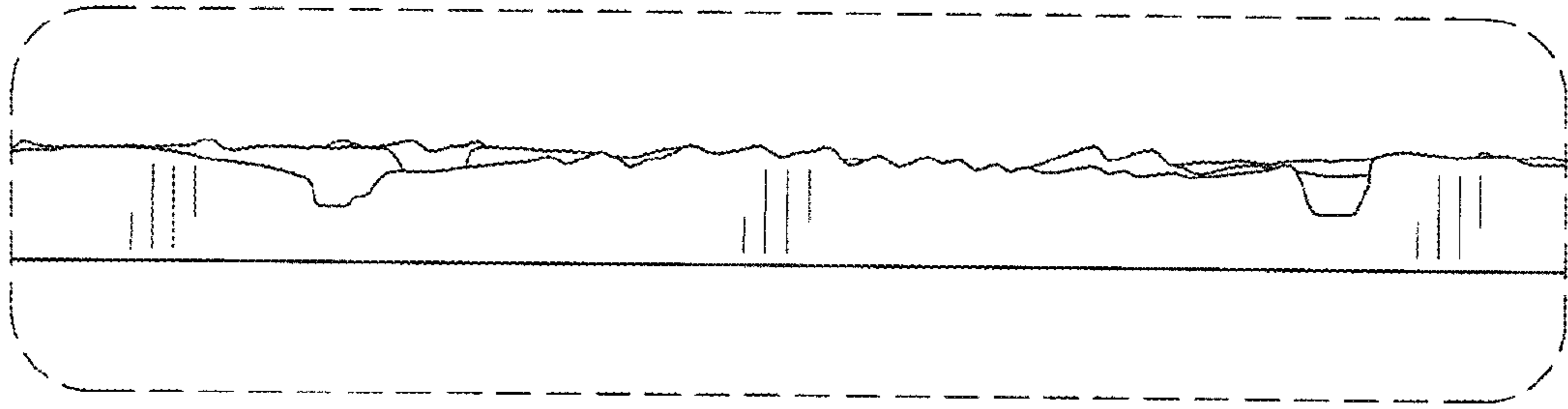


FIG. 11

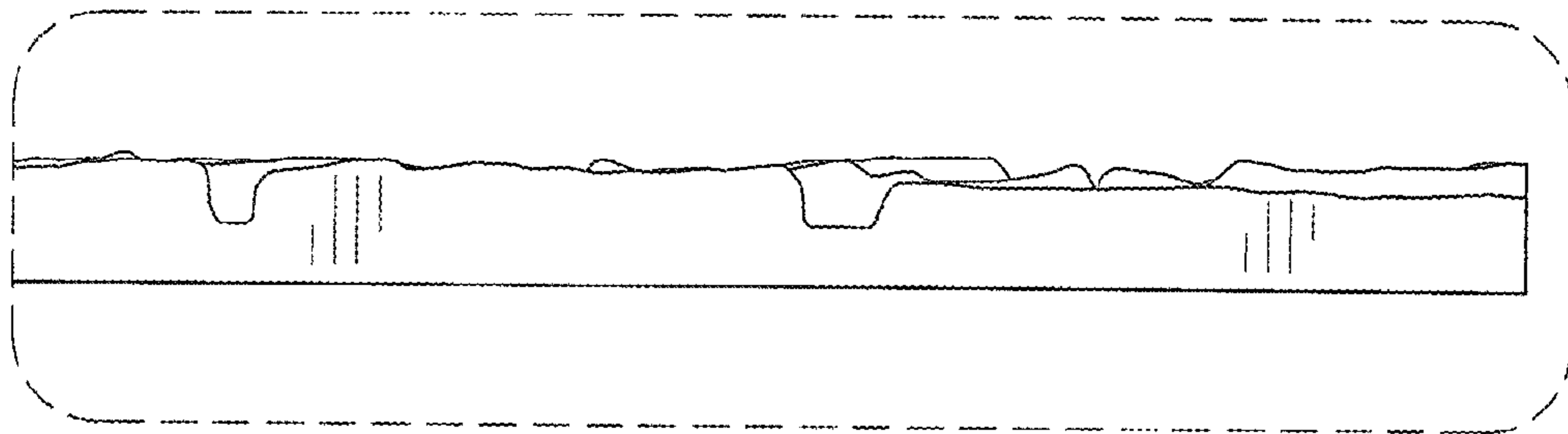


FIG. 12

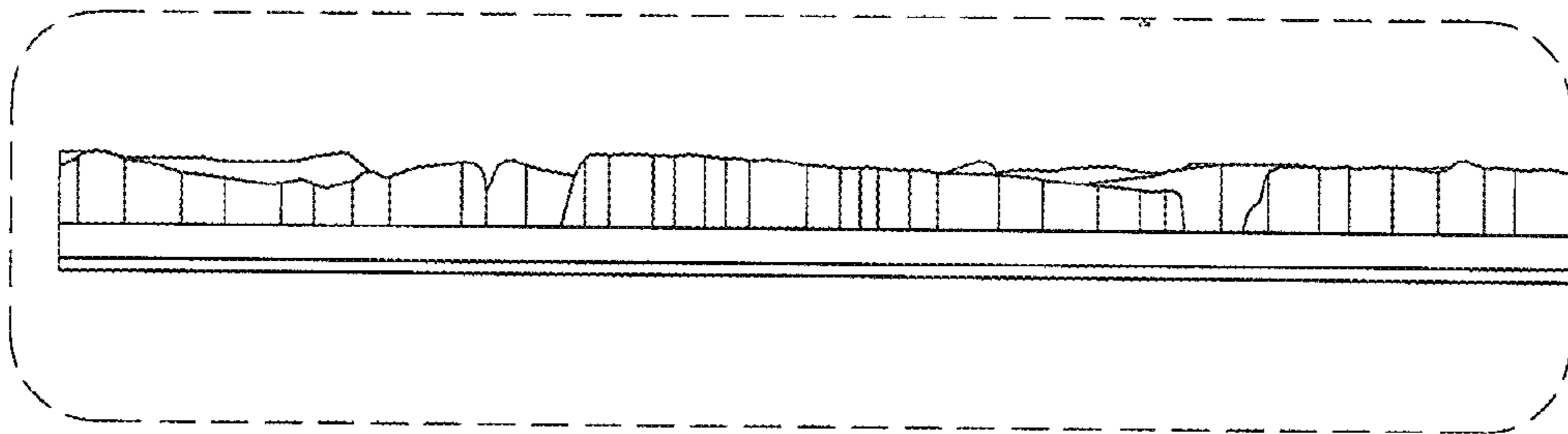


FIG. 13

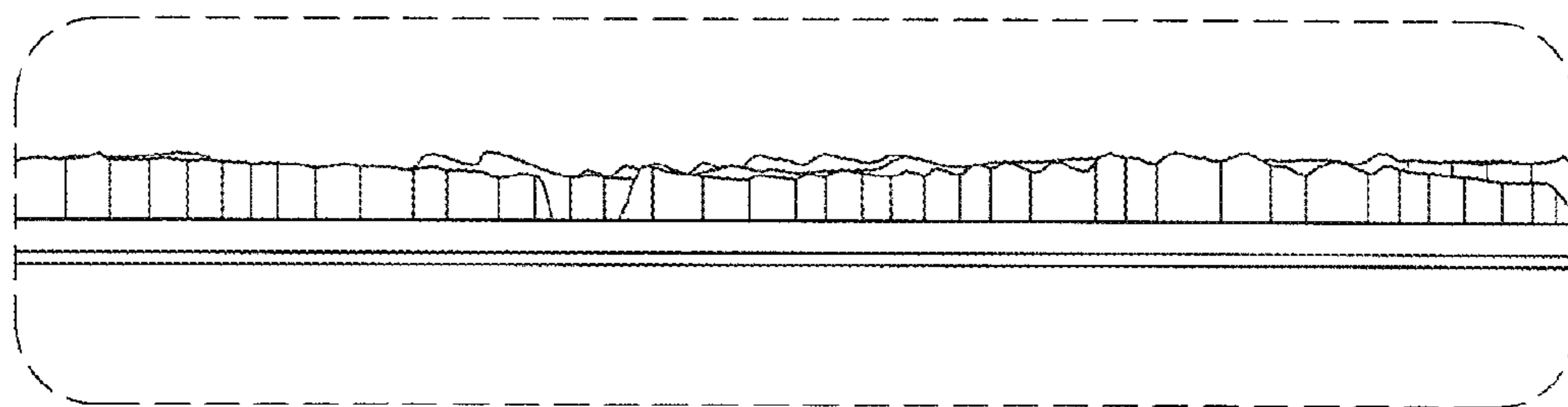


FIG. 14

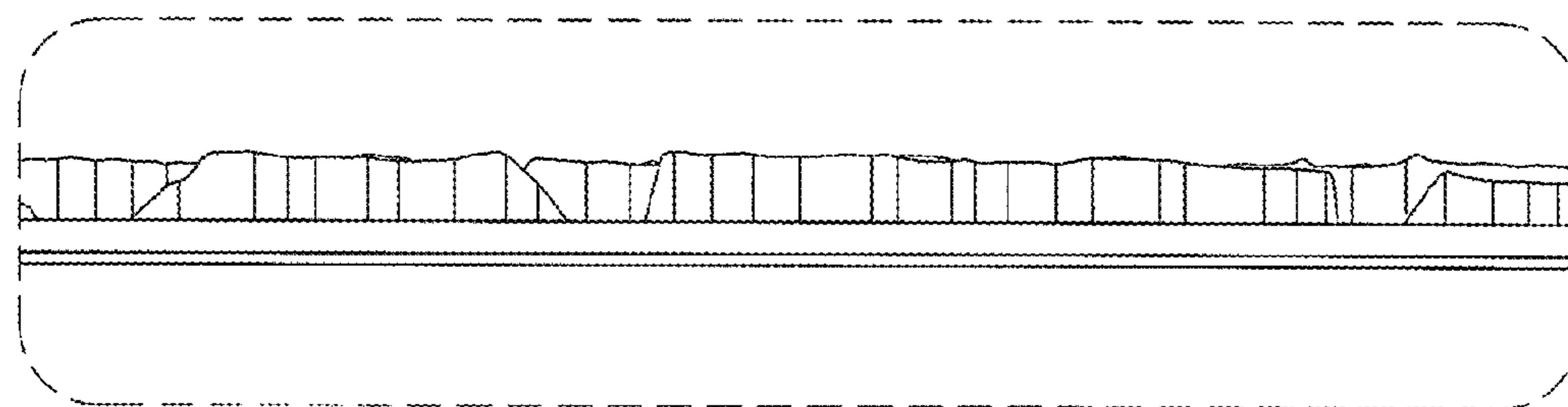


FIG. 15

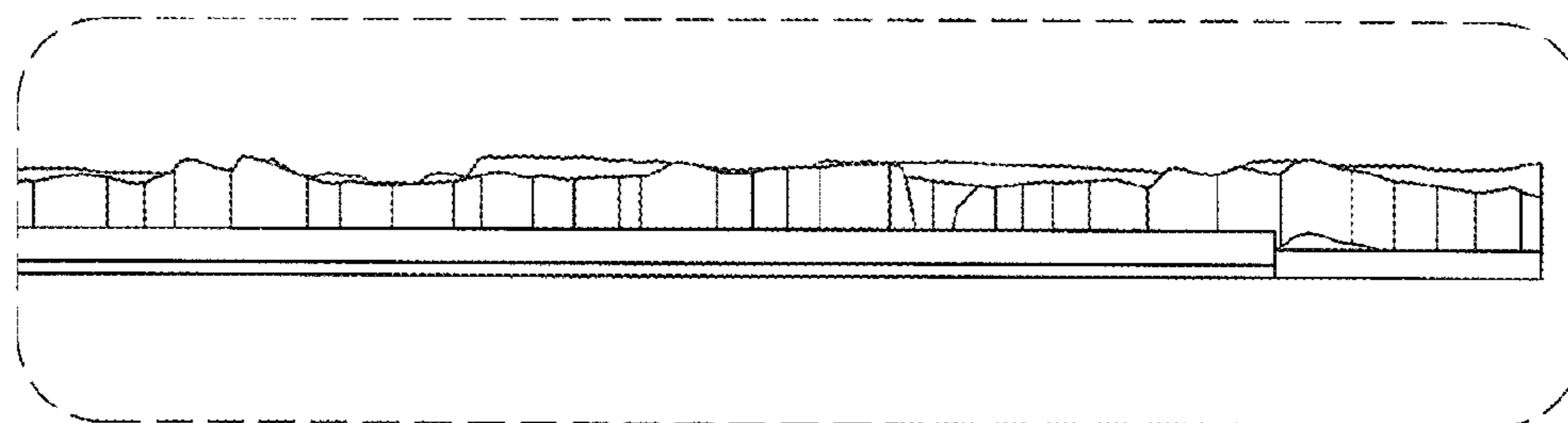


FIG. 16