



US00D765254S

(12) **United States Design Patent** (10) **Patent No.:** **US D765,254 S**
Im et al. (45) **Date of Patent:** **** Aug. 30, 2016**

(54) **MEDICAL DEVICE**

FOREIGN PATENT DOCUMENTS

(71) Applicant: **SAMSUNG ELECTRONICS CO., LTD.**, Suwon-si (KR)

DE 402008001486000 3/2008
EM 0010026950008 9/2008

(72) Inventors: **Seungbin Im**, Yongin-si (KR); **Sungchan Ko**, Suwon-si (KR); **Euiju Lee**, Guri-si (KR); **Sangho Park**, Seoul (KR)

OTHER PUBLICATIONS

Diabetes: The Difference Between Type 1 and Type 2 Diabetes, [Copyright 2004-2015], pp. 1-7, Retrieved from the internet Jul. 30, 2015, <URL:Diabetes: The Difference Between Type 1 and Type 2 Diabetes, <http://www.medicalnewstoday.com/articles/7504.php>>.

(73) Assignee: **SAMSUNG ELECTRONICS CO., LTD.** (KR)

* cited by examiner

(**) Term: **15 Years**

Primary Examiner — Anhdao Doan

(21) Appl. No.: **29/535,856**

(74) *Attorney, Agent, or Firm* — Cantor Colburn LLP

(22) Filed: **Aug. 11, 2015**

(57) **CLAIM**

The ornamental design for a medical device, as shown and described.

(30) **Foreign Application Priority Data**

Feb. 16, 2015 (KR) 30-2015-0008473

DESCRIPTION

(51) **LOC (10) Cl.** **24-01**

(52) **U.S. Cl.**
USPC **D24/169**

(58) **Field of Classification Search**
USPC D24/216, 223, 231, 232, 107, 169, 186;
D10/46, 75, 81; D14/341, 388
CPC G01N 33/66; G01N 33/49; G01N 33/493;
A61B 5/14532

See application file for complete search history.

FIG. 1 is a perspective view of a medical device, showing our new design;
FIG. 2 is a front view thereof;
FIG. 3 is a rear view thereof;
FIG. 4 is a left side view thereof;
FIG. 5 is a right side view thereof;
FIG. 6 is a top view thereof;
FIG. 7 is a bottom view thereof;
FIG. 8 is another perspective view thereof; and,
FIG. 9 is another perspective view thereof in which a test slip in dot-dot-dash broken lines is provided to illustrate an example environment.

(56) **References Cited**

U.S. PATENT DOCUMENTS

D412,990 S * 8/1999 Woolston D24/223
D439,985 S * 4/2001 Sanner D24/216
D545,439 S * 6/2007 Draudt D24/186
D586,916 S * 2/2009 Faulkner D24/146
D600,811 S * 9/2009 Rounds D24/169
D630,113 S * 1/2011 Orr D10/81
D645,816 S * 9/2011 Sasada D13/108

The short dash-dash broken lines in the figures show portions of the medical device and the dot-dot-dash broken lines showing the test slip in FIG. 9 are for illustrating environmental structure; the broken lines form no part of the claimed design.

1 Claim, 9 Drawing Sheets

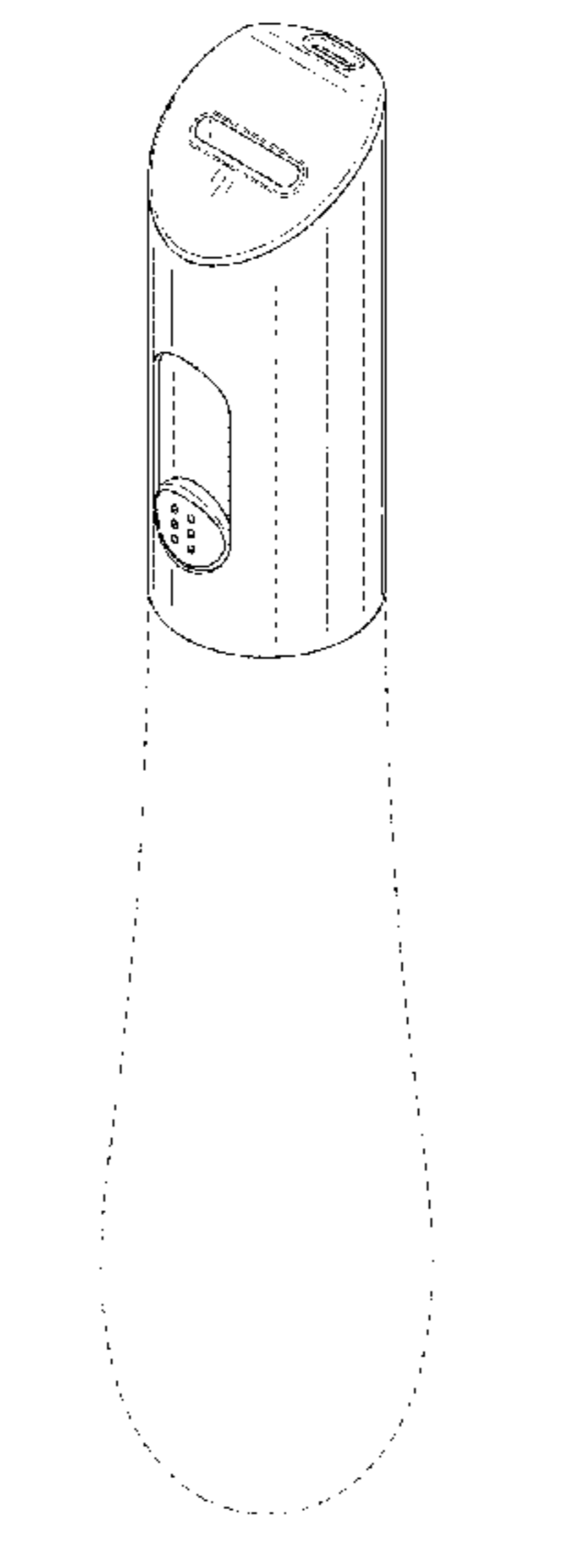


FIG. 1

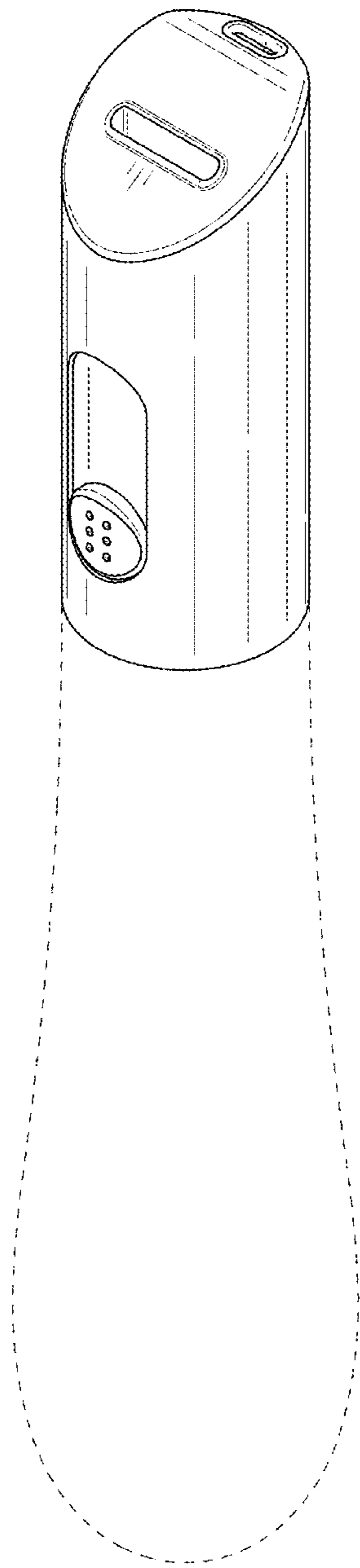


FIG. 2




FIG. 3




FIG. 4




FIG. 5

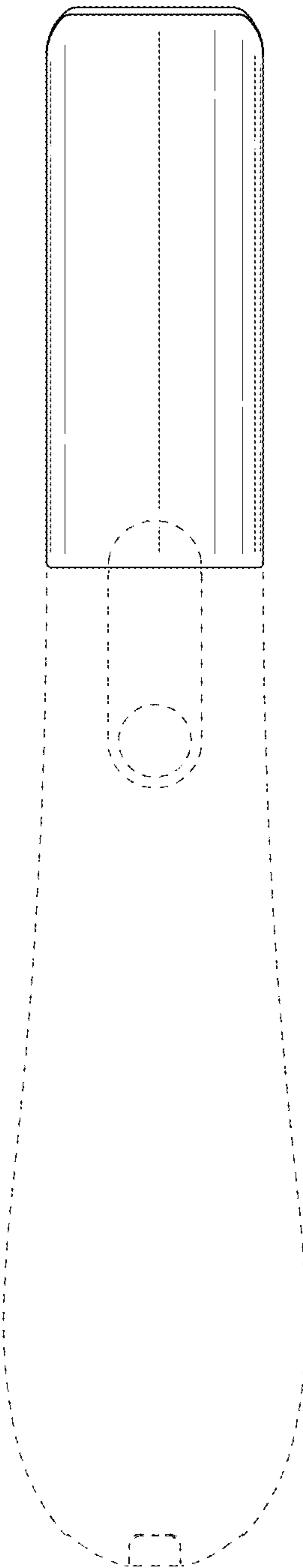


FIG. 6

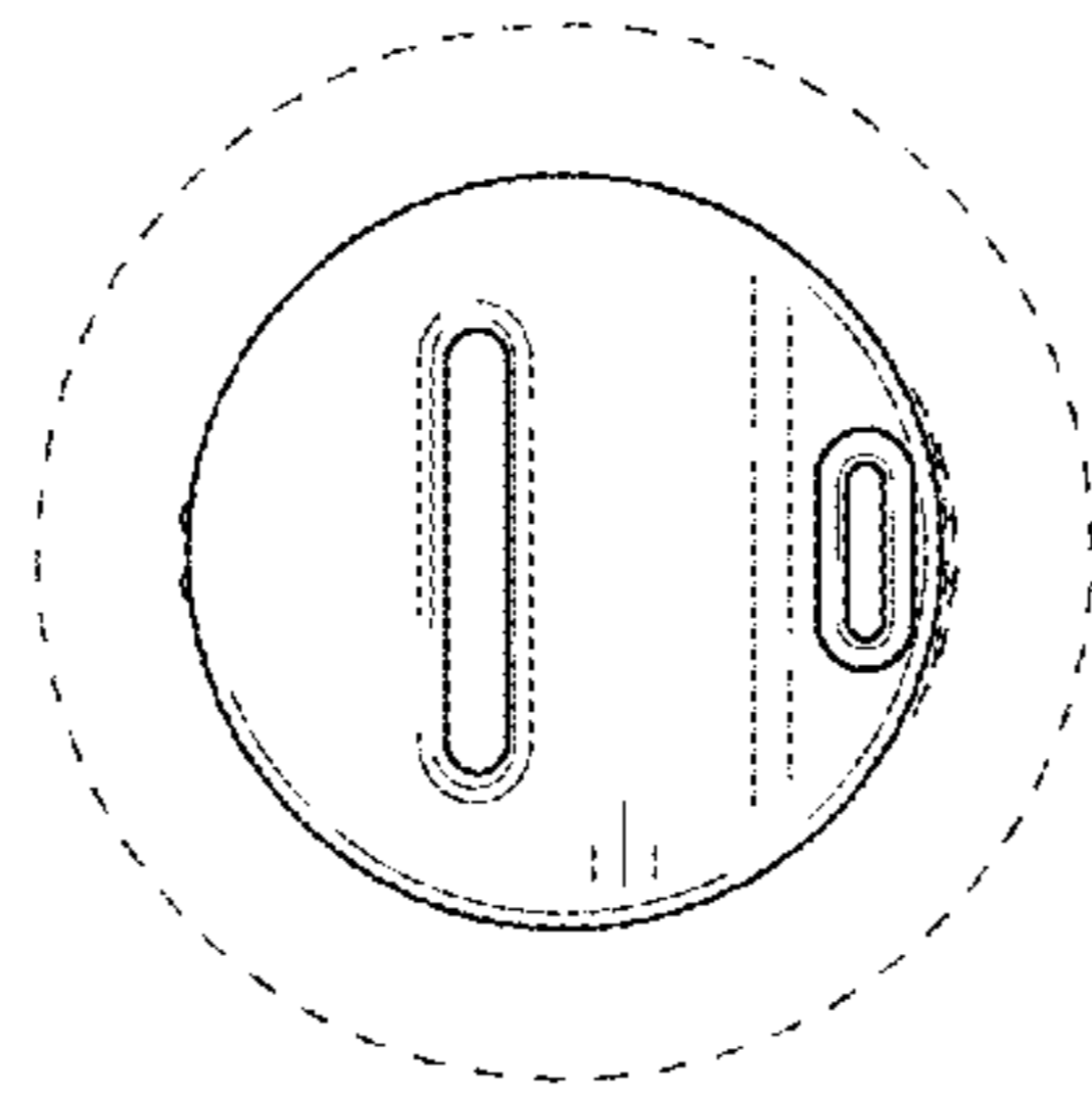


FIG. 7




FIG. 8

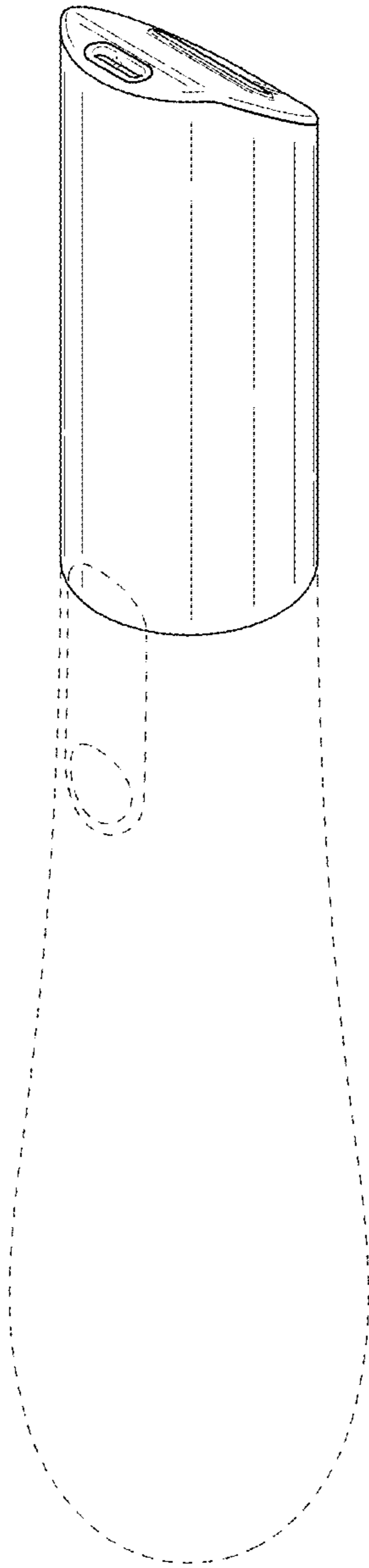


FIG. 9

