

US00D765247S

(12) **United States Design Patent**  
**Devonish Brown**

(10) **Patent No.:** **US D765,247 S**

(45) **Date of Patent:** **\*\* Aug. 30, 2016**

(54) **SURGICAL SCALPEL**

(71) Applicant: **Doris A. Burbridge**, Jamaica, NY (US)

(72) Inventor: **June M. Devonish Brown**, Jamaica, NY (US)

(73) Assignee: **Michele Andrews**, Greenburgh, NY (US)

(\*\*) Term: **14 Years**

(21) Appl. No.: **29/516,259**

(22) Filed: **Jan. 30, 2015**

(51) **LOC (10) Cl.** ..... **24-02**

(52) **U.S. Cl.**

USPC ..... **D24/147**; D24/148

(58) **Field of Classification Search**

USPC ..... D24/146, 147, 148, 133; D8/57-58, 98, D8/356; 606/79, 82-85, 131-133, 170, 606/171, 166, 161, 167, 566, 176-182, 905, 606/174, 205; 30/50, 51, 41, 346, 113, 241, 30/30, 254, 341, 29, 131, 146, 145, 30/194-204

CPC ..... A61B 2018/00607; A61B 2018/00601; A61B 17/34; A61B 17/32; A61B 17/16; A61B 17/14

See application file for complete search history.

(56) **References Cited**

**U.S. PATENT DOCUMENTS**

1,093,726	A	4/1914	Pearson	
3,391,690	A *	7/1968	Armao	..... A61B 17/2812
				30/140
4,519,136	A *	5/1985	Walker	..... A47G 21/06
				30/142
D296,361	S *	6/1988	Gerich	..... D24/143
D332,142	S *	12/1992	Detsch	..... D24/146
D407,959	S *	4/1999	Rashman	..... D24/148

6,249,976	B1	6/2001	Osame	
D467,658	S *	12/2002	Goodwin	..... D24/133
D549,335	S *	8/2007	Junck	..... D24/148
D557,094	S *	12/2007	Raia	..... D8/53
D636,082	S *	4/2011	Cote	..... D24/147
D669,179	S *	10/2012	Fisher	..... D24/148
D678,020	S *	3/2013	Lipscomb	..... D8/57
D723,161	S *	2/2015	Goldstein	..... D24/148

**OTHER PUBLICATIONS**

Handi gadgets. "HQ Handi Gadgets Batting Scissors Quilting." Amazon. Web. <[http://www.amazon.com/Handi-Gadgets-Batting-Scissors-Quilting/dp/B007A5K5VW/ref=sr\\_1\\_5?s=arts-crafts&ie=UTF8&qid=1425396295&sr=1-5&keywords=quality%2Bbatting%2Bscissors](http://www.amazon.com/Handi-Gadgets-Batting-Scissors-Quilting/dp/B007A5K5VW/ref=sr_1_5?s=arts-crafts&ie=UTF8&qid=1425396295&sr=1-5&keywords=quality%2Bbatting%2Bscissors)>. Available at least as of Jan. 28, 2015.

\* cited by examiner

*Primary Examiner* — Lakiya Rogers

*Assistant Examiner* — Carissa C Fitts

(74) *Attorney, Agent, or Firm* — Leason Ellis LLP

(57) **CLAIM**

The ornamental design for a surgical scalpel, as shown and described.

**DESCRIPTION**

FIG. 1 is a front and side perspective view of a surgical scalpel showing my new design;

FIG. 2 is a front elevation view thereof;

FIG. 3 is a rear elevation view thereof;

FIG. 4 is a left side elevation view thereof;

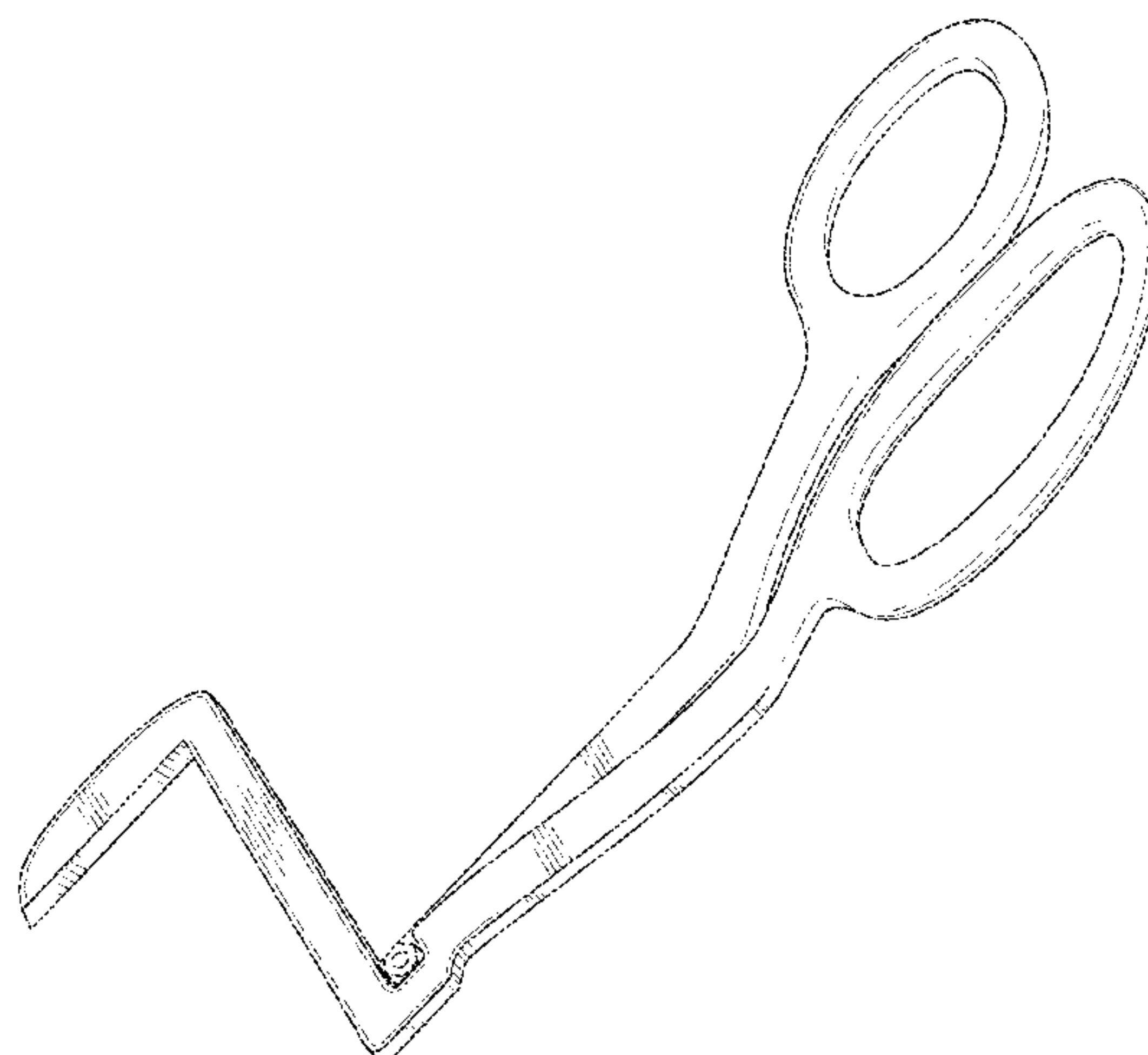
FIG. 5 is a right side elevation view thereof;

FIG. 6 is a top plan view thereof; and,

FIG. 7 is a bottom plan view thereof.

The broken line showing of the coupling member in FIGS. 1-7 represents portions of the article not claimed and forms no part of the claimed design.

**1 Claim, 5 Drawing Sheets**



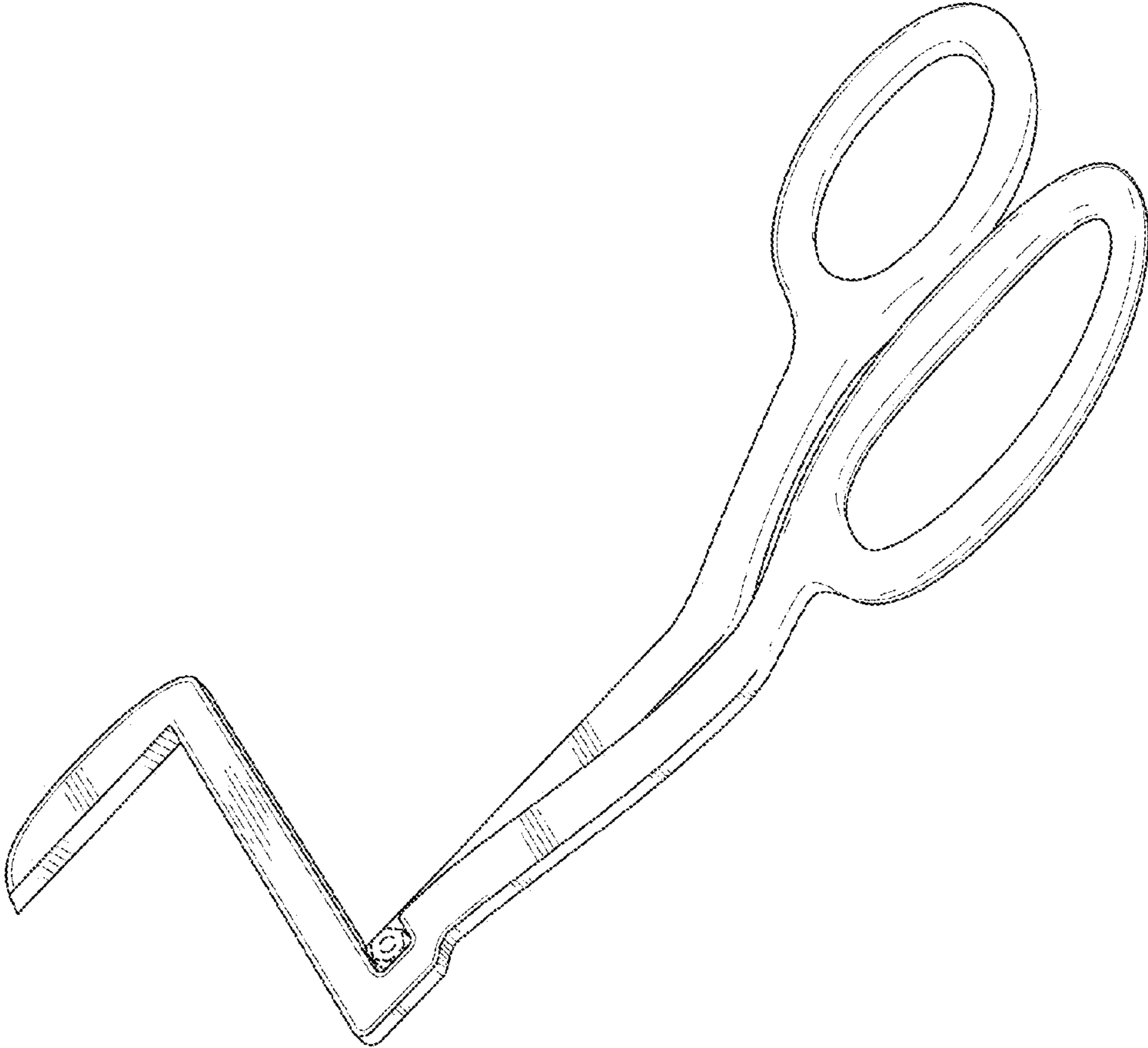


Fig. 1

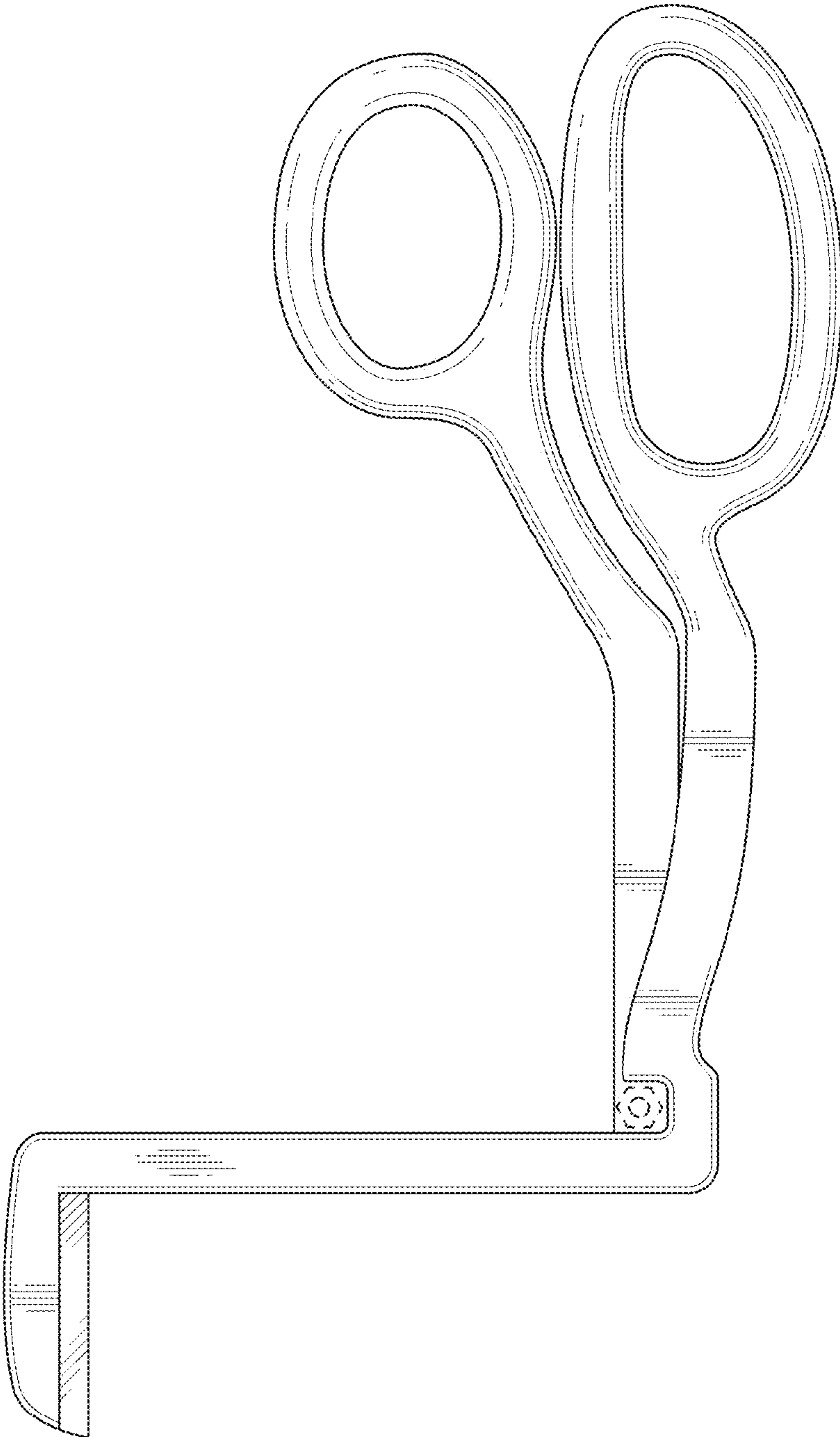


Fig. 2

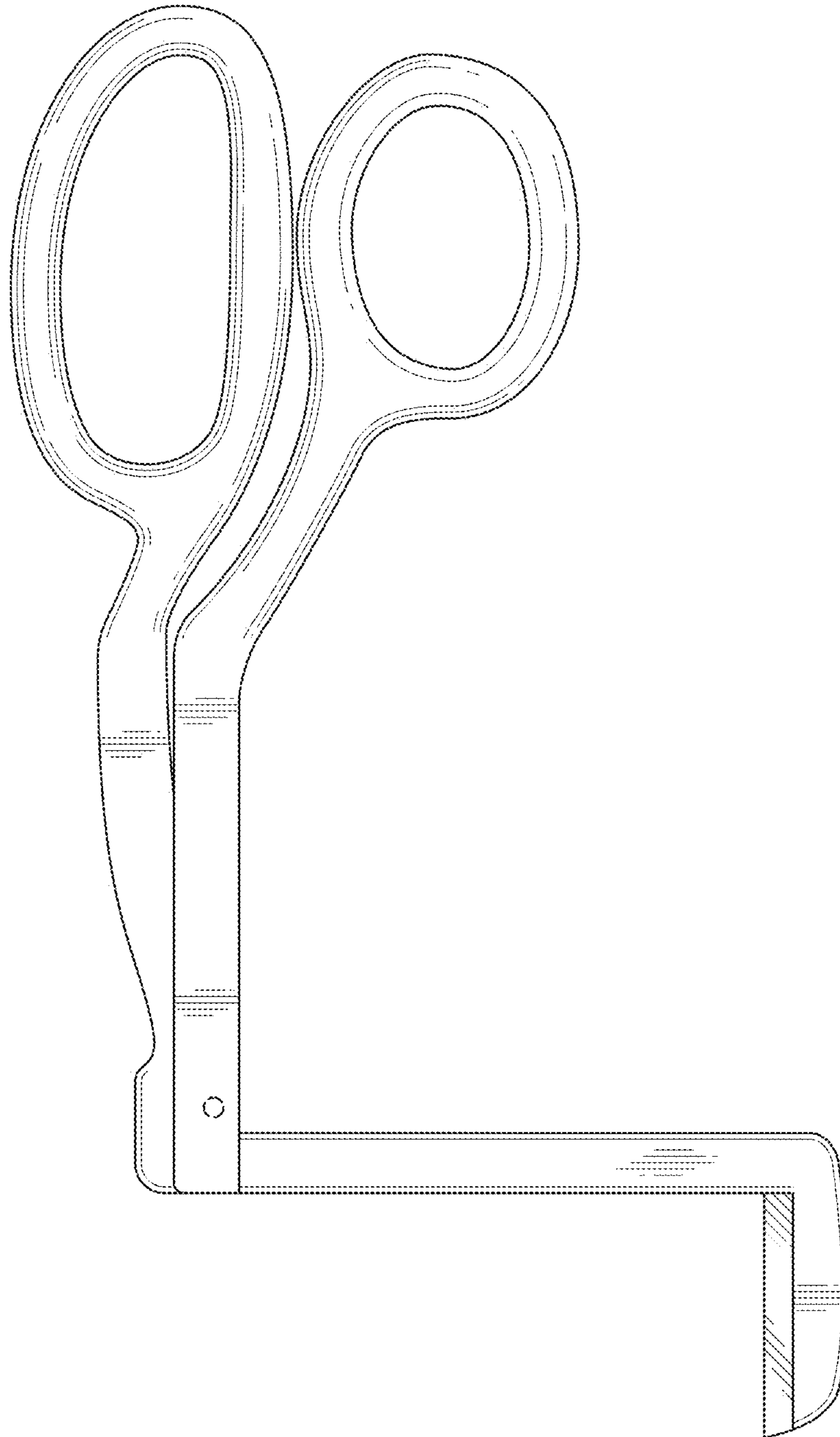


Fig. 3

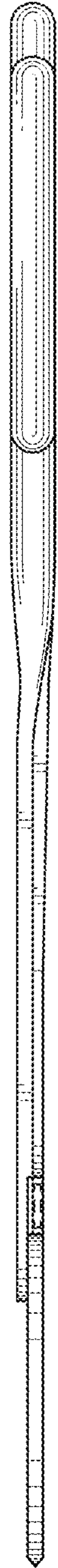


Fig. 4

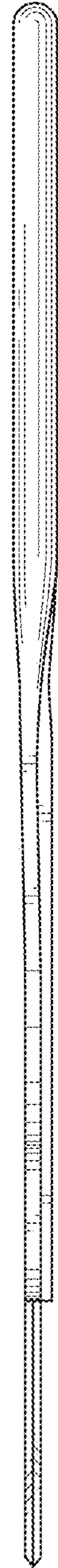


Fig. 5




Fig. 6




Fig. 7