



US00D765242S

(12) **United States Design Patent** (10) **Patent No.:** **US D765,242 S**
Tapocik (45) **Date of Patent:** **** Aug. 30, 2016**

(54) **SUBSTANCE COLLECTION DEVICE WITH SWAB COLLECTOR**

(71) Applicant: **Bryan Tapocik**, Highland, CA (US)

(72) Inventor: **Bryan Tapocik**, Highland, CA (US)

(**) Term: **14 Years**

(21) Appl. No.: **29/499,361**

(22) Filed: **Aug. 14, 2014**

(51) **LOC (10) Cl.** **24-02**

(52) **U.S. Cl.**
USPC **D24/119**

(58) **Field of Classification Search**
USPC D24/223, 224, 228, 119; D8/315, 316;
606/162; 604/1; D23/303, 304, 305;
435/283.1, 287.1, 309.1, 287.6, 287.7,
435/810, 8; 422/52

See application file for complete search history.

(56) **References Cited**

U.S. PATENT DOCUMENTS

5,422,273	A *	6/1995	Garrison	A61B 10/0291 422/547
D385,793	S *	11/1997	Marsal	D24/224
6,180,395	B1 *	1/2001	Skiffington	B01L 3/502 435/287.6
D445,908	S *	7/2001	Conway	D24/216
D457,627	S *	5/2002	Lamb	D24/119
D470,240	S *	2/2003	Niedbala	D24/119
D477,669	S *	7/2003	Zhou	D24/216
7,452,714	B2 *	11/2008	Eversdijk	A61B 10/0096 15/184
D673,265	S *	12/2012	Nonnemacher	D24/119
D687,143	S *	7/2013	Ogura	D24/119
D717,941	S *	11/2014	Mach	D24/113
2013/0252318	A1 *	9/2013	Taylor	C12N 5/0609 435/283.1
2014/0127809	A1 *	5/2014	Kurek	A61F 2/4601 435/395

* cited by examiner

Primary Examiner — Ian Simmons

Assistant Examiner — Samantha Q Lawrence

(74) *Attorney, Agent, or Firm* — Thomas I. Rozsa

(57) **CLAIM**

The ornamental design for a substance collection device with swab collector, as shown and described.

DESCRIPTION

FIG. 1 is a front perspective view of the enclosed unit for a substance collection device with swab collector, showing my new design;

FIG. 2 is a front view thereof;

FIG. 3 is a rear view thereof;

FIG. 4 is a left side view thereof;

FIG. 5 is a right side view thereof;

FIG. 6 is a top view thereof;

FIG. 7 is a bottom view thereof;

FIG. 8 is a perspective view of the applicator which retains a swab and the swab used to apply a portion of the substance to a surface, the applicator and the swab removed from the apparatus to retain a quantity of the substance;

FIG. 9 is a front view of the applicator which retains a swab and the swab;

FIG. 10 is a rear view of the applicator which retains a swab and the swab;


FIG. 11 is a left side view of the applicator which retains a swab and the swab;

FIG. 12 is a right side view of the applicator which retains a swab and the swab;

FIG. 13 is a top view of the applicator which retains a swab and the swab; and,

FIG. 14 is a bottom view of the applicator which retains a swab and the swab.

1 Claim, 8 Drawing Sheets



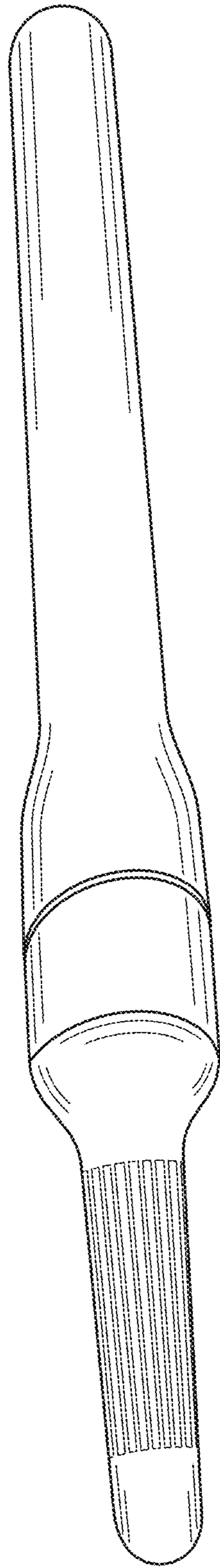


FIG. 1

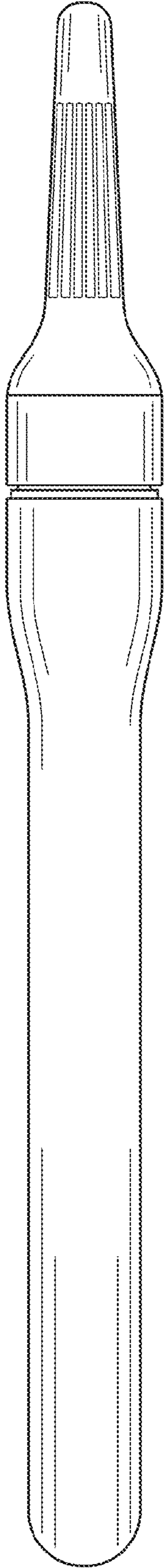


FIG. 2




FIG. 3

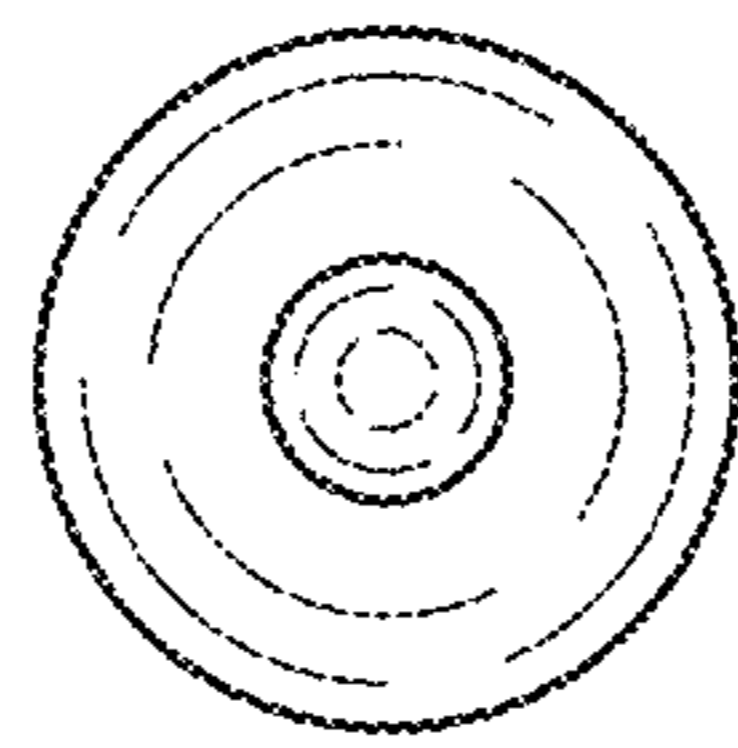


FIG. 4

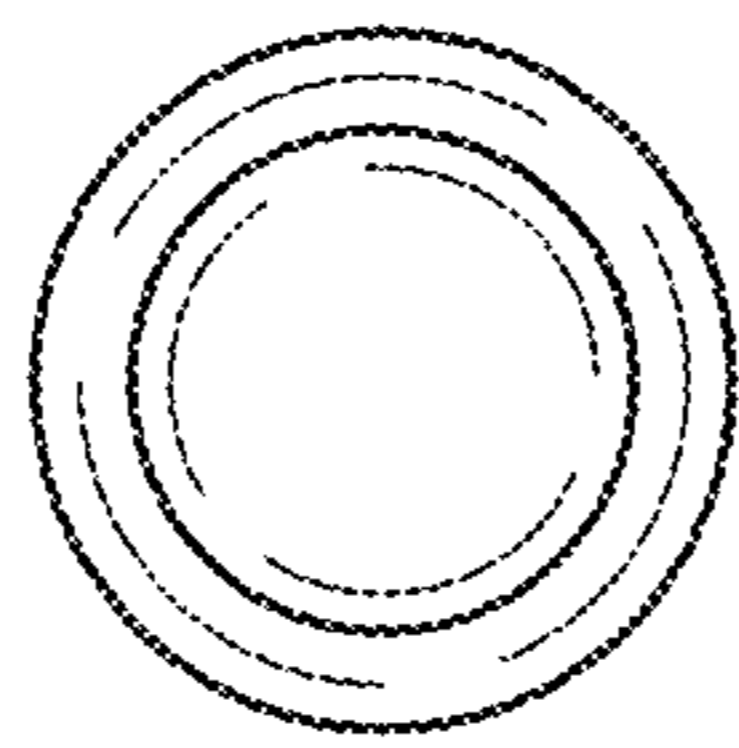


FIG. 5

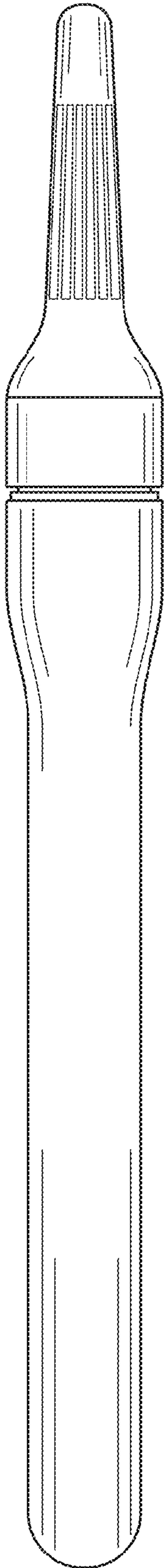


FIG. 6

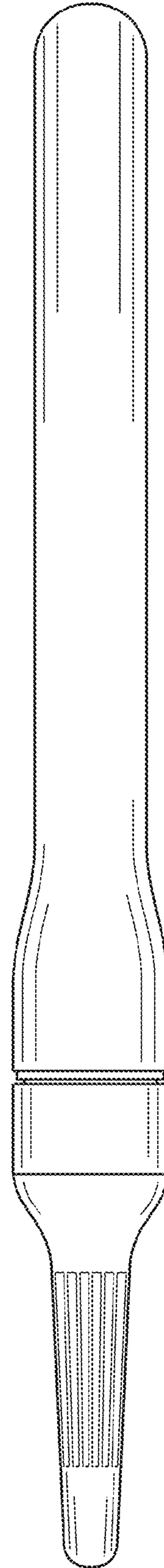


FIG. 7

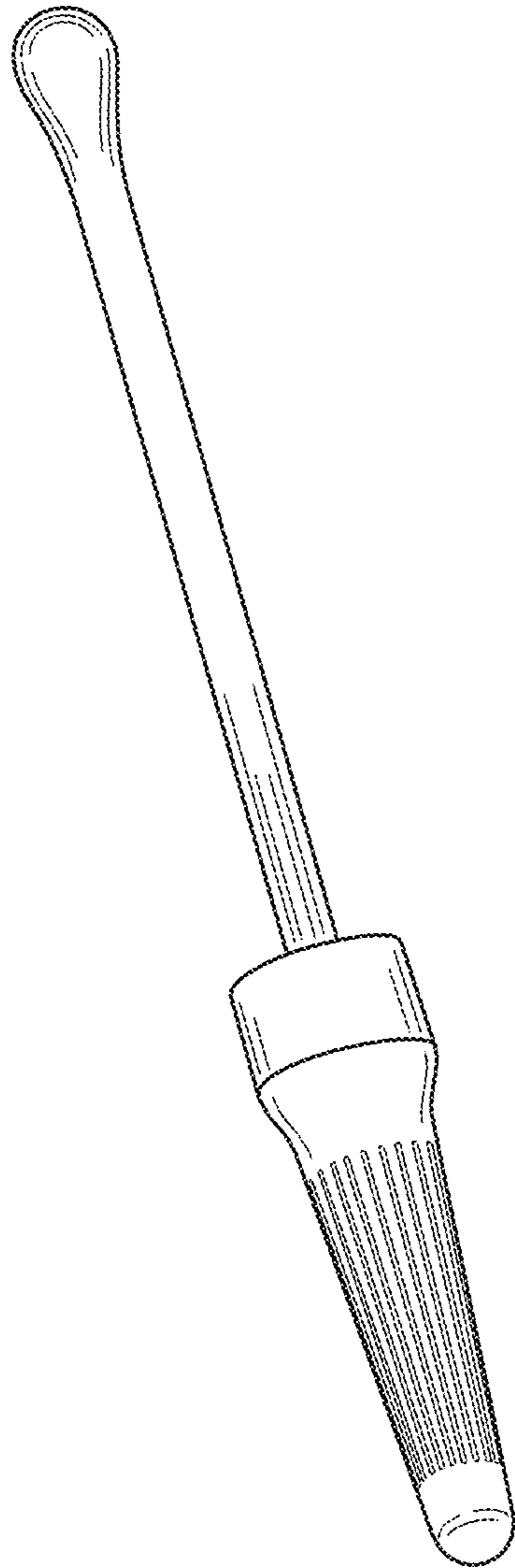


FIG. 8

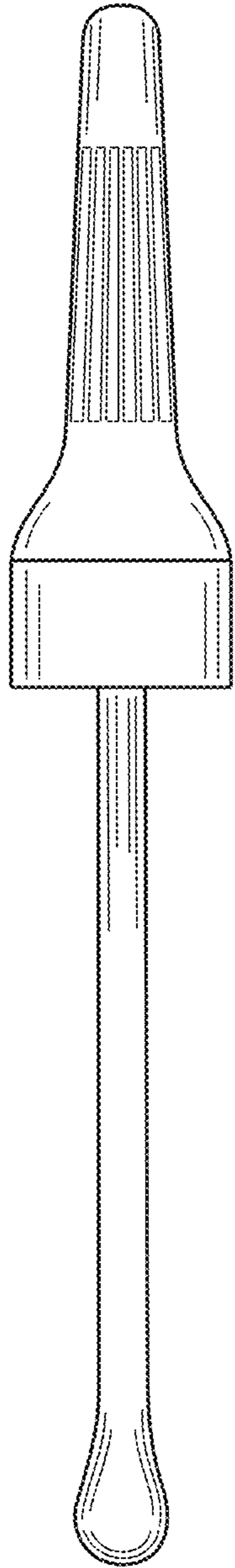


FIG. 9

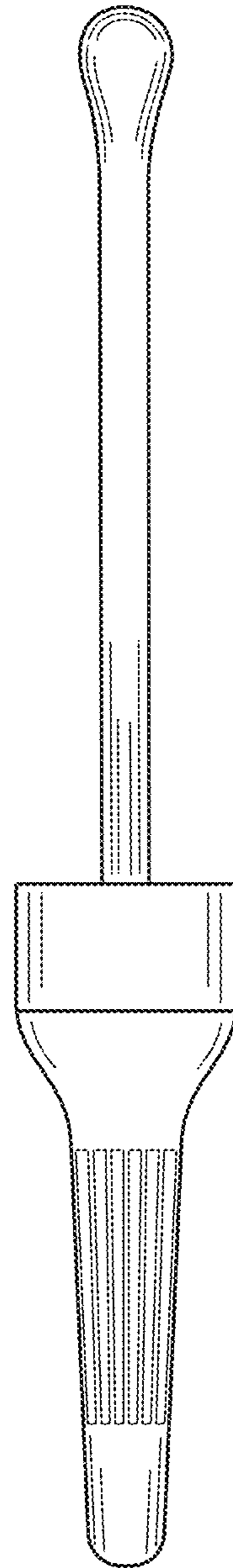


FIG. 10

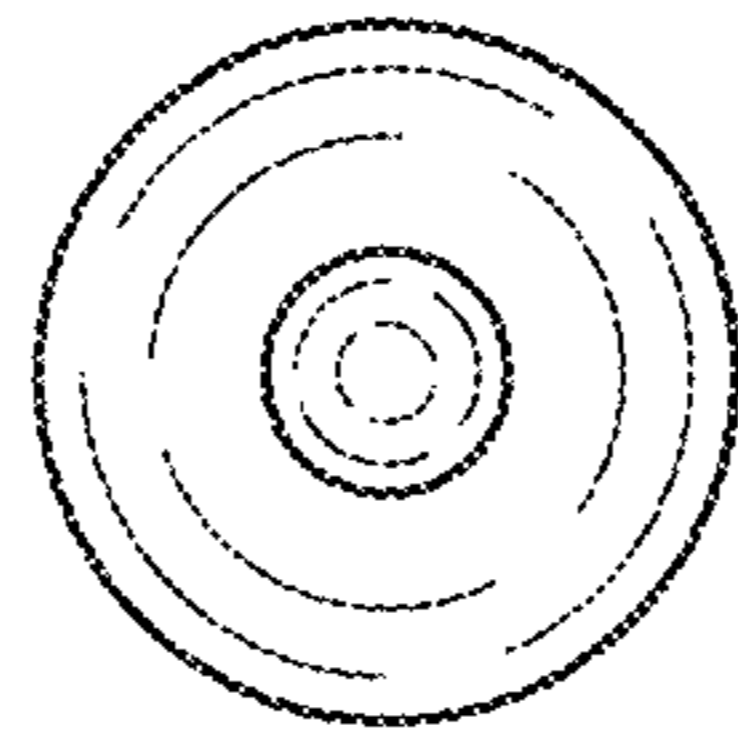


FIG. 11

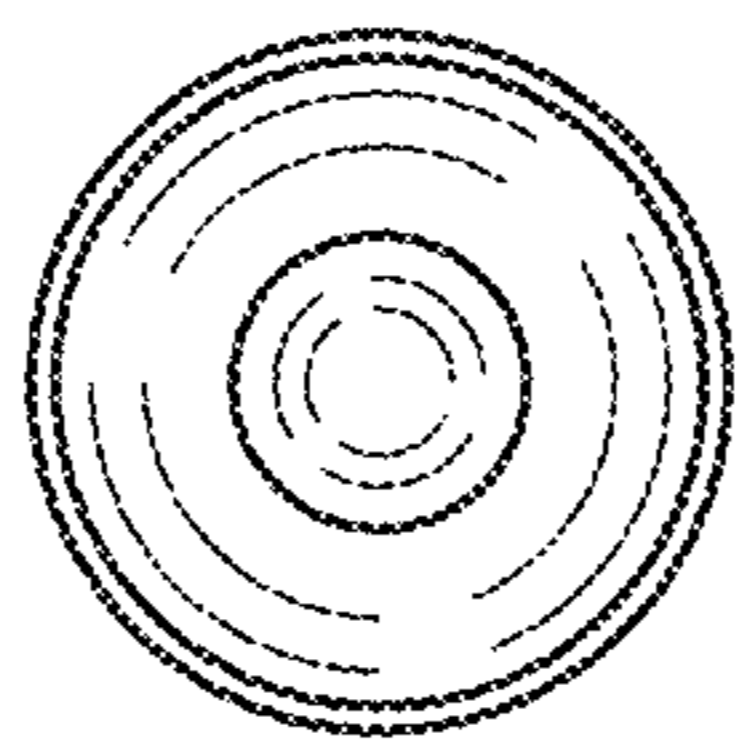


FIG. 12

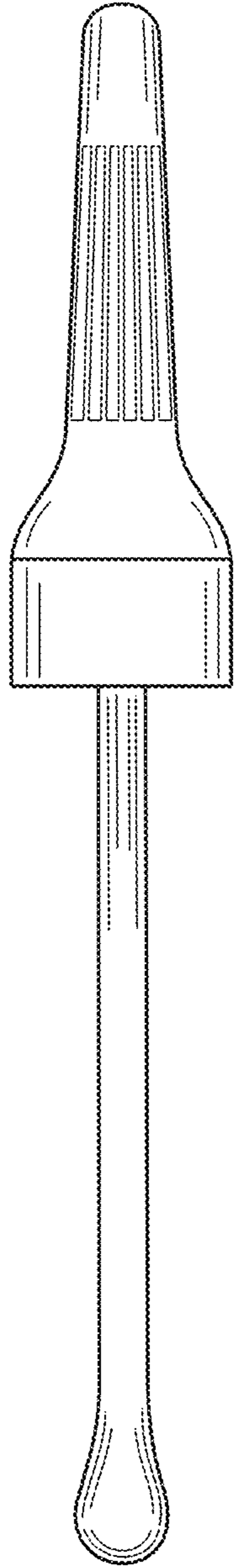


FIG. 13

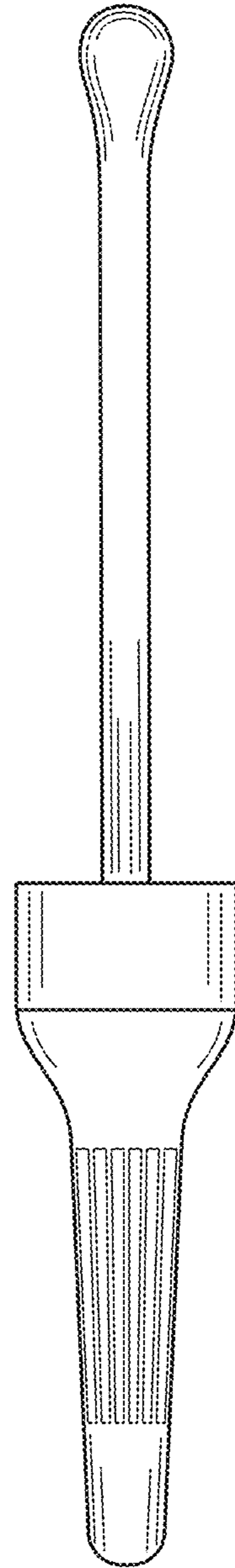


FIG. 14