



US00D765240S

(12) **United States Design Patent**  
**Hauck et al.**

(10) **Patent No.: US D765,240 S**

(45) **Date of Patent: \*\* \*Aug. 30, 2016**

- (54) **AUTOINJECTOR WITHOUT CAP**
- (71) Applicant: **Sanofi**, Paris (FR)
- (72) Inventors: **Claudia Hauck**, Paris (FR); **Helene Capgras**, Paris (FR); **Noriko Hattori**, Tokyo (JP); **Cristina Fernandez**, Paris (FR)
- (73) Assignee: **Sanofi**, Paris (FR)
- (\*) Notice: This patent is subject to a terminal disclaimer.
- (\*\*) Term: **14 Years**
- (21) Appl. No.: **29/525,520**
- (22) Filed: **Apr. 30, 2015**
- (51) **LOC (10) Cl.** ..... **24-02**
- (52) **U.S. Cl.**  
USPC ..... **D24/113**
- (58) **Field of Classification Search**  
USPC ..... D24/112-114, 108, 133, 130, 127, 186;  
606/181, 185; 604/264, 272, 187, 181,  
604/184, 227  
CPC ..... A61M 5/178; A61M 3/00; A61M 5/20;  
A61M 5/31; A61M 5/3146; A61M 5/3129;  
A61M 5/3148; A61M 5/315  
See application file for complete search history.

- D696,774 S \* 12/2013 Guarraia ..... D24/113
- D697,205 S \* 1/2014 Schneider ..... D24/113
- D708,317 S \* 7/2014 Schneider ..... D24/113
- D714,932 S \* 10/2014 Hall ..... D24/112
- D715,422 S \* 10/2014 Hall ..... D24/112

**OTHER PUBLICATIONS**

Examination Report in NZ Application No. 420861, dated Nov. 10, 2015, 2 pages.  
 Screenshots relating to "Auto Injector citations by SHL Group," publically visible from Dec. 30, 2014, 4 pages.  
 Design U.S. Appl. No. 29/525,513; Autoinjector; Claudia Hauck et al.; filed Apr. 30, 2015.

(Continued)

*Primary Examiner* — David Muller

(74) *Attorney, Agent, or Firm* — Fish & Richardson P.C.

(57) **CLAIM**

The ornamental design for an autoinjector without cap, as shown and described.

**DESCRIPTION**

The patent or application contains at least one drawing executed in color. Copies of this patent or patent application with color drawing(s) will be provided by the Office upon request and payment of the necessary fee.

FIG. 1 is a front top left perspective view of an autoinjector without cap showing our new design;  
 FIG. 2 is a front elevation view thereof;  
 FIG. 3 is a rear elevation view thereof;  
 FIG. 4 is a bottom plan view thereof;  
 FIG. 5 is a top plan view thereof;  
 FIG. 6 is a left side view thereof; and,  
 FIG. 7 is a right side view thereof.


The broken line showing of parts of the drawings is included for the purpose of illustrating use and environment and forms no part of the claimed design.

**1 Claim, 4 Drawing Sheets**  
**(4 of 4 Drawing Sheet(s) Filed in Color)**

(56) **References Cited**

**U.S. PATENT DOCUMENTS**

- D620,106 S \* 7/2010 Van der Stappen ..... D24/113
- D622,374 S \* 8/2010 Julian ..... D24/113
- D627,061 S \* 11/2010 Van der Stappen ..... D24/113
- D687,543 S \* 8/2013 Pala ..... D24/113
- D688,790 S \* 8/2013 Guarraia ..... D24/113
- D688,791 S \* 8/2013 Guarraia ..... D24/113
- D696,397 S \* 12/2013 Guarraia ..... D24/113
- D696,773 S \* 12/2013 Schneider ..... D24/113



(56)

**References Cited**

## OTHER PUBLICATIONS

Design U.S. Appl. No. 29/525,514; Autoinjector Without Cap; Claudia Hauck et al.; filed Apr. 30, 2015.

Design U.S. Appl. No. 29/525,518; Autoinjector; Claudia Hauck et al.; filed Apr. 30, 2015.

<http://www.pegasys.com/patient/on-treatment/how-to-take-pegasys/pegasys-proclick-autoinjector/>; Data Sheet for Pegasys ProClick Autoinjector; accessed Apr. 21, 2015.

<http://sumainject.mobi/page/5>; Sun Pharma Sumatriptan Injection Refill Reminders email contact page; accessed Apr. 21, 2015.

[http://www.takeda.com/news/2013/20130610\\_5815.html](http://www.takeda.com/news/2013/20130610_5815.html); Takeda; Apr.-Jun. 2013 Newsroom Release Jun. 10, 2013; Pfizer Japan and Takeda Launch “Enbrel Subcutaneous Injection 50mg Pen 1.0mL”, New Method of Administration for Rheumatoid Arthritis Treatment Enbrel; accessed Apr. 21, 2015.

<http://www.shl-group.com/product/dai-rns-auto-injector/>; Data Sheet for SHL Group Medical Products DAI-RNS Auto Injector; accessed Apr. 21, 2015.

[http://www.pharmaceutical-technology.com/contractors/drug\\_delivery/shl-group/shl-group2.html](http://www.pharmaceutical-technology.com/contractors/drug_delivery/shl-group/shl-group2.html); Pharmaceutical-Technology.

com; SHL Group; SHL-Autoinjectors, Pen Injectors and Inhaler Systems; accessed Apr. 21, 2015.

[http://www.tjskl.org.cn/images/czabe180-pz2017a03-dai\\_rns\\_auto\\_injector.html](http://www.tjskl.org.cn/images/czabe180-pz2017a03-dai_rns_auto_injector.html); Webpage—Contact Us Section; accessed Apr. 21, 2015.

<http://www.shl-group.com/product/dai-auto-injector-trainer/>; Data Sheet for SHL Group Medical Products DAI Auto Injector Trainer; accessed Apr. 21, 2015.


<http://tommythematerialgirl.blogspot.com/2013/06/a-little-prick.html>; Tommy the Material Girl blog page; A Little Prick; accessed Apr. 21, 2015.

[http://www.isips.org/page/safety\\_products/autoinjection\\_syringe](http://www.isips.org/page/safety_products/autoinjection_syringe); Information Page for ISIPS; Autoinjection Syringe; accessed Apr. 21, 2015.


[http://www.2care.nl/aranesp\\_en\\_aranesp\\_sureClick.html](http://www.2care.nl/aranesp_en_aranesp_sureClick.html); Amgen Aranesp en Aranesp SureClick; accessed Apr. 21, 2015.

<http://www.drug3k.com/imagepages/12771/image10.html>; Data Sheet for Aranesp Darbeoetin Alfa—Inj SureClick Autoinjector (USA); accessed Apr. 21, 2015.


\* cited by examiner




**FIG. 1**




**FIG. 2**



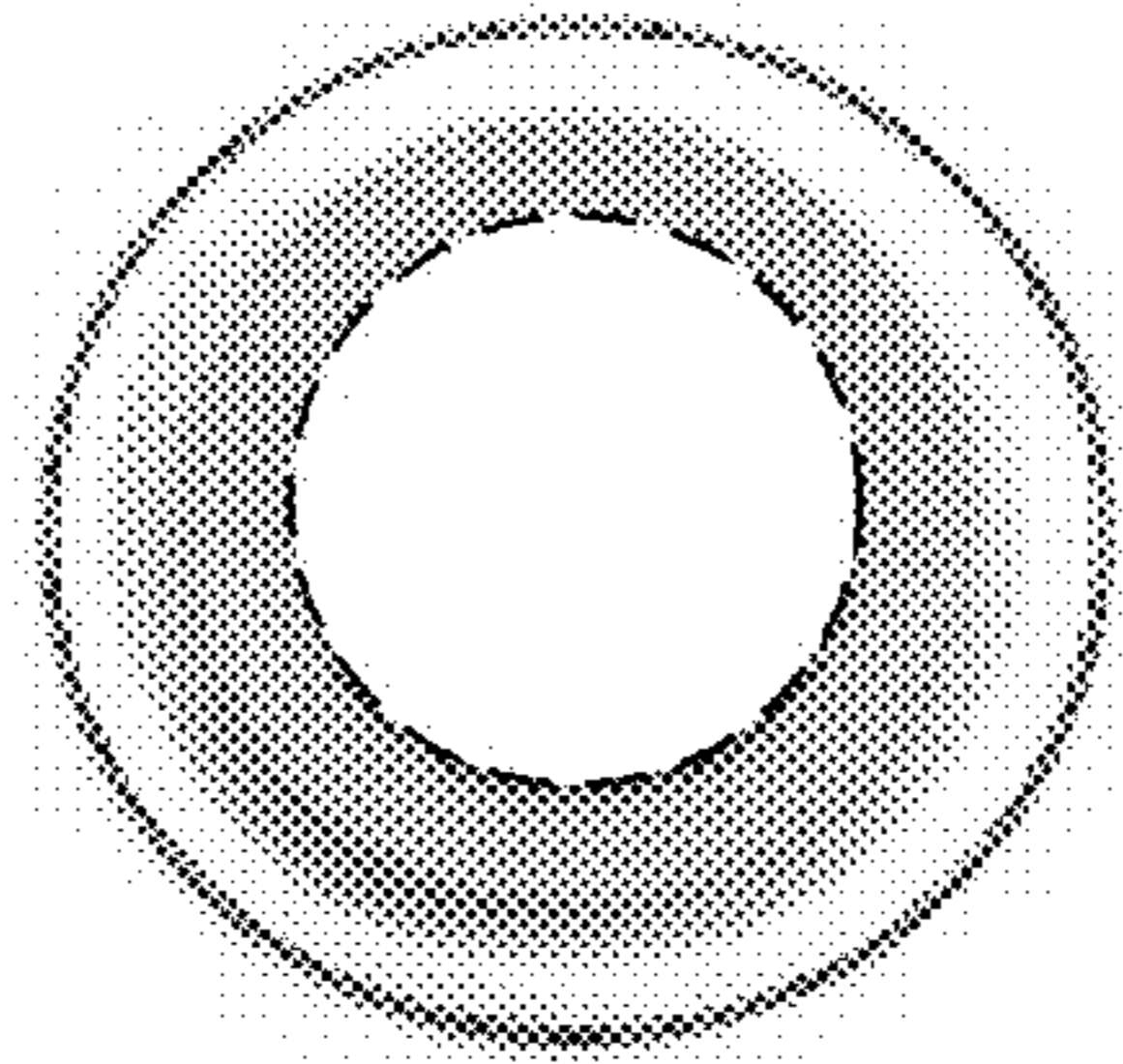
**FIG. 3**




**FIG. 4**



**FIG. 5**



**FIG. 6**



**FIG. 7**