



US00D765230S

(12) **United States Design Patent**
Dabner

(10) **Patent No.:** **US D765,230 S**

(45) **Date of Patent:** **** Aug. 30, 2016**

(54) **TOILET LID CUSHION**

Primary Examiner — Robert Delehanty

(74) *Attorney, Agent, or Firm* — Thomas R. Lampe

(71) Applicant: **Marvin Joseph Dabner**, Castro Valley, CA (US)

(72) Inventor: **Marvin Joseph Dabner**, Castro Valley, CA (US)

(57) **CLAIM**

The ornamental design for a toilet lid cushion, as shown and described.

(**) Term: **15 Years**

(21) Appl. No.: **29/538,858**

DESCRIPTION

(22) Filed: **Sep. 9, 2015**

(51) **LOC (10) Cl.** **23-02**

(52) **U.S. Cl.**
USPC **D23/311**

(58) **Field of Classification Search**
USPC D23/311, 303, 295, 300–301, 309;
D6/601
CPC A47K 13/00; A47K 13/24
See application file for complete search history.

FIG. 1 is a perspective view of a first embodiment of toilet lid cushion showing my new design covering the lid of a toilet;
FIG. 2 is a front view thereof;
FIG. 3 is a right side view thereof;
FIG. 4 is a top view thereof;
FIG. 5 is a left side view thereof;
FIG. 6 is a rear view thereof;
FIG. 7 is a bottom view thereof;
FIG. 8 is a perspective view of a second embodiment showing my new design;
FIG. 9 is a front view thereof
FIG. 10 is a right side view thereof
FIG. 11 is a top view thereof
FIG. 12 is a left side view thereof
FIG. 13 is a rear view thereof; and,
FIG. 14 is a bottom view thereof.
The toilet seat portion shown by broken lines in FIGS. 1 and 8 of the drawing represent environment subject matter and the seat portion shown in broken line forms no part of the claimed design.

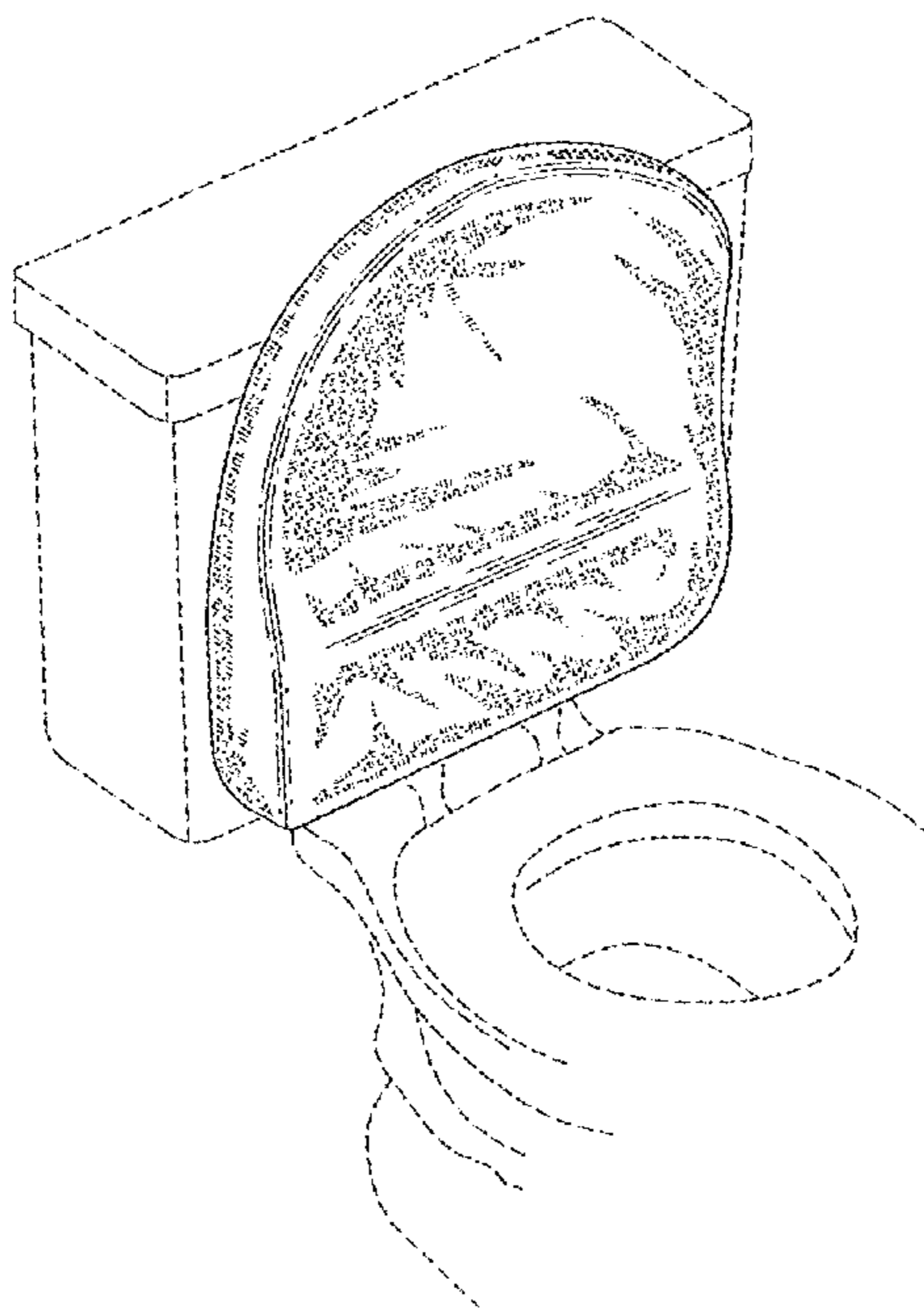
(56) **References Cited**

U.S. PATENT DOCUMENTS

2,642,582	A *	6/1953	Patton	A47C 7/185 4/242.1
D314,043	S *	1/1991	Beller	D23/311
D403,195	S *	12/1998	Irwin-Tesmer	D6/610
6,142,565	A *	11/2000	Rieder	A47C 31/11 297/219.1
D446,289	S *	8/2001	Dabner	D23/311
D600,335	S *	9/2009	Cleppe	D23/311
D644,831	S *	9/2011	Smith	D3/8

* cited by examiner

1 Claim, 4 Drawing Sheets



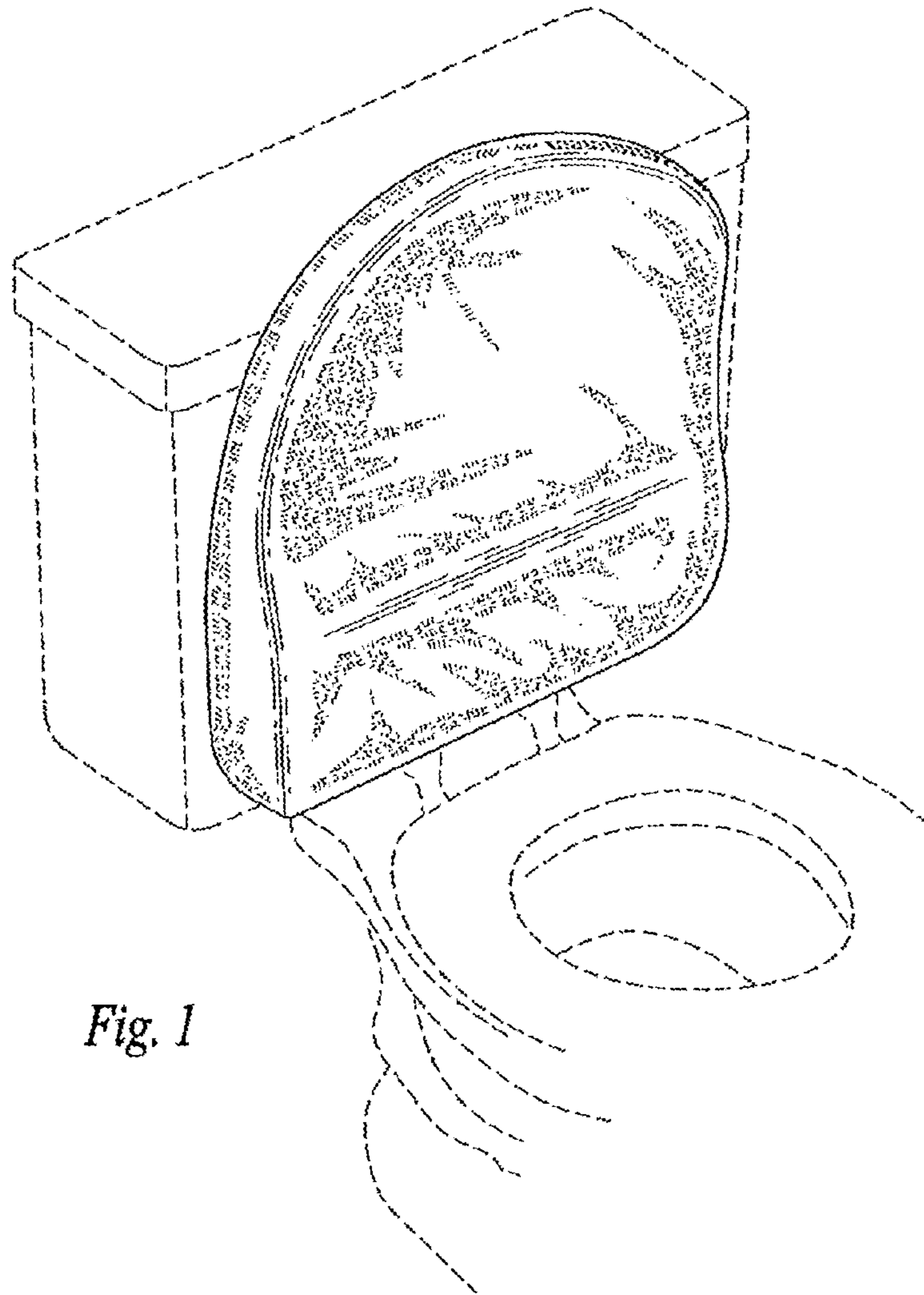


Fig. 1

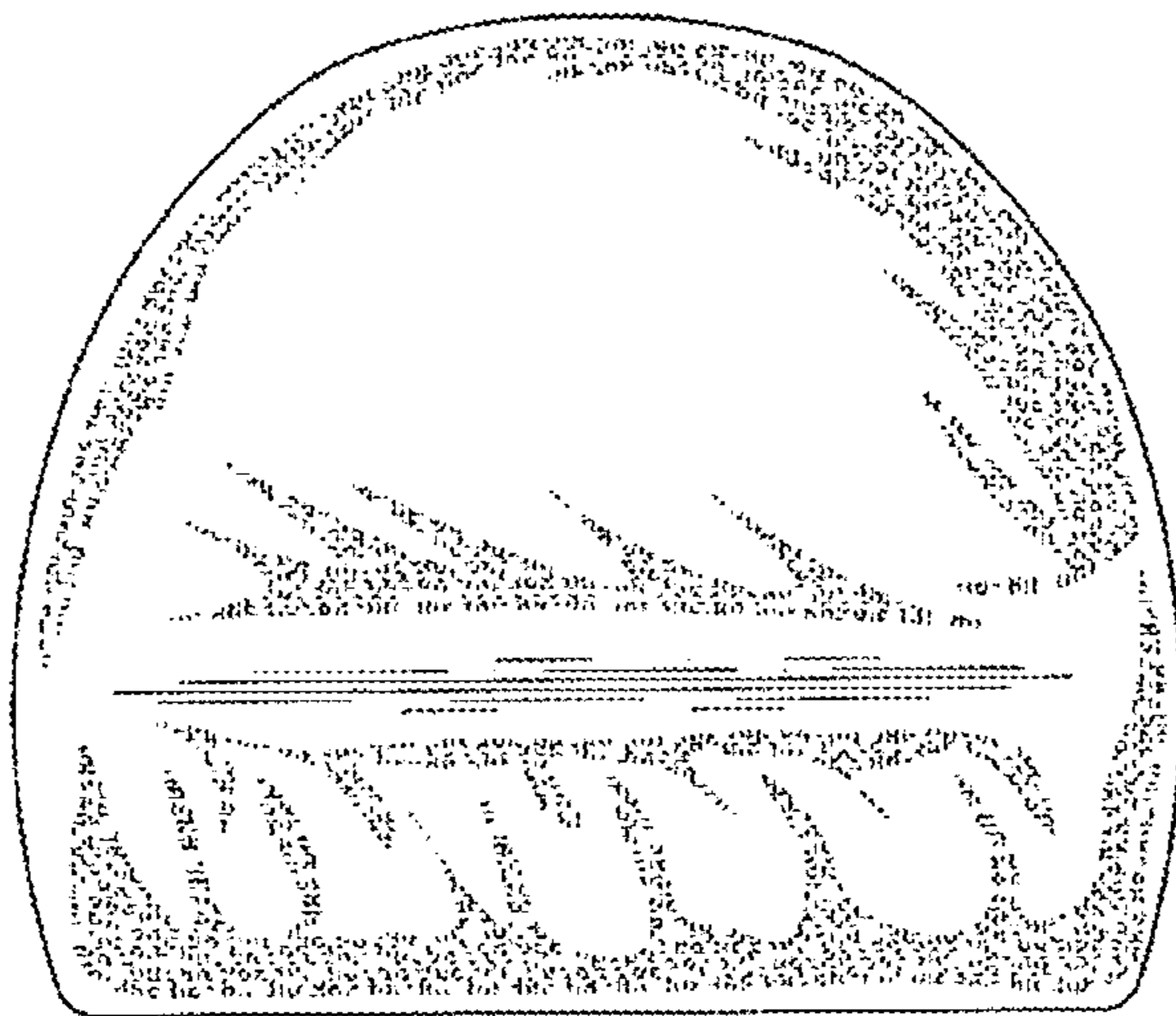


Fig. 2




Fig. 3




Fig. 4




Fig. 5




Fig. 6




Fig. 7

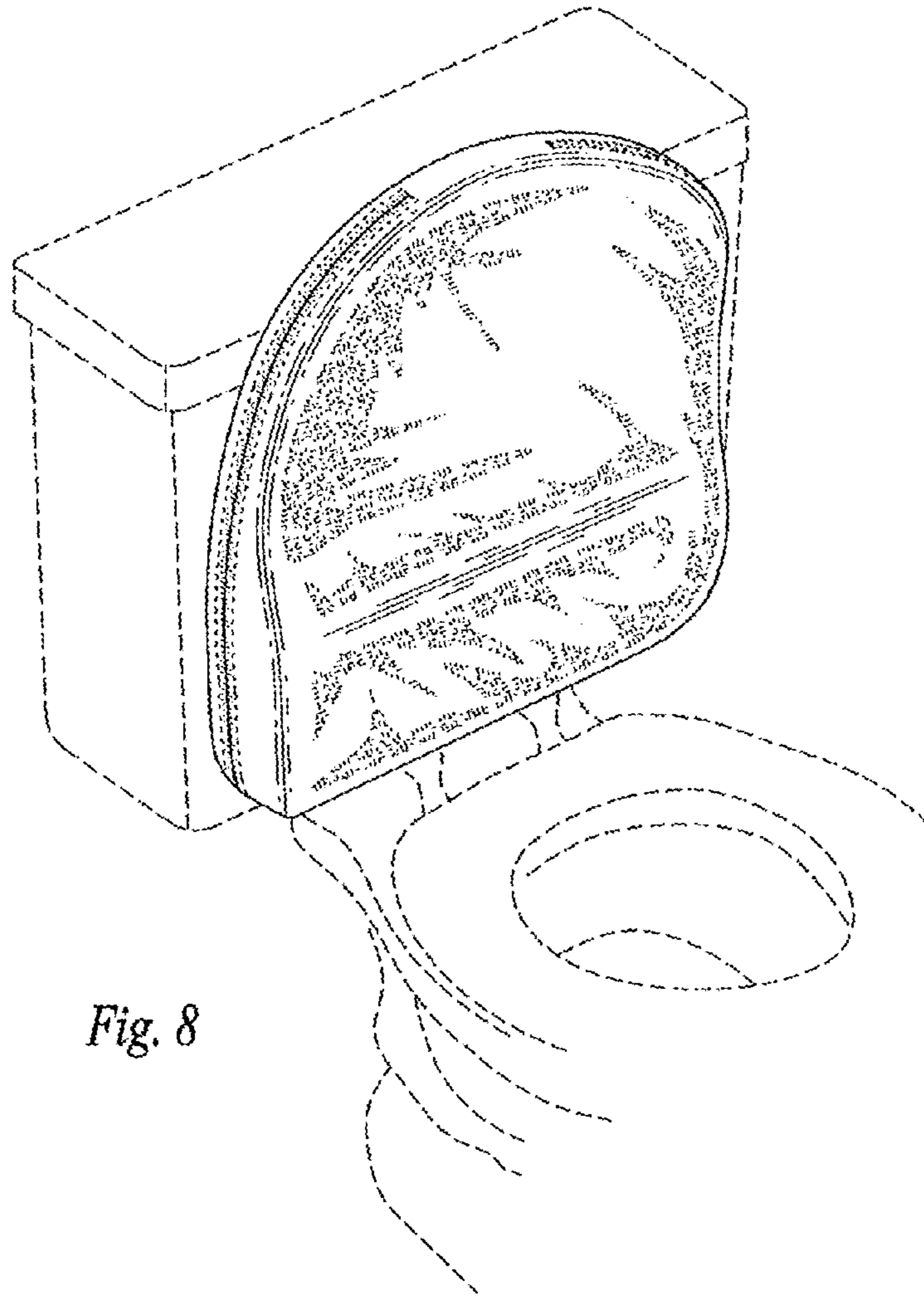


Fig. 8

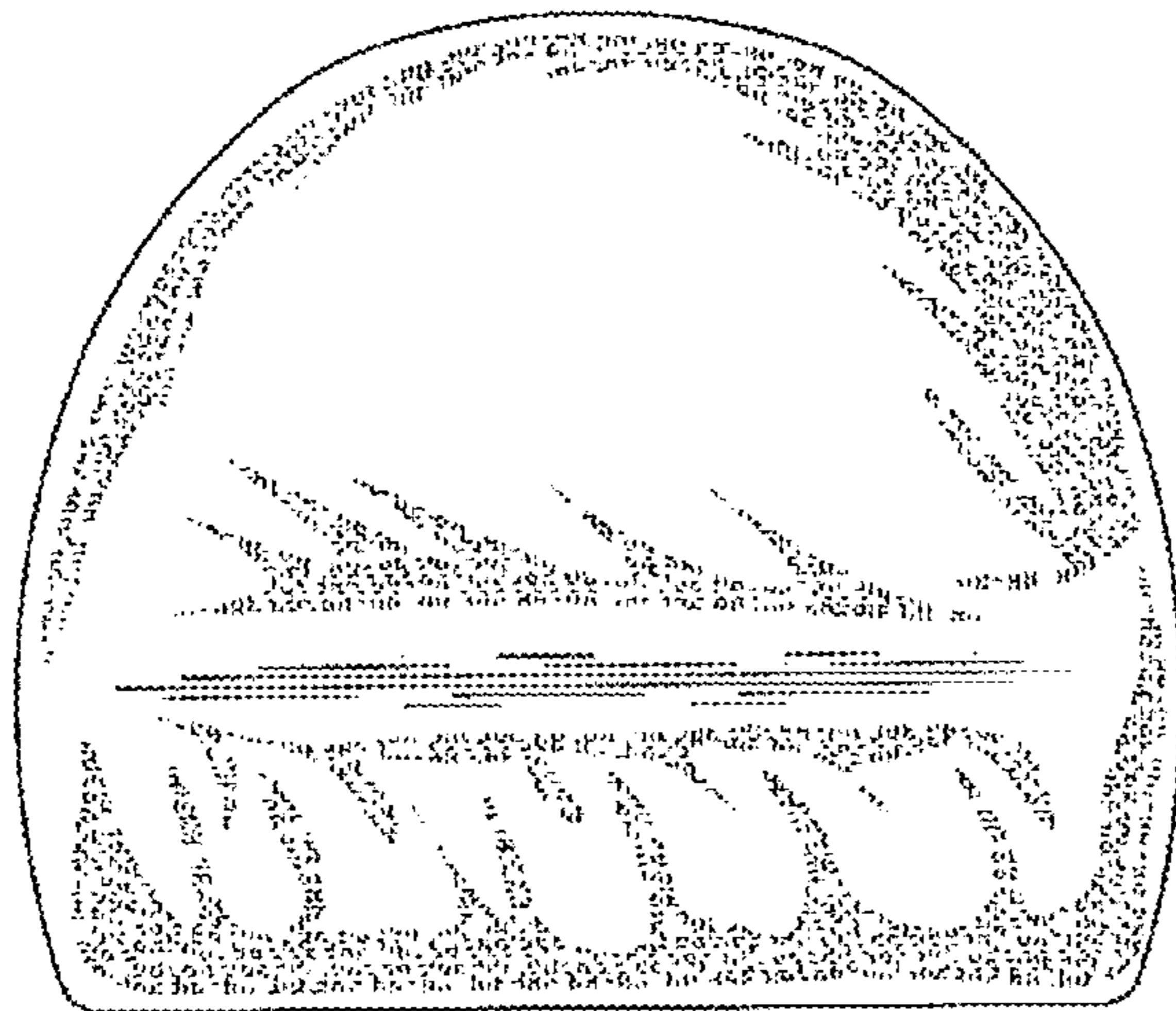


Fig. 9




Fig. 10




Fig. 11




Fig. 12




Fig. 13




Fig. 14