

US00D765225S

(12) **United States Design Patent** (10) **Patent No.:** **US D765,225 S**
Rexach (45) **Date of Patent:** **** Aug. 30, 2016**

(54) **FAUCET HAND SPRAYER**
(71) Applicant: **Kohler Co.**, Kohler, WI (US)
(72) Inventor: **Rafael A. Rexach**, Sheboygan, WI (US)
(73) Assignee: **KOHLER CO.**, Kohler, WI (US)
(**) Term: **15 Years**
(21) Appl. No.: **29/543,039**
(22) Filed: **Oct. 20, 2015**

D478,153 S 8/2003 Friedrich
D482,757 S 11/2003 Blomstrom
D482,758 S 11/2003 Bates et al.
D483,093 S 12/2003 Bates et al.
D484,217 S * 12/2003 Lord D23/226
D486,885 S * 2/2004 Graves D23/223
D487,916 S 3/2004 Lord
D500,549 S 1/2005 Blomstrom
D506,244 S * 6/2005 Burnworth D23/226
D508,108 S 8/2005 Blomstrom
D516,177 S 2/2006 Ouyoung
D516,681 S 3/2006 Gilbert
D530,795 S 10/2006 Sutopo
D531,273 S 10/2006 Tsai
D534,621 S 1/2007 Chu et al.
D534,987 S 1/2007 Eilmus
D562,947 S 2/2008 Zhang

Related U.S. Application Data

(62) Division of application No. 29/509,189, filed on Nov. 14, 2014, now Pat. No. Des. 750,205.
(51) **LOC (10) Cl.** **23-01**
(52) **U.S. Cl.**
USPC **D23/226**
(58) **Field of Classification Search**
USPC D23/213, 223, 226; 239/525, 526, 459
CPC B05B 1/00; B05B 9/01
See application file for complete search history.

(Continued)
Primary Examiner — Robin V Webster
(74) *Attorney, Agent, or Firm* — Foley & Lardner LLP

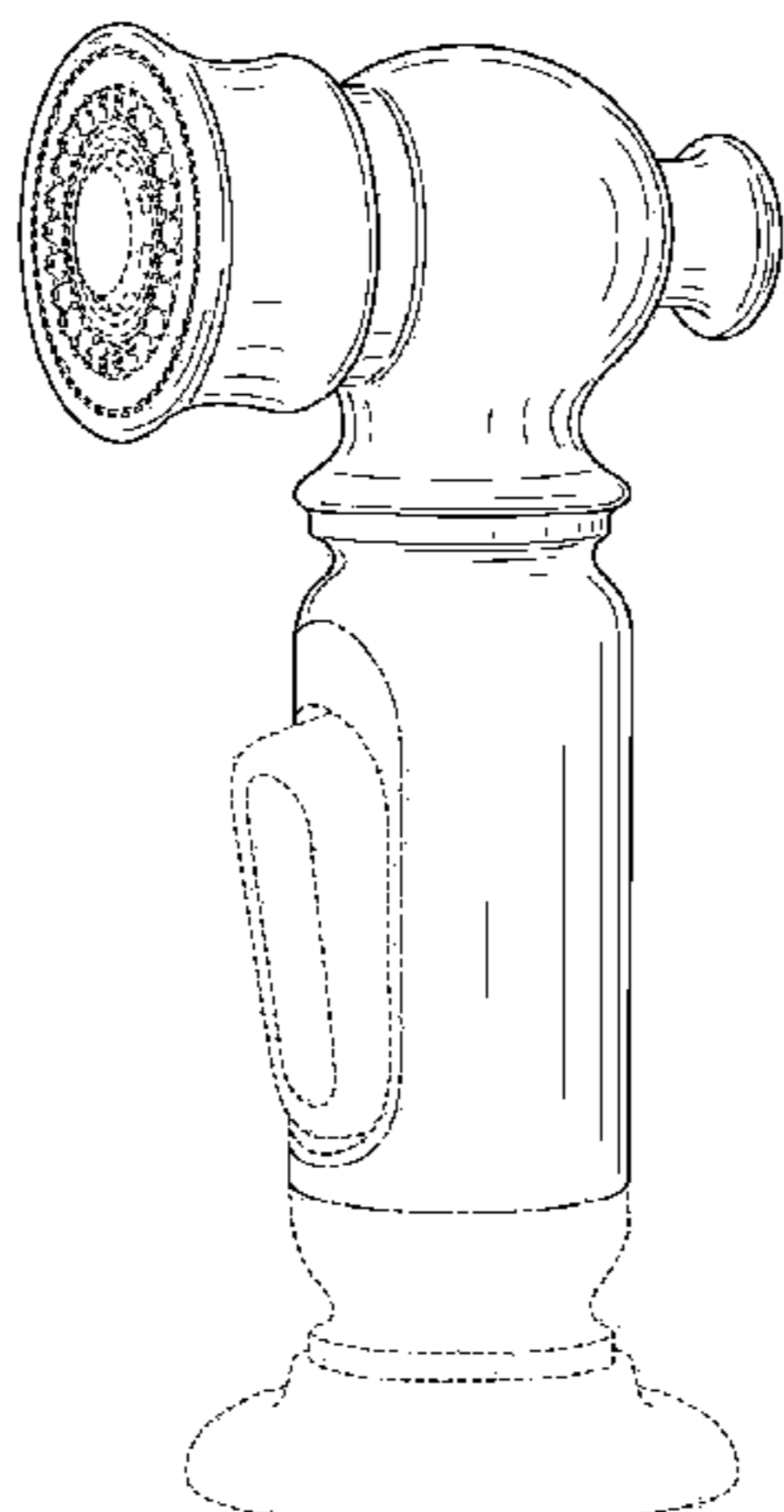
(57) **CLAIM**
I claim the ornamental design for a faucet hand sprayer, as shown and described.

DESCRIPTION

FIG. 1 is a top, front, right, perspective view of an embodiment of the claimed design;
FIG. 2 is a right elevation view thereof;
FIG. 3 is a left elevation view thereof;
FIG. 4 is a front elevation view thereof;
FIG. 5 is a rear elevation view thereof;
FIG. 6 is a top plan view thereof; and,
FIG. 7 is a bottom plan view thereof.
The ornamental design which is claimed is shown in solid lines in the drawings. The broken lines in the drawings form no part of the claimed design. Broken lines formed by equal length dashes show unclaimed subject matter. Broken lines formed by unequal length dashes (i.e., dash-dot) define bounds of the claimed design.

(56) **References Cited**
U.S. PATENT DOCUMENTS
1,838,290 A 12/1931 Steckel
D318,905 S 8/1991 Reid
D348,509 S 7/1994 Bollenbacher
D349,208 S 8/1994 Bollenbacher
D349,328 S 8/1994 Bollenbacher
D349,331 S 8/1994 Bollenbacher
D349,948 S 8/1994 Bollenbacher et al.
D350,184 S 8/1994 Kohler, Jr.
D350,390 S 9/1994 Bollenbacher
D352,095 S 11/1994 Bollenbacher
D354,548 S 1/1995 Bollenbacher et al.
D468,395 S * 1/2003 Lord D23/223
D471,617 S * 3/2003 Zhao D23/226
D471,964 S 3/2003 Bates et al.

1 Claim, 6 Drawing Sheets



(56)

References Cited

U.S. PATENT DOCUMENTS

D568,440 S *	5/2008	Pan	D23/223	D636,850 S	4/2011	Shieh	
D579,080 S	10/2008	Zhang			D641,068 S *	7/2011	Pendleton D23/226
D579,516 S *	10/2008	Hsu	D23/223	D641,454 S	7/2011	McKeone	
D581,486 S *	11/2008	Fulford	D23/223	D645,944 S	9/2011	Gilbert	
D582,011 S	12/2008	Yuan			D651,454 S	1/2012	Chin	
D582,510 S *	12/2008	Tsai	D23/213	D713,508 S	9/2014	Downey et al.	
D591,402 S	4/2009	Eckhaus			D713,510 S	9/2014	Downey et al.	
7,533,683 B2	5/2009	Ortega et al.			D717,928 S	11/2014	Rexach et al.	
D617,418 S *	6/2010	Lin	D23/223	D718,420 S	11/2014	Rexach et al.	
					D718,425 S	11/2014	Rexach et al.	
					D718,426 S	11/2014	Rexach et al.	
					9,151,405 B2	10/2015	Marotz et al.	

* cited by examiner

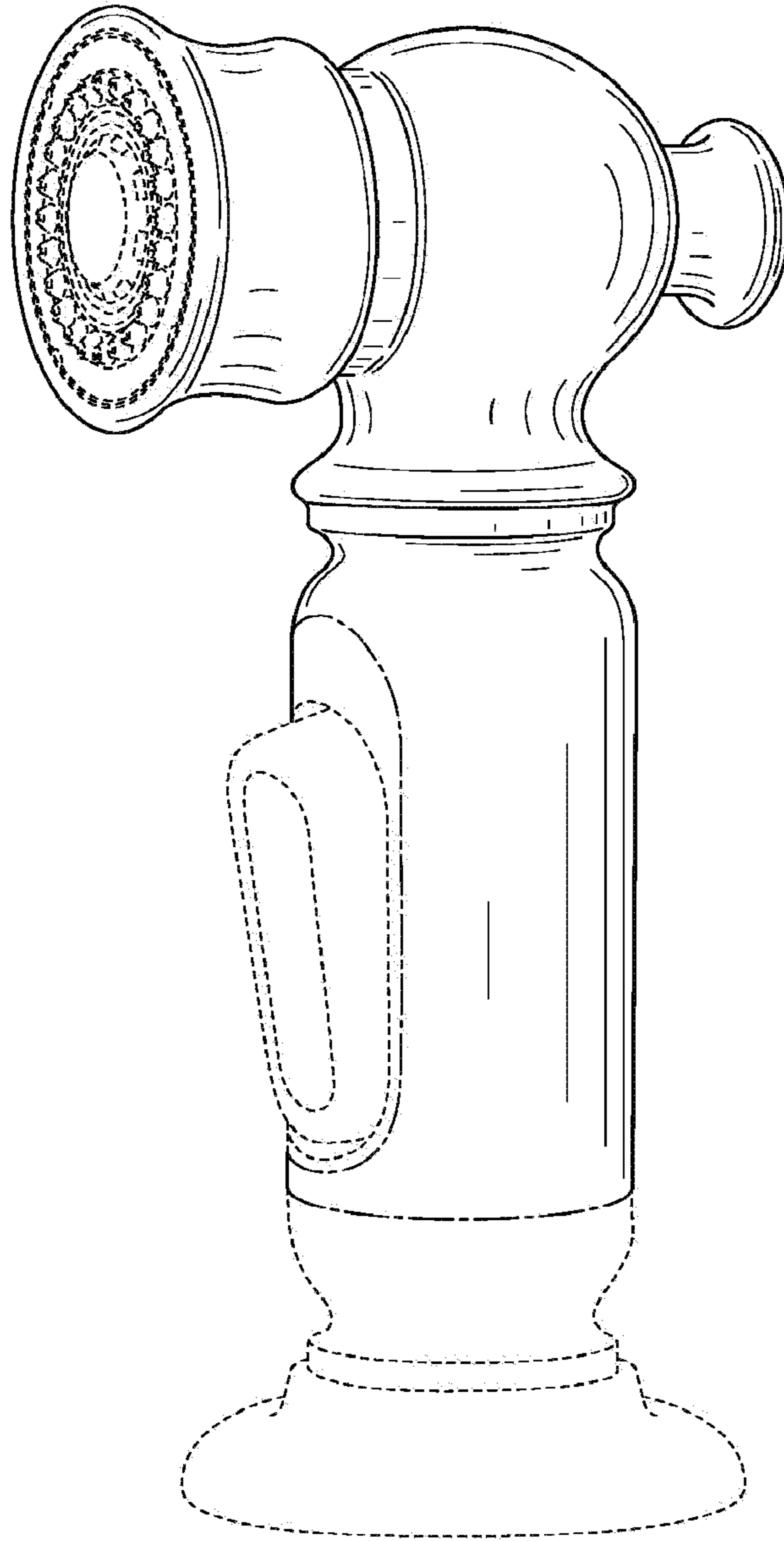


FIG. 1

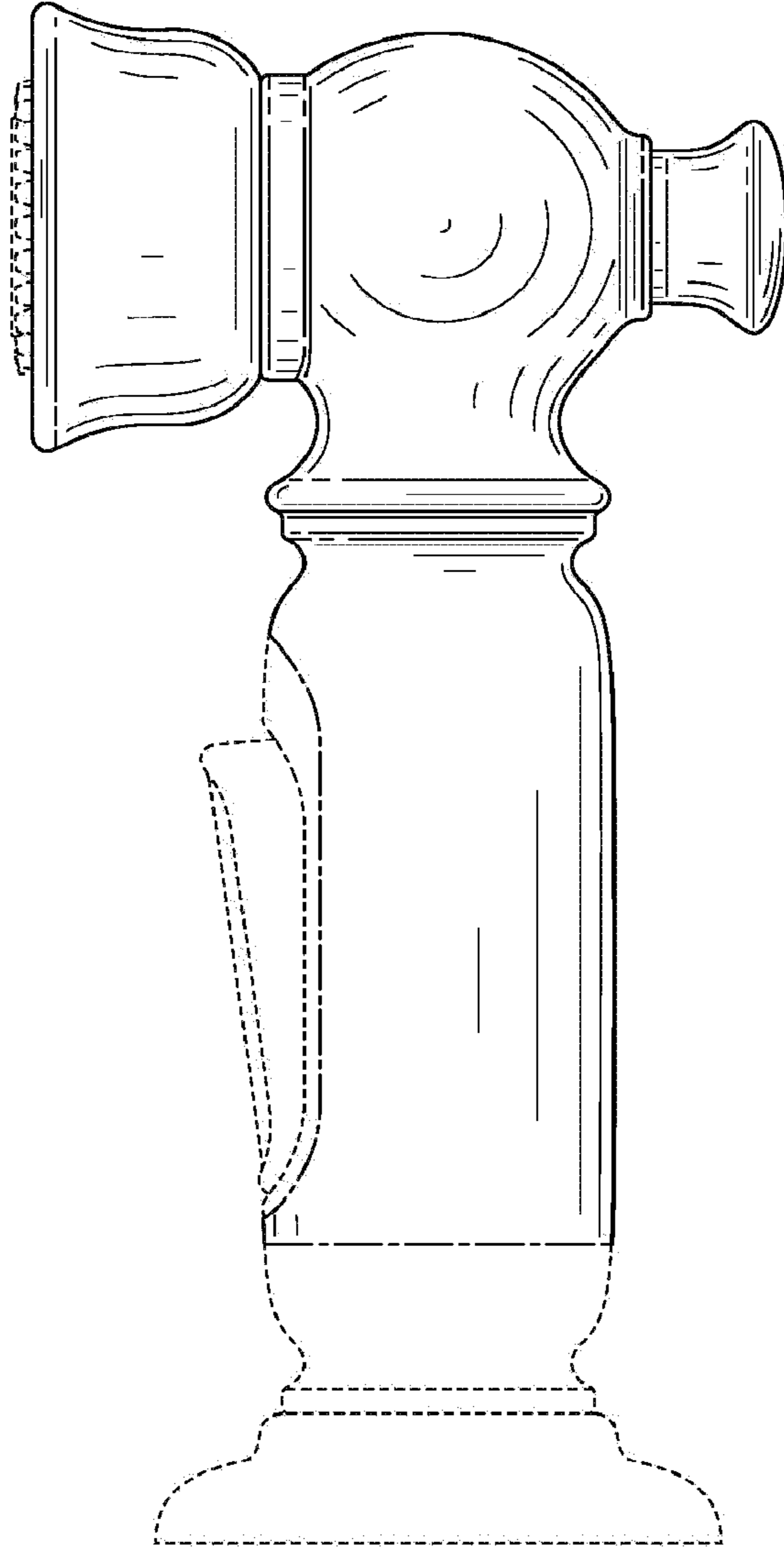


FIG. 2

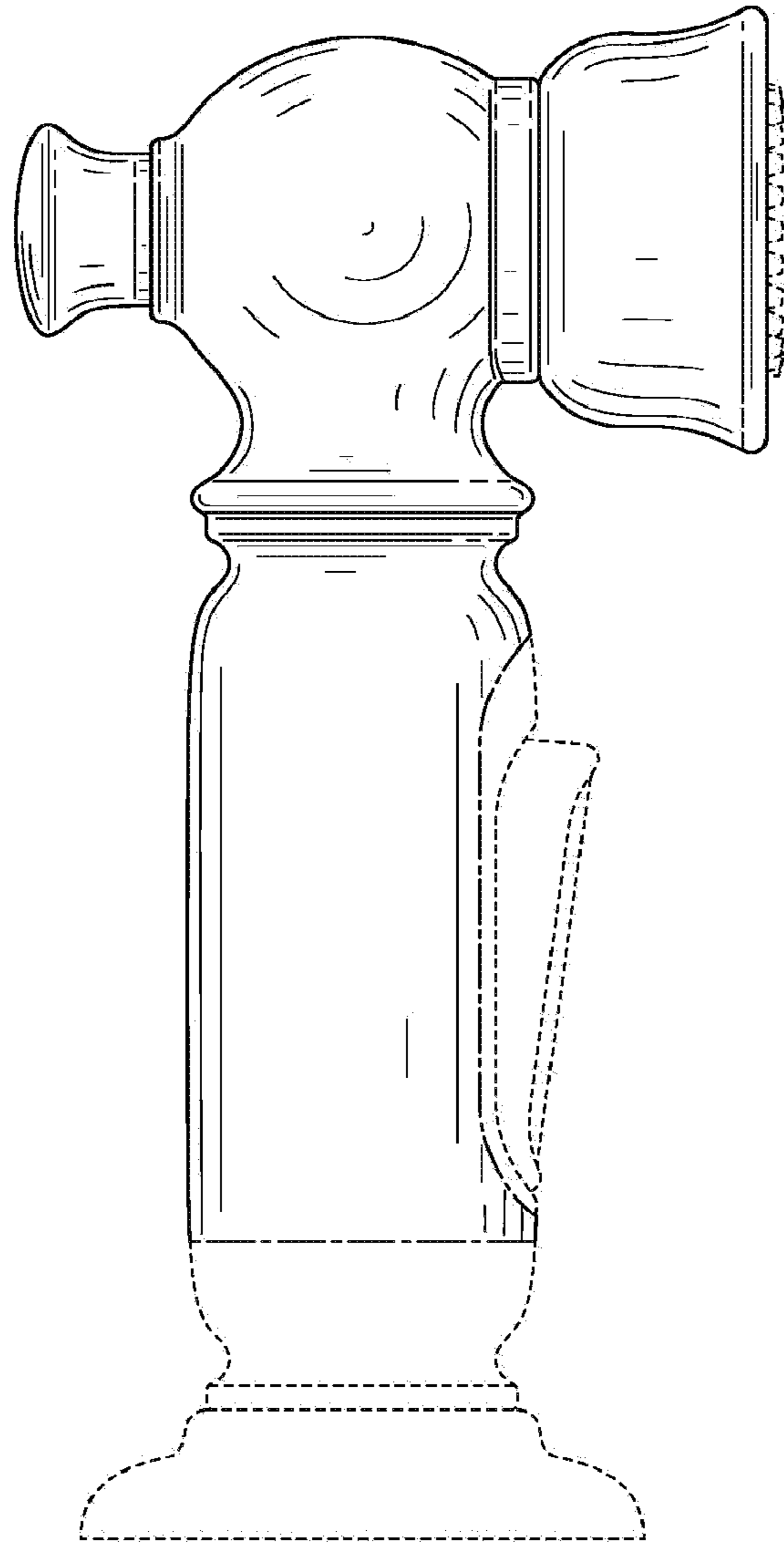


FIG. 3

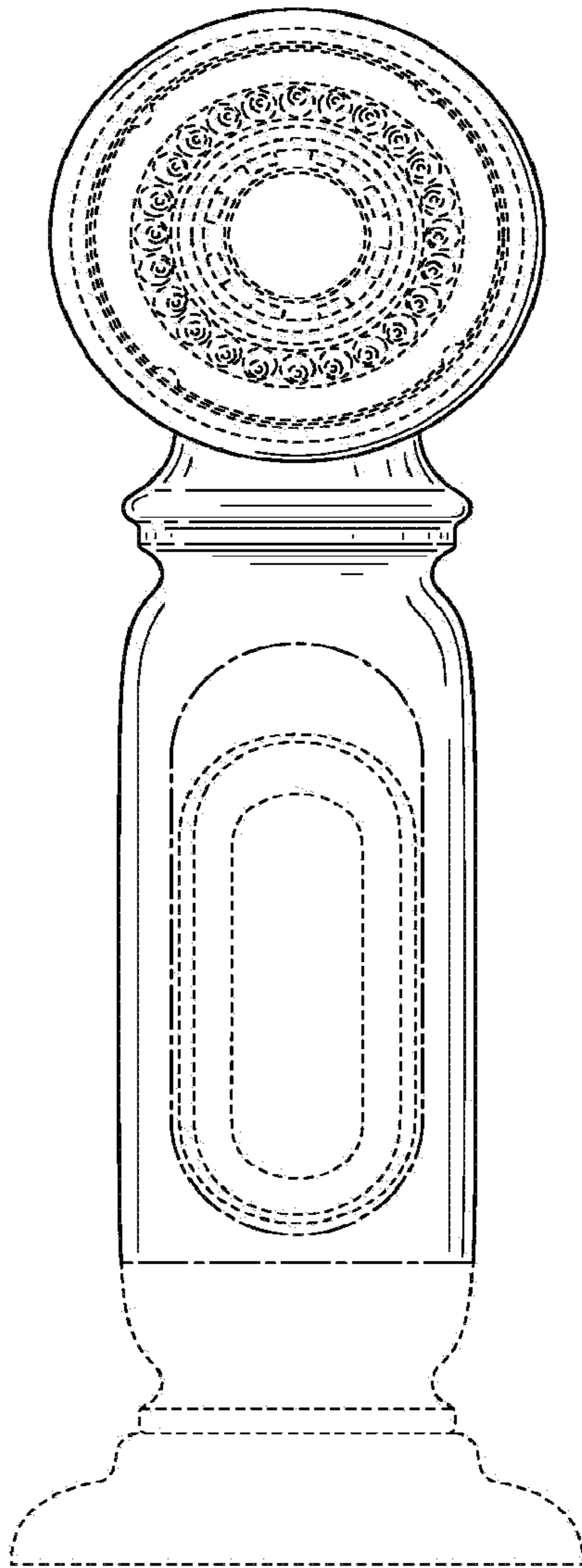


FIG. 4

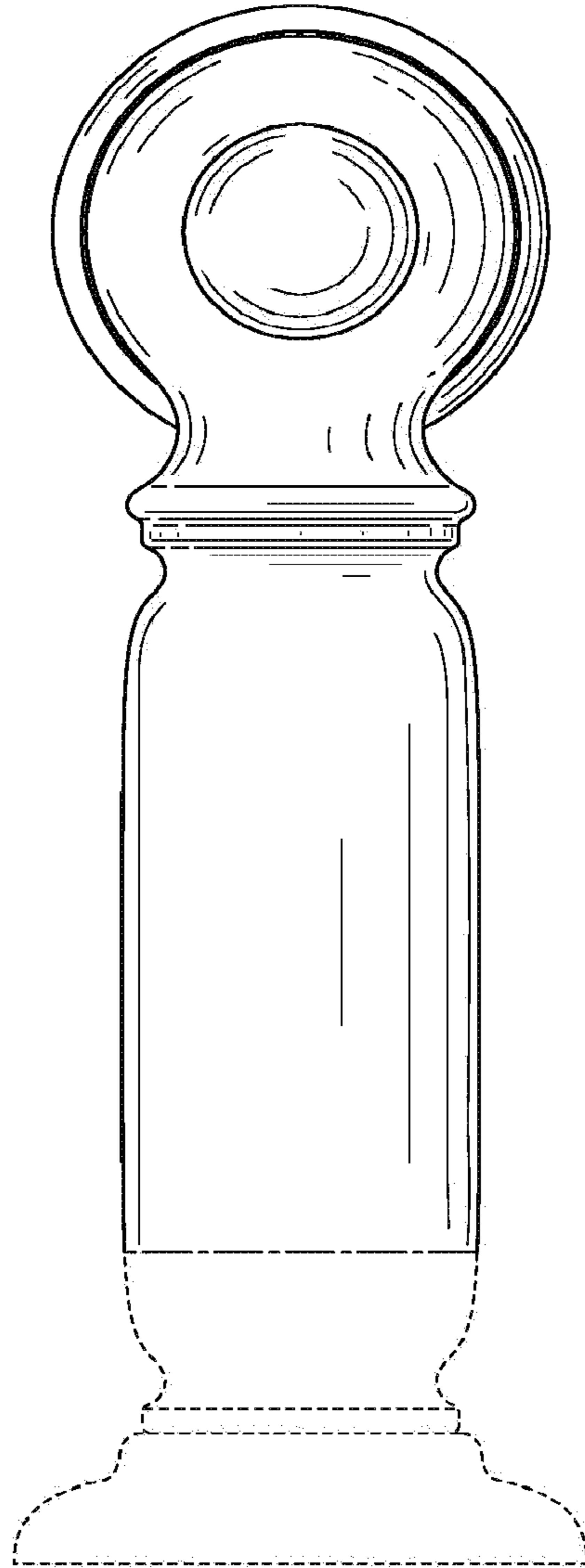


FIG. 5

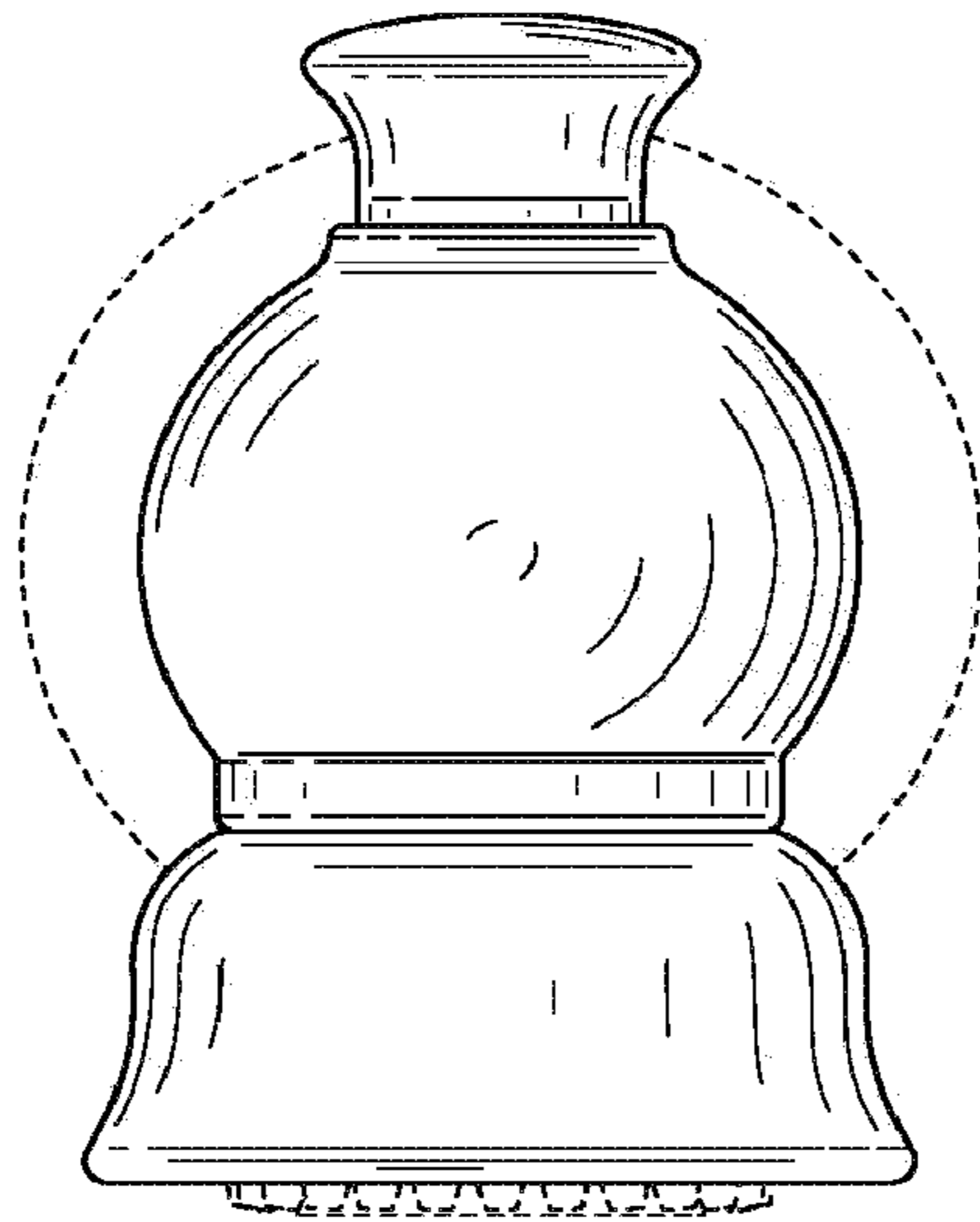


FIG. 6

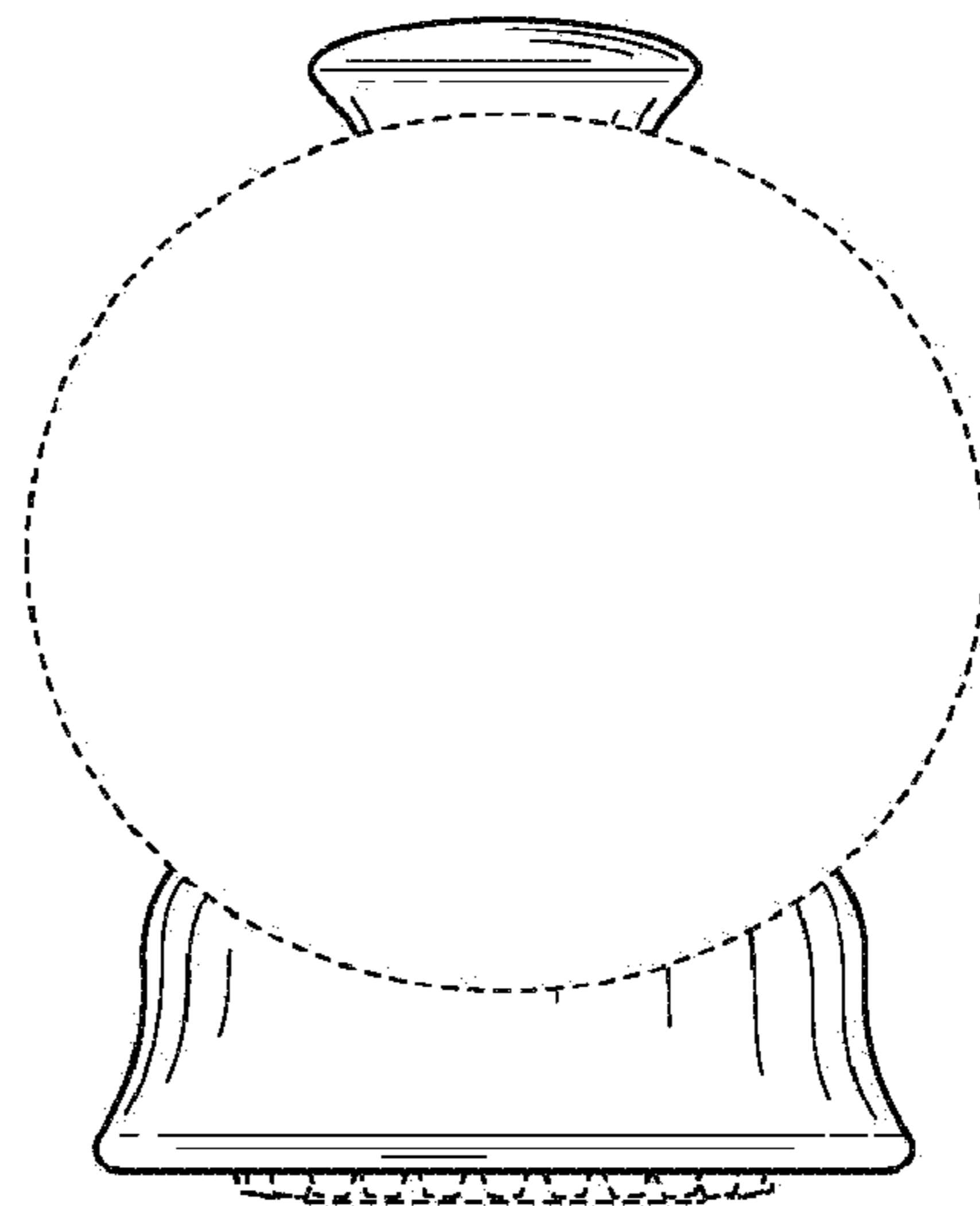


FIG. 7