

US00D765222S

(12) **United States Design Patent**
Norris, Jr.

(10) **Patent No.:** **US D765,222 S**

(45) **Date of Patent:** **** Aug. 30, 2016**

(54) **PRESSURE WASHER LANCE**

D700,953 S * 3/2014 Hua D23/223
D747,441 S * 1/2016 Naslund D23/223

(71) Applicant: **Control Devices, LLC**, Fenton, MO
(US)

* cited by examiner

(72) Inventor: **James Edward Norris, Jr.**, St. Louis,
MO (US)

Primary Examiner — Robin V Webster

(74) *Attorney, Agent, or Firm* — Senniger Powers LLP

(73) Assignee: **Control Devices, LLC**, Fenton, MO
(US)

(57) **CLAIM**

The ornamental design for a pressure washer lance, as shown and described.

(**) Term: **15 Years**

DESCRIPTION

(21) Appl. No.: **29/531,570**

FIG. 1 is a perspective of a pressure washer lance of the present invention;

(22) Filed: **Jun. 26, 2015**

FIG. 2 is a front elevation of the pressure washer lance of FIG. 1;

(51) **LOC (10) Cl.** **23-01**

(52) **U.S. Cl.**
USPC **D23/213**

(58) **Field of Classification Search**
USPC D23/213, 223, 226; 239/525, 526, 459,
239/532

CPC B05B 1/00; B05B 9/01
See application file for complete search history.

FIG. 3 is a top plan of the pressure washer lance of FIG. 1;
FIG. 4 is a bottom plan of the pressure washer lance of FIG. 1;

FIG. 5 is a rear elevation of the pressure washer lance of FIG. 1;

FIG. 6 is a right side elevation of the pressure washer lance of FIG. 1; and,

FIG. 7 left side elevation of the pressure washer lance of FIG. 1.

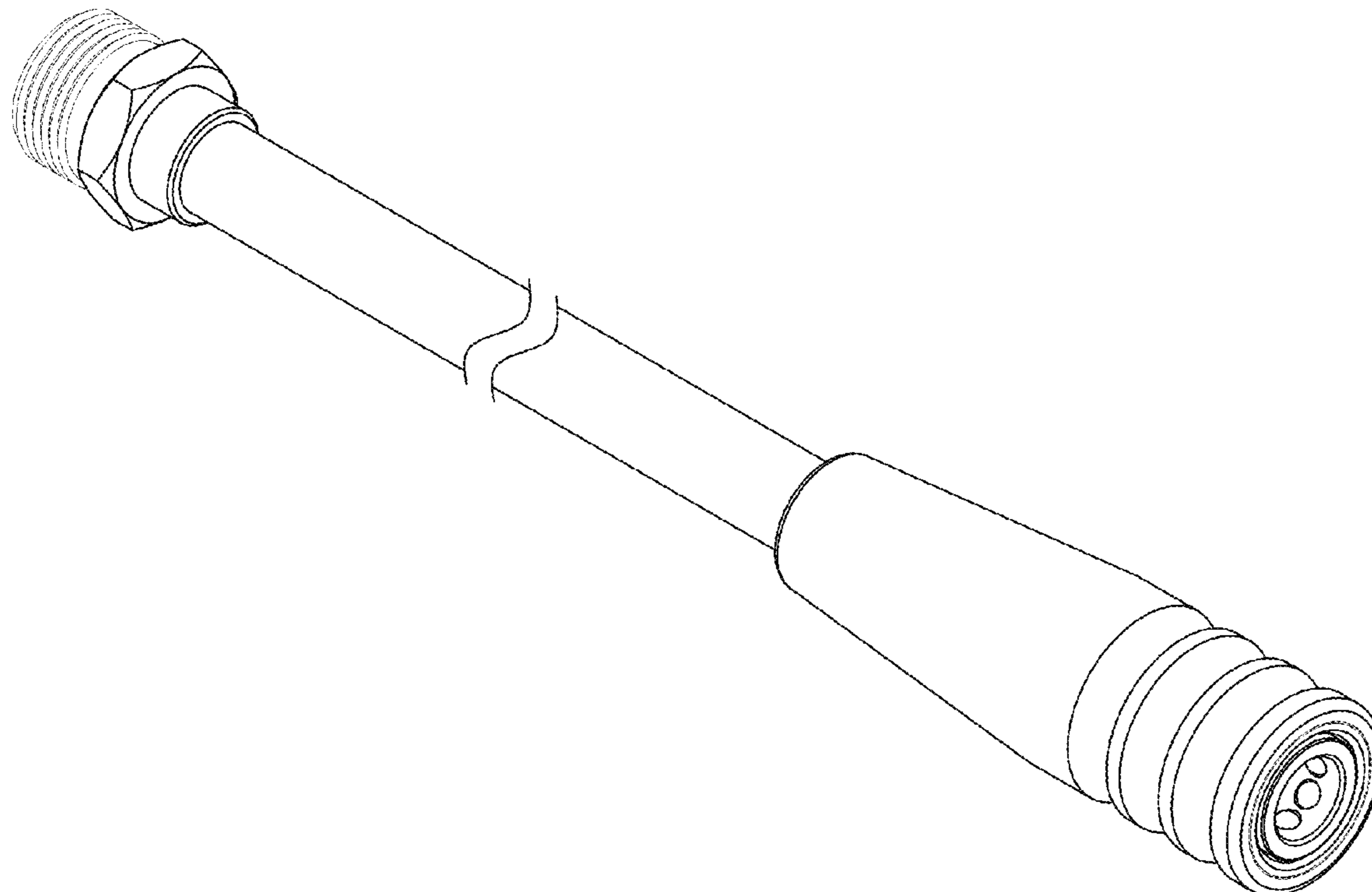
The lance is shown fragmented in FIGS. 1-5 to indicate non-specified length.

(56) **References Cited**

U.S. PATENT DOCUMENTS

D358,195 S * 5/1995 Tsai D23/213
D628,271 S * 11/2010 Carpanese D23/213

1 Claim, 6 Drawing Sheets



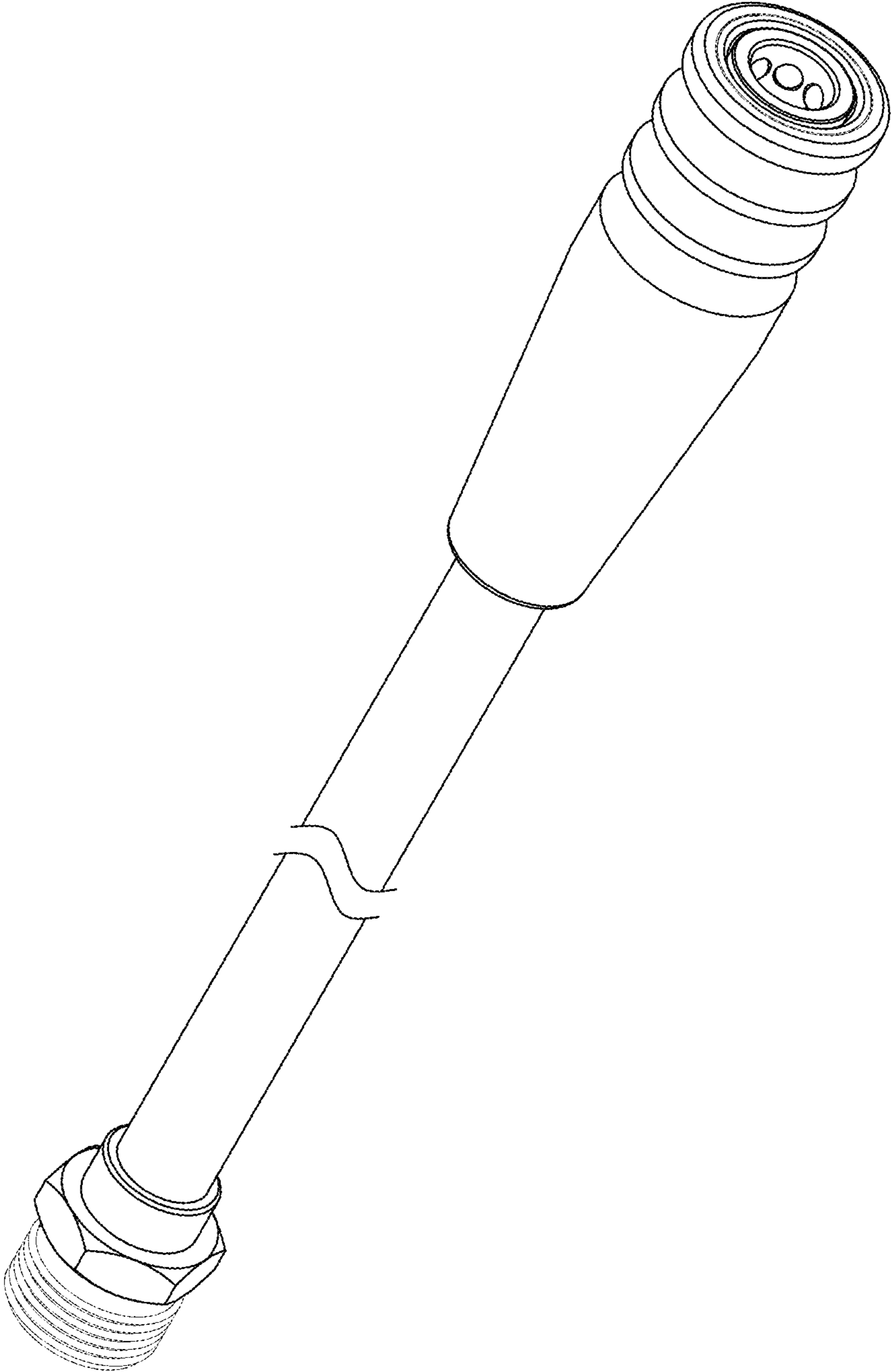
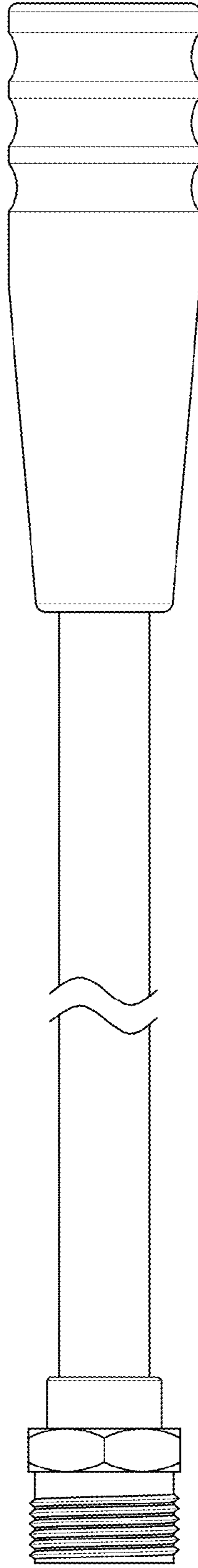


FIG. 1

FIG. 2







FIG. 3

FIG. 4






FIG. 5

FIG. 6

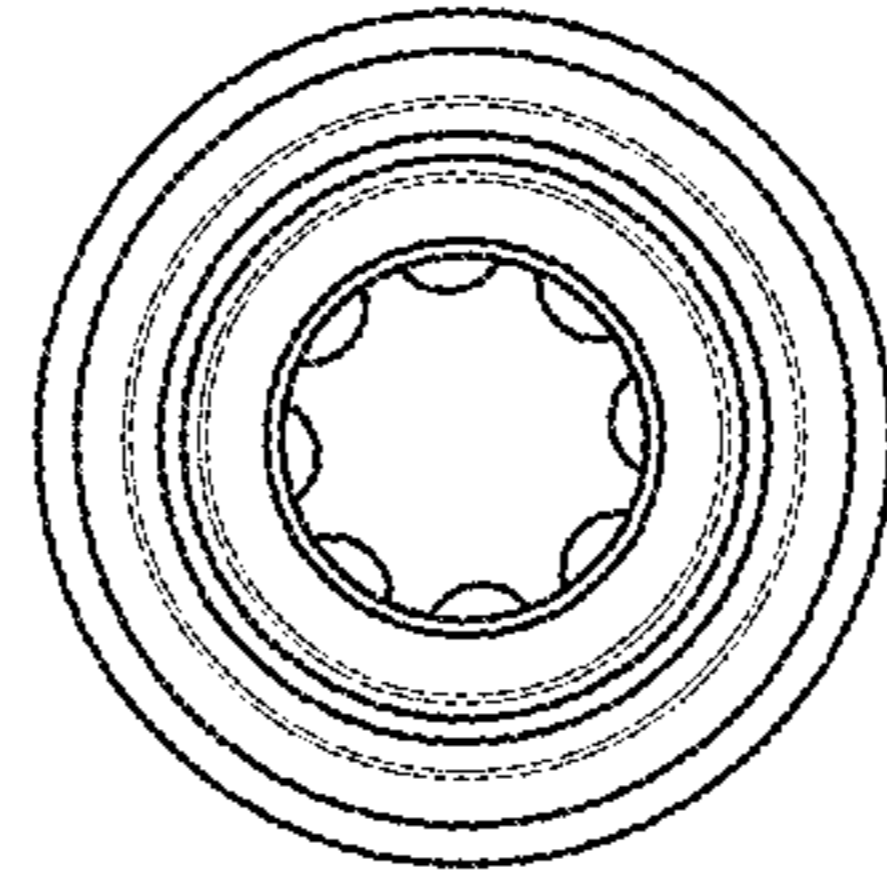


FIG. 7

