

US00D765219S

(12) **United States Design Patent**
Robbins

(10) **Patent No.:** **US D765,219 S**

(45) **Date of Patent:** **** Aug. 30, 2016**

(54) **FISH LURE**

(71) Applicant: **Dewey L. Robbins**, Boonville, IN (US)

(72) Inventor: **Dewey L. Robbins**, Boonville, IN (US)

(**) Term: **14 Years**

(21) Appl. No.: **29/474,988**

(22) Filed: **Apr. 14, 2015**

(51) **LOC (10) Cl.** **22-05**

(52) **U.S. Cl.**
USPC **D22/133**

(58) **Field of Classification Search**
USPC D22/126-133; 43/42.26, 42.333, 42.35,
43/42.47, 42.06, 42.27, 42.24, 42.39, 17.6,
43/42.31, 4.5

CPC A01K 85/00; A01K 85/01; A01K 85/16
See application file for complete search history.

(56) **References Cited**

U.S. PATENT DOCUMENTS

4,823,497 A 4/1989 Pierce
5,461,815 A 10/1995 Rodgers

D422,335 S * 4/2000 Firmin D22/133
D432,201 S * 10/2000 Firmin D22/133
D470,909 S * 2/2003 Dalpaos D22/133
6,857,220 B2 * 2/2005 King A01K 85/00
43/42.24

6,922,935 B2 8/2005 Yu
7,322,151 B2 * 1/2008 Guigo A01K 85/16
43/42.24

2010/0226876 A1 9/2010 Gregg

* cited by examiner

Primary Examiner — Catheri Oliver-Garcia

(74) *Attorney, Agent, or Firm* — Paul R. Martin

(57) **CLAIM**

The ornamental design a fish lure, as shown and described.

DESCRIPTION

FIG. 1 is a perspective view of the fish lure of my new design.

FIG. 2 is a right side elevational view thereof.

FIG. 3 is a left side elevational view thereof.

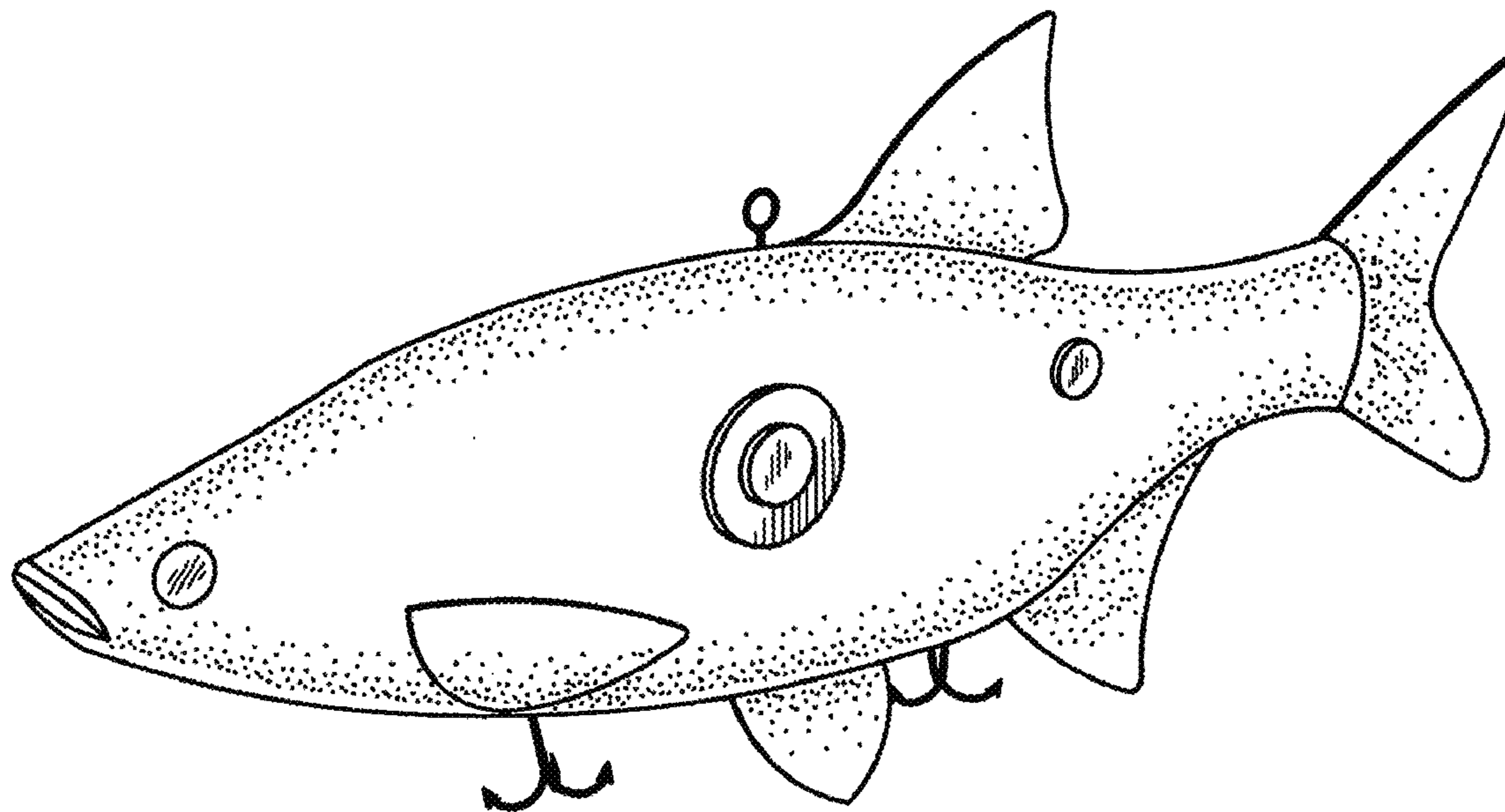
FIG. 4 is a front elevational view thereof.

FIG. 5 is a rear elevational view thereof.

FIG. 6 is a bottom plan view thereof; and,

FIG. 7 is a top plan view thereof.

1 Claim, 3 Drawing Sheets



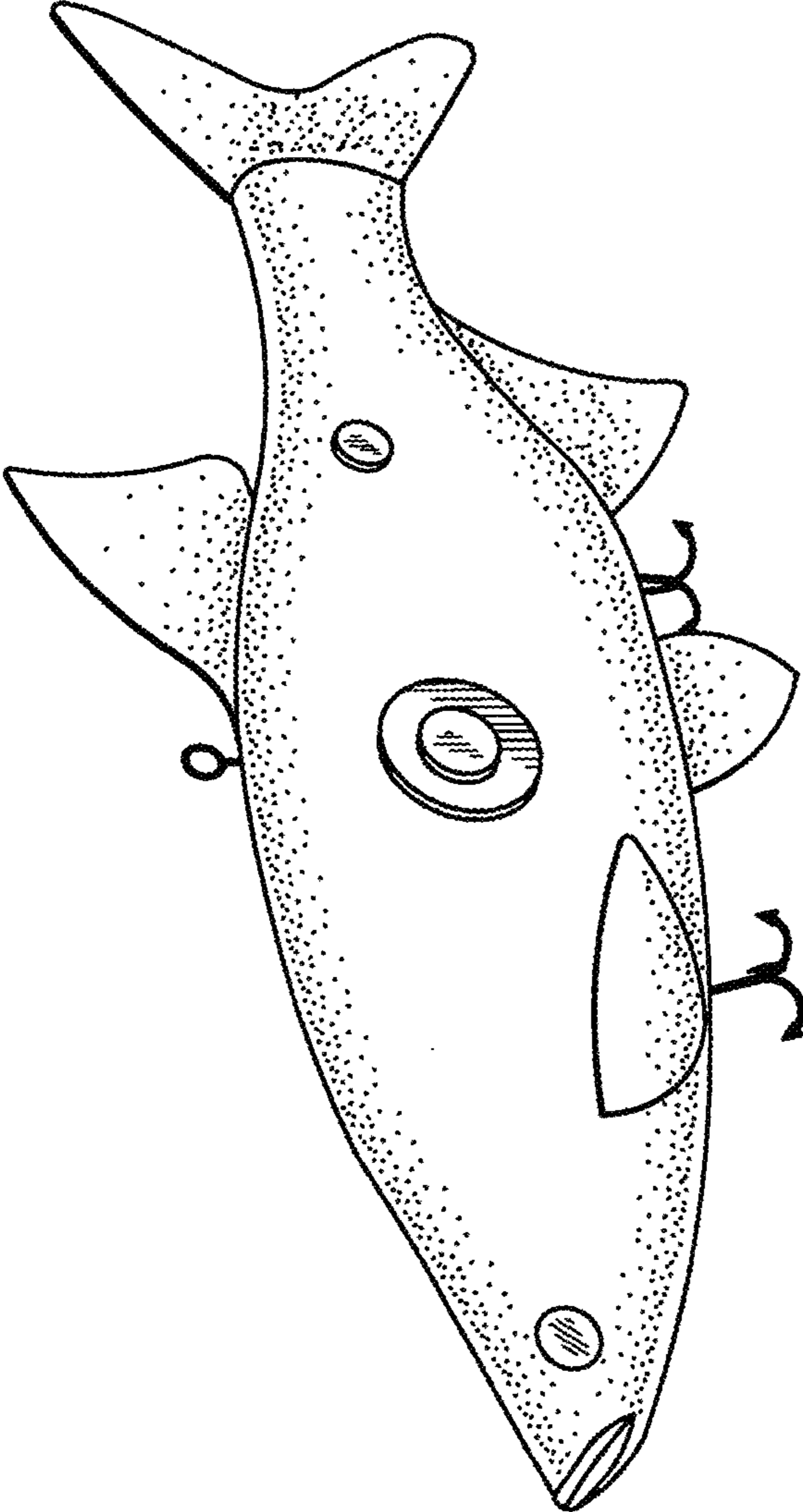


FIG. 1

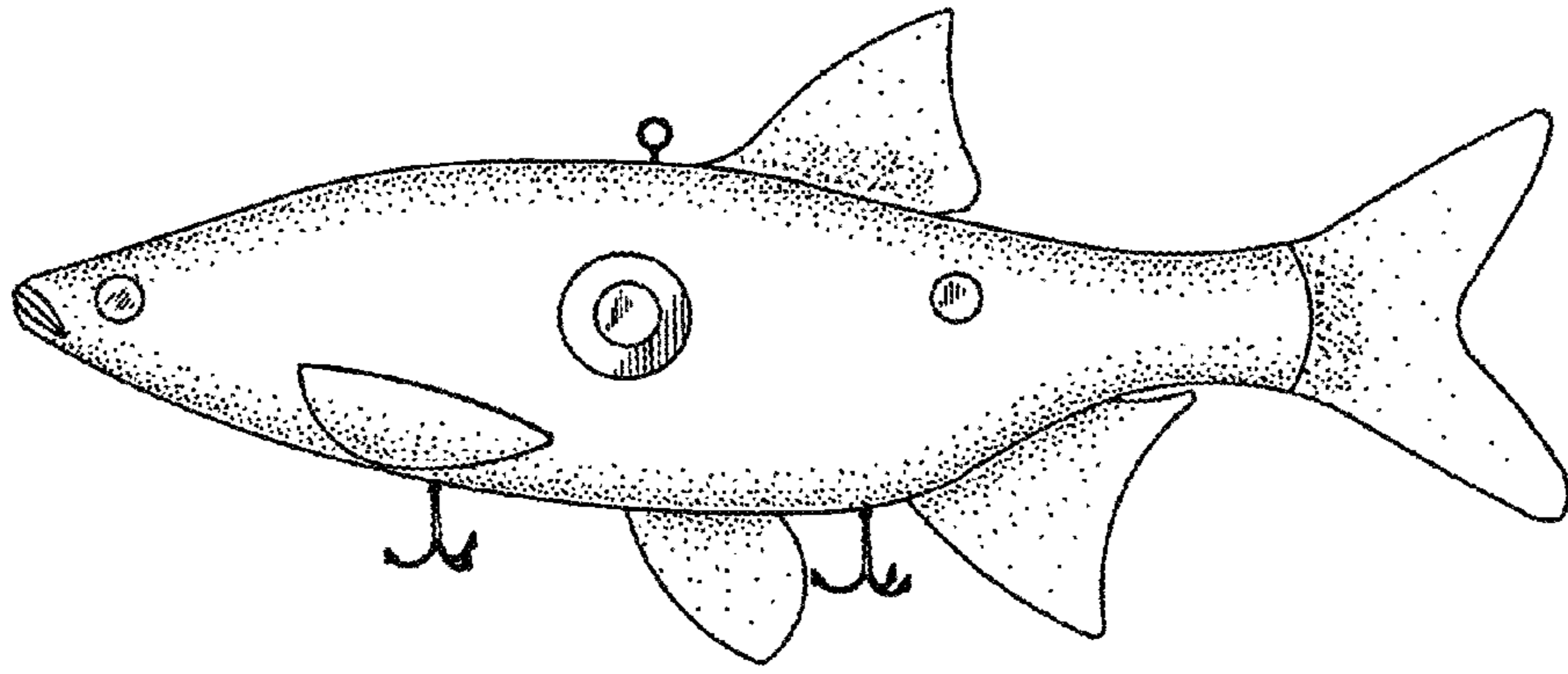


FIG. 2

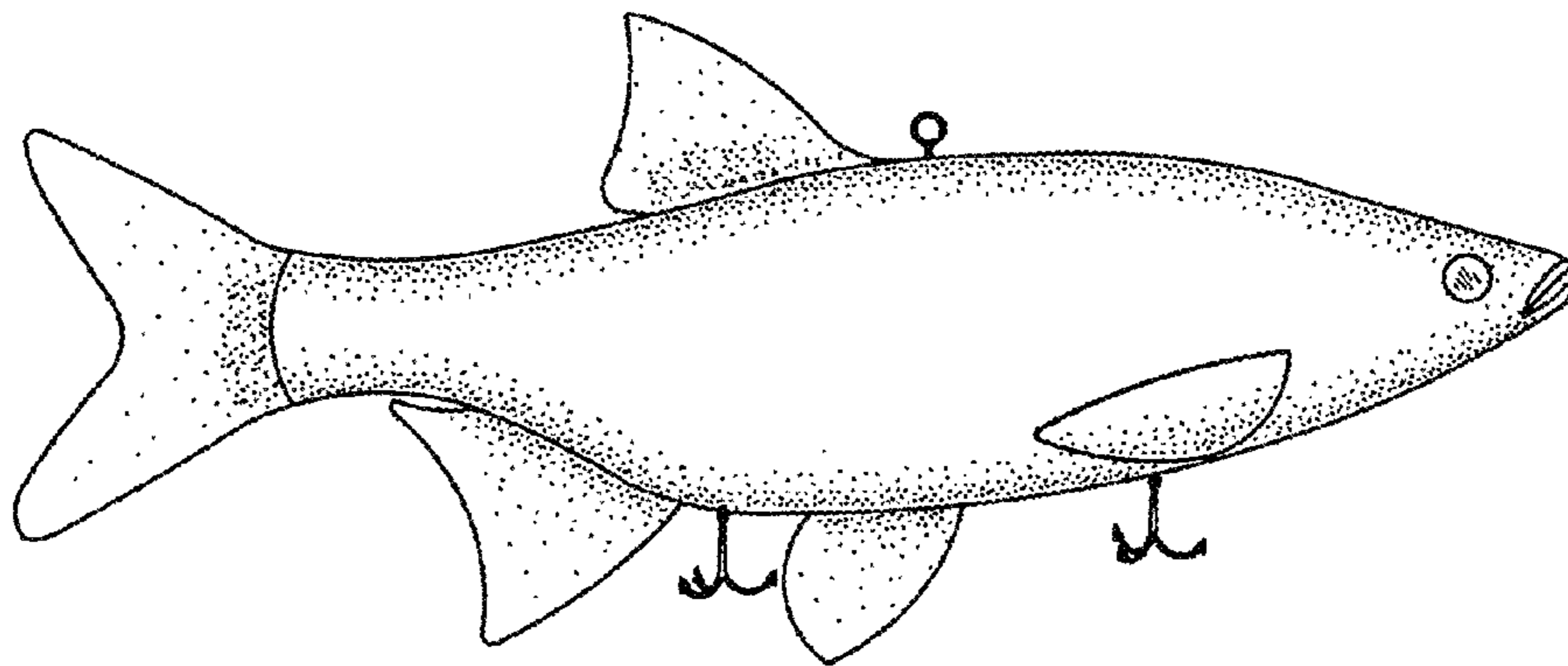


FIG. 3

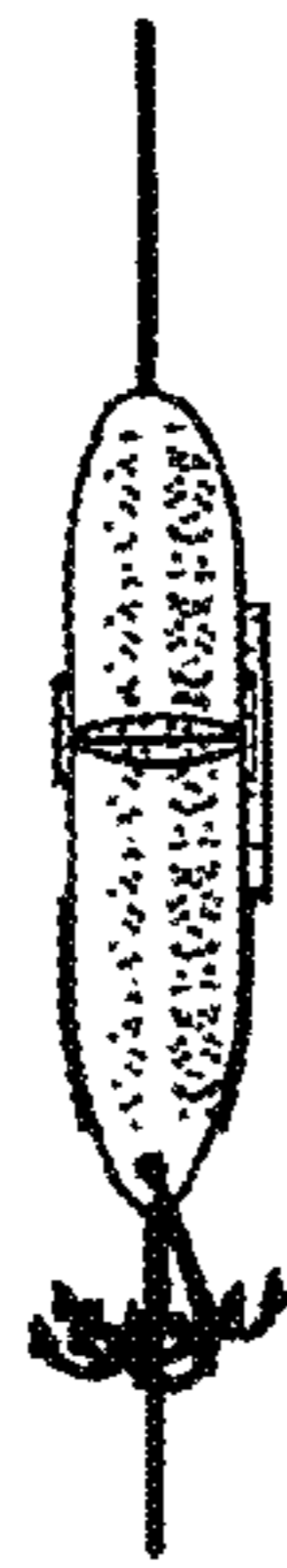


FIG. 4




FIG. 5




FIG. 6



FIG. 7