



US00D765216S

(12) **United States Design Patent**
Tom et al.

(10) **Patent No.:** **US D765,216 S**
(45) **Date of Patent:** **** Aug. 30, 2016**

- (54) **FIXED-BLADE KNIFE**
- (71) Applicant: **FirstEdge, LLC**, Lafayette, CA (US)
- (72) Inventors: **Wesley James Tom**, Escondido, CA (US); **Brett Philip Seber**, Escondido, CA (US)
- (73) Assignee: **FirstEdge, LLC**, Lafayette, CA (US)
- (**) Term: **14 Years**
- (21) Appl. No.: **29/515,104**
- (22) Filed: **Jan. 20, 2015**
- (51) **LOC (10) Cl.** **22-02**
- (52) **U.S. Cl.**
USPC **D22/118**
- (58) **Field of Classification Search**
USPC D22/118; D8/95-99; 30/151-154, 160, 30/294, 329, 333-334, 336-338, 340; D7/649
CPC B26B 1/042; B26B 1/048
See application file for complete search history.

D496,425 S * 9/2004 Carter, III D22/118
D519,185 S * 4/2006 Carter, III D22/118
7,140,110 B2 * 11/2006 Lake B26B 1/042
30/160

* cited by examiner

Primary Examiner — Catheri Oliver-Garcia
(74) *Attorney, Agent, or Firm* — Kelly & Kelley, LLP

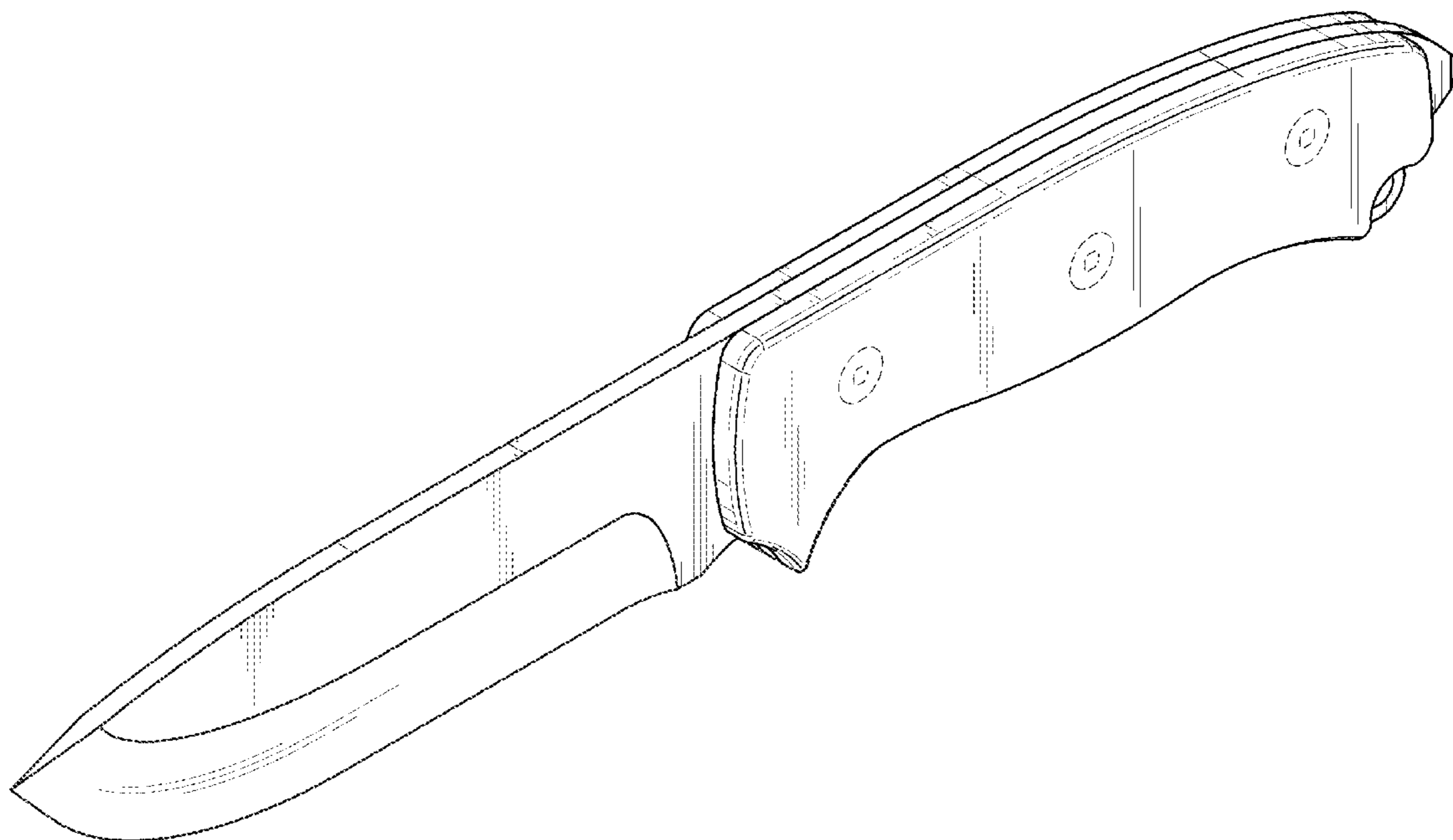
(57) **CLAIM**
The ornamental design for a fixed blade knife, as shown and described.

DESCRIPTION

FIG. 1 is a side perspective view illustrating a fixed-blade knife showing our new design;
FIG. 2 is a side view of the fixed-blade knife shown in FIG. 1;
FIG. 3 is a front view of the fixed-blade knife as shown in FIG. 1;
FIG. 4 is a rear view of the fixed-blade knife as shown in FIG. 1;
FIG. 5 is a top plan view of the fixed-blade knife as shown in FIG. 1; and,
FIG. 6 is a bottom plan view of the fixed-blade knife of FIG. 1.
The portions of the knife shown in broken lines form no part of the claimed design.

1 Claim, 4 Drawing Sheets

- (56) **References Cited**
U.S. PATENT DOCUMENTS
6,427,335 B1 * 8/2002 Ralph B26B 1/048
30/160



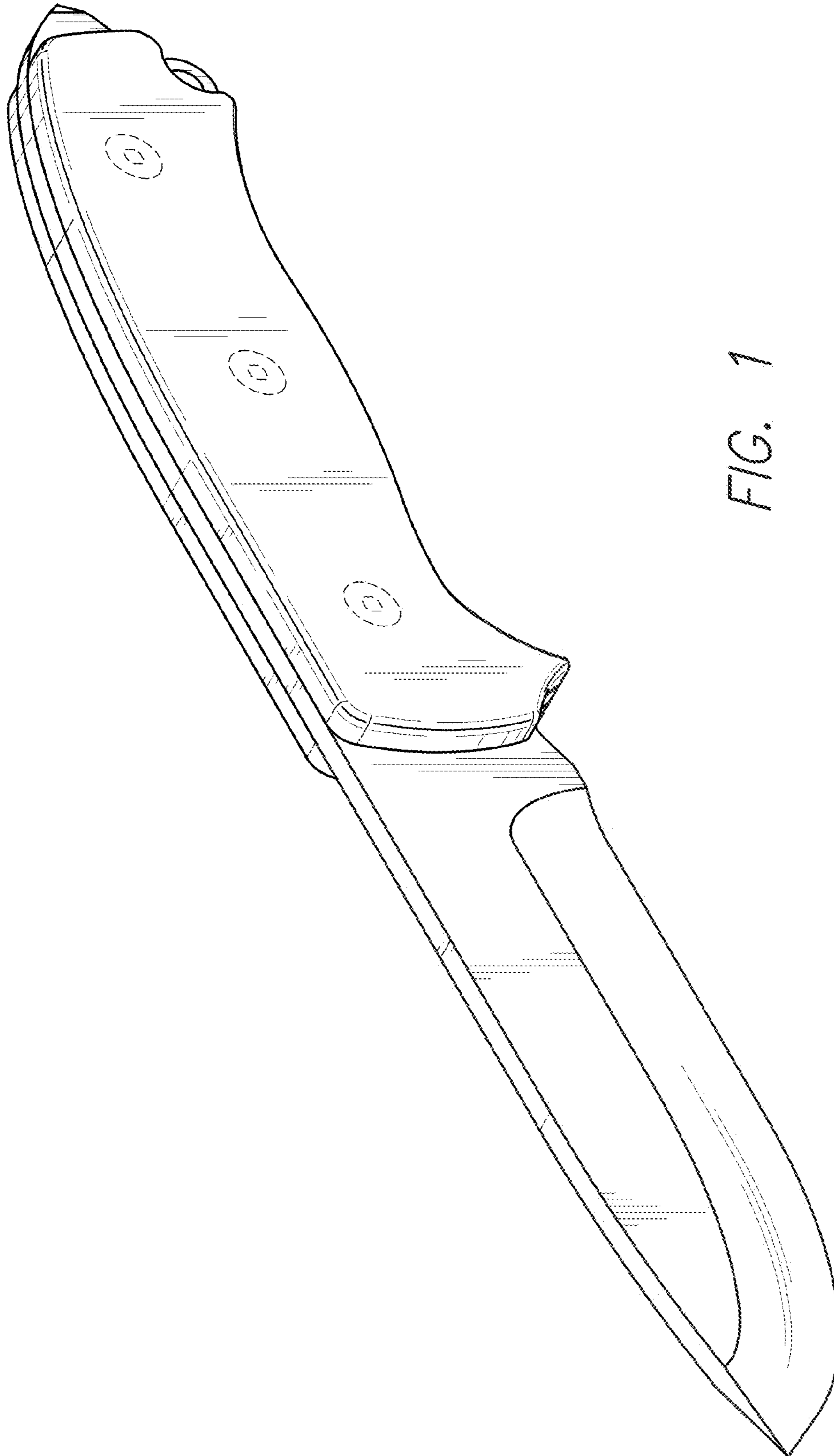


FIG. 1

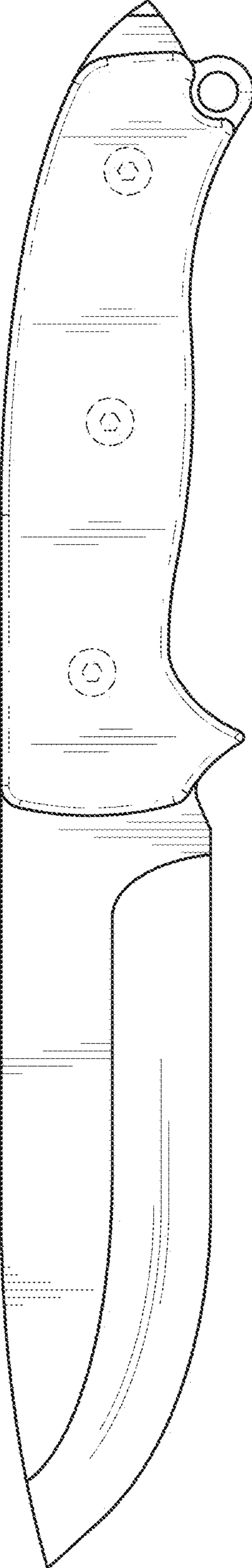


FIG. 2

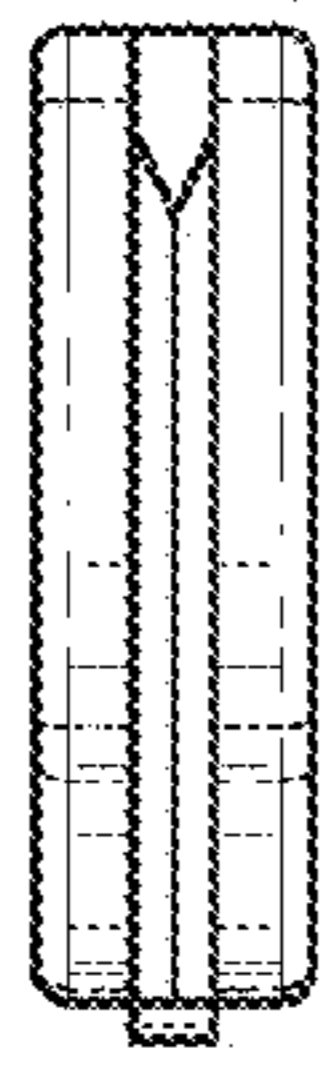


FIG. 3

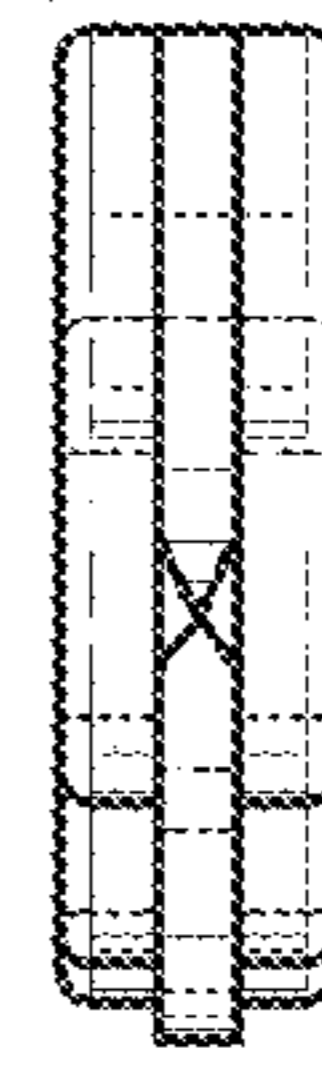


FIG. 4

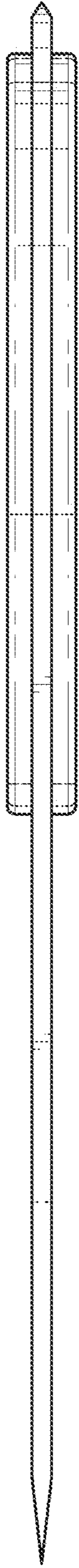


FIG. 5

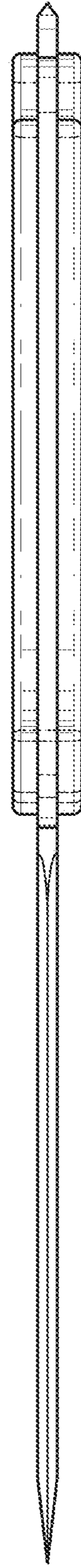


FIG. 6